

Onshore Grab Sample

Sample: MO-07
Sample Taken By: D. Phelps
Sample Collected On: 4/14/10
Splits? N/A

County: Monroe
Latitude: 24° 44' 26.2"
Longitude: 80° 58' 49.8"
Datum: WGS 84
Surf. Elev: N/A
Datum: N/A

Fine Data Summary

Total Sample Weight	65.435 grams
Total Fines in Sample	0.869 grams
Total Percent Fines	1.31 %

Dry Sieving Summary

Total Sample Weight	64.493 grams
Total Digested Weight	63.368 grams
Total Carbonate Weight	1.125 grams
Total Silica %	98.26 %
Total Carbonate %	1.74 %
Carbonate/Silica Ratio	0.018

General Comments:

None

Description

Worked By: M. Ladle

Pre-Digestion Grain Size Distribution

Onshore Grab Sample

Sample: MO-07

Total Sample Mass: 64.493 grams

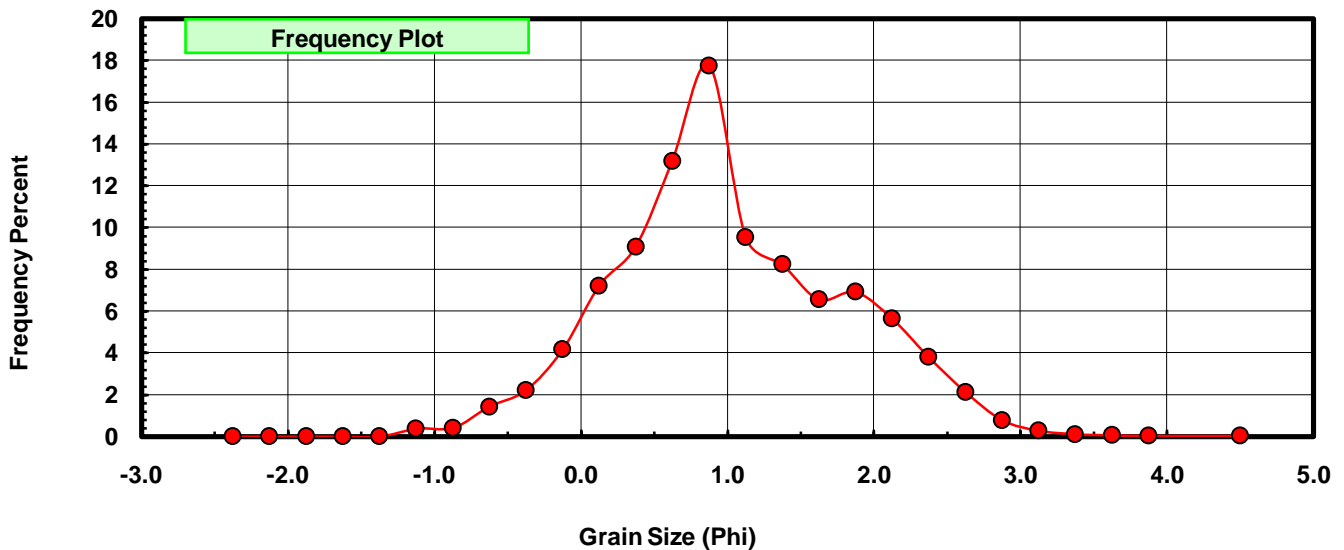
Sieve Size (phi)	Sieve Midpt (phi)	Weight (grams)	Freq Weight %	Cumulative Weight %
-2.25	-2.375	0.000	0.000	0.000
-2.00	-2.125	0.000	0.000	0.000
-1.75	-1.875	0.000	0.000	0.000
-1.50	-1.625	0.000	0.000	0.000
-1.25	-1.375	0.000	0.000	0.000
-1.00	-1.125	0.242	0.375	0.375
-0.75	-0.875	0.264	0.409	0.785
-0.50	-0.625	0.920	1.427	2.211
-0.25	-0.375	1.427	2.213	4.424
0.00	-0.125	2.694	4.177	8.601
0.25	0.125	4.657	7.221	15.822
0.50	0.375	5.858	9.083	24.905
0.75	0.625	8.502	13.183	38.088
1.00	0.875	11.448	17.751	55.839
1.25	1.125	6.145	9.528	65.367
1.50	1.375	5.314	8.240	73.606
1.75	1.625	4.229	6.557	80.164
2.00	1.875	4.464	6.922	87.085
2.25	2.125	3.636	5.638	92.723
2.50	2.375	2.452	3.802	96.525
2.75	2.625	1.378	2.137	98.662
3.00	2.875	0.511	0.792	99.454
3.25	3.125	0.183	0.284	99.738
3.50	3.375	0.072	0.112	99.850
3.75	3.625	0.047	0.073	99.922
4.00	3.875	0.025	0.039	99.961
5.00	4.50	0.025	0.039	100.000

Statistical Results			
Mean:	1.0149	phi	(0.4949 mm)
Standard Dev:	0.7979	phi-units	(0.5752 mm)
Skewness:	0.2481	dimensionless	
Kurtosis:	2.9094	dimensionless	
5th Moment:	1.8776	dimensionless	
6th Moment:	14.8623	dimensionless	
RARD *	0.7862	dimensionless	
Median	0.7928	phi	(0.5772 mm)

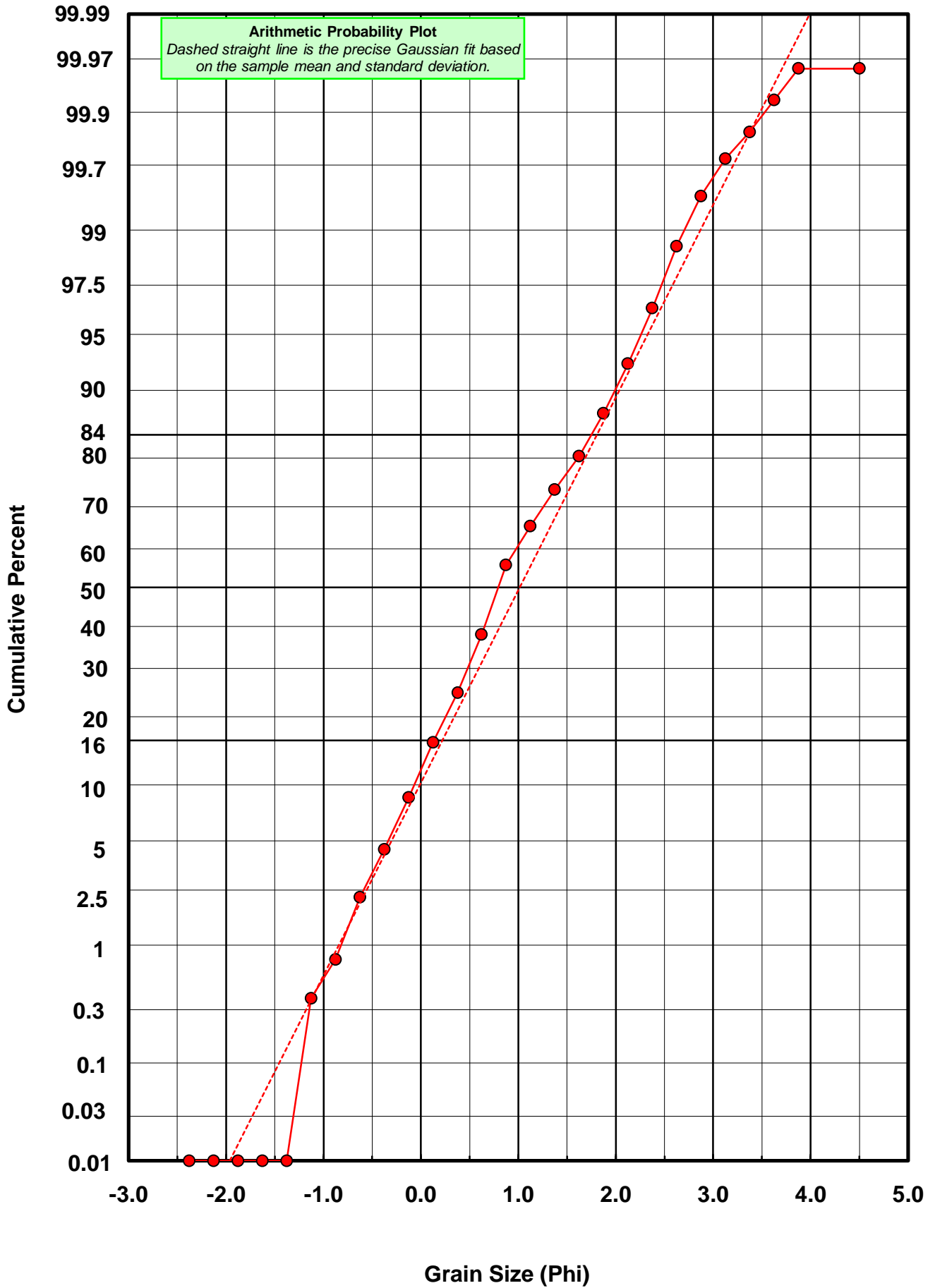
* RARD = reciprocal absolute relative dispersion (see below)

Statistical Explanation	
Calculations based on the Method of Moments	
Skewness: 3rd Stand. Moment; Exact Gaussian = 0.0	
Kurtosis: 4th Stand. Moment; Exact Gaussian = 3.0	
For Further Explanation, See Basille et al. 2002	
Millimeter data calculated by $mm = 2^{(-phi)}$	

Reciprocal Absolute Relative Dispersion (RARD) Scale	
< 0.5	Excellent homogeneity (e.g., beaches)
0.5 to 1.0	Good homogeneity
1.0 to 1.33	Fair homogeneity
> 1.33	Poor homogeneity (e.g., glacial)



MO-07



Carbonate Grain Size Distribution

Onshore Grab Sample

Sample: MO-07

Total Carbonate Mass: 2.165 grams

% Carbonate: 1.7 %

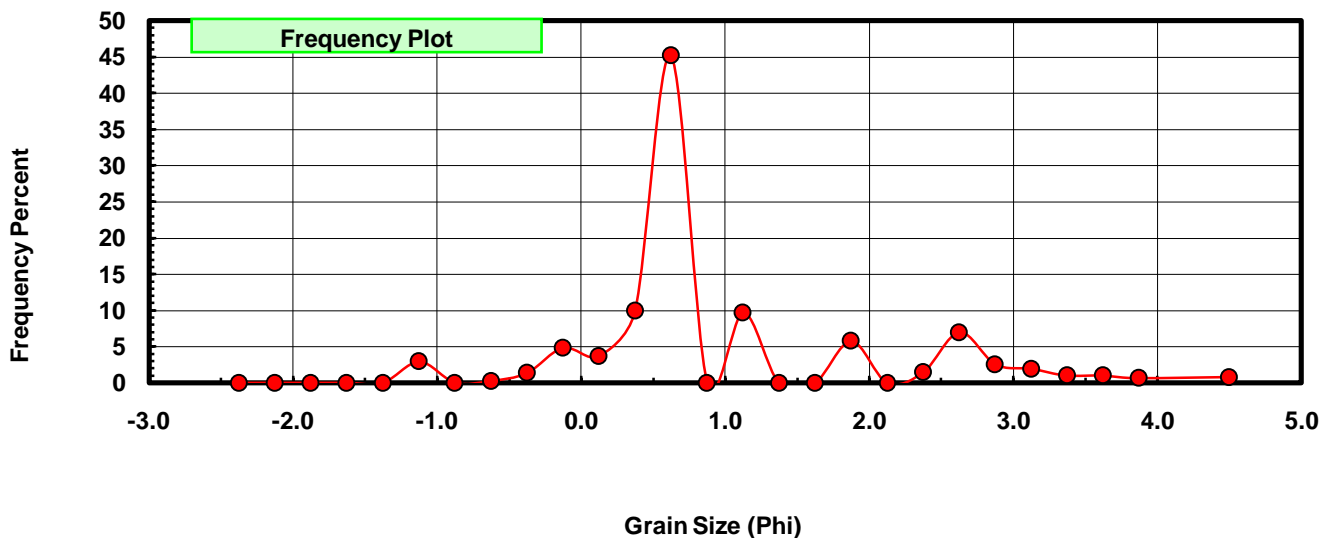
Sieve Size (phi)	Sieve Midpt (phi)	Weight (grams)	Freq Weight %	Cumulative Weight %
-2.25	-2.375	0.000	0.000	0.000
-2.00	-2.125	0.000	0.000	0.000
-1.75	-1.875	0.000	0.000	0.000
-1.50	-1.625	0.000	0.000	0.000
-1.25	-1.375	0.000	0.000	0.000
-1.00	-1.125	0.064	2.956	2.956
-0.75	-0.875	0.000	0.000	2.956
-0.50	-0.625	0.005	0.231	3.187
-0.25	-0.375	0.029	1.339	4.527
0.00	-0.125	0.105	4.850	9.376
0.25	0.125	0.080	3.695	13.072
0.50	0.375	0.215	9.931	23.002
0.75	0.625	0.978	45.173	68.176
1.00	0.875	0.000	0.000	68.176
1.25	1.125	0.210	9.700	77.875
1.50	1.375	0.000	0.000	77.875
1.75	1.625	0.000	0.000	77.875
2.00	1.875	0.125	5.774	83.649
2.25	2.125	0.000	0.000	83.649
2.50	2.375	0.031	1.432	85.081
2.75	2.625	0.151	6.975	92.055
3.00	2.875	0.055	2.540	94.596
3.25	3.125	0.042	1.940	96.536
3.50	3.375	0.022	1.016	97.552
3.75	3.625	0.022	1.016	98.568
4.00	3.875	0.014	0.647	99.215
5.00	4.500	0.017	0.785	100.000

Statistical Results			
Mean:	0.9781	phi	(0.5077 mm)
Standard Dev:	1.0331	phi-units	(0.4887 mm)
Skewness:	1.0332	dimensionless	
Kurtosis:	4.0331	dimensionless	
5th Moment:	7.4397	dimensionless	
6th Moment:	26.0163	dimensionless	
RARD *	1.0563	dimensionless	
Median	0.5244	phi	(0.6952 mm)

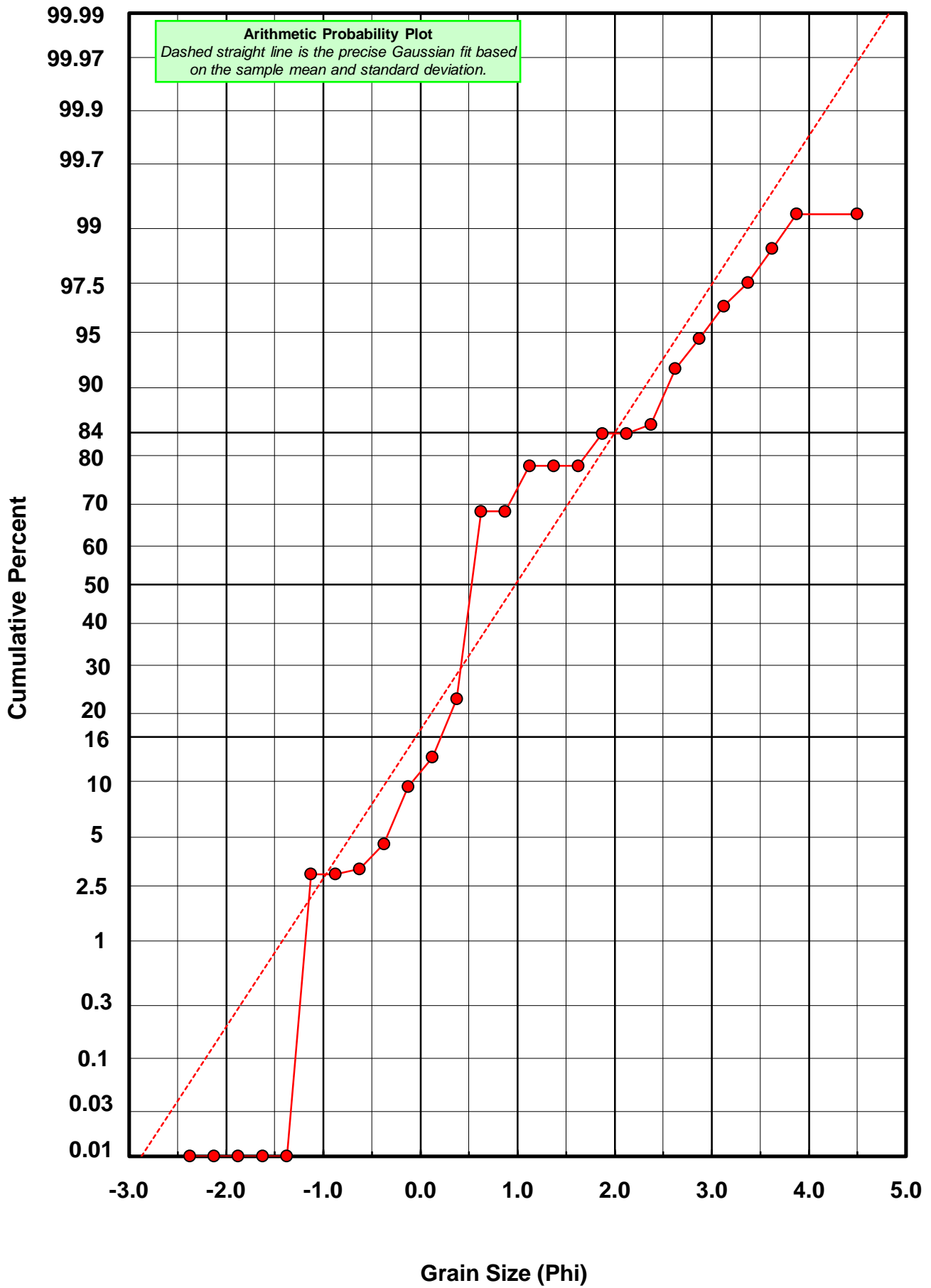
* RARD = reciprocal absolute relative dispersion (see below)

Statistical Explanation	
Calculations based on the Method of Moments	
Skewness: 3rd Stand. Moment; Exact Gaussian = 0.0	
Kurtosis: 4th Stand. Moment; Exact Gaussian = 3.0	
For Further Explanation, See Basille et al. 2002	
Millimeter data calculated by $mm = 2^{-(\phi)}$	

Reciprocal Absolute Relative Dispersion (RARD) Scale	
< 0.5	Excellent homogeneity (e.g., beaches)
0.5 to 1.0	Good homogeneity
1.0 to 1.33	Fair homogeneity
> 1.33	Poor homogeneity (e.g., glacial)



MO-07



Post-Digestion Grain Size Distribution

Onshore Grab Sample

Sample: MO-07

Total Digested Mass: 63.368 grams

% Silica: 98.3 %

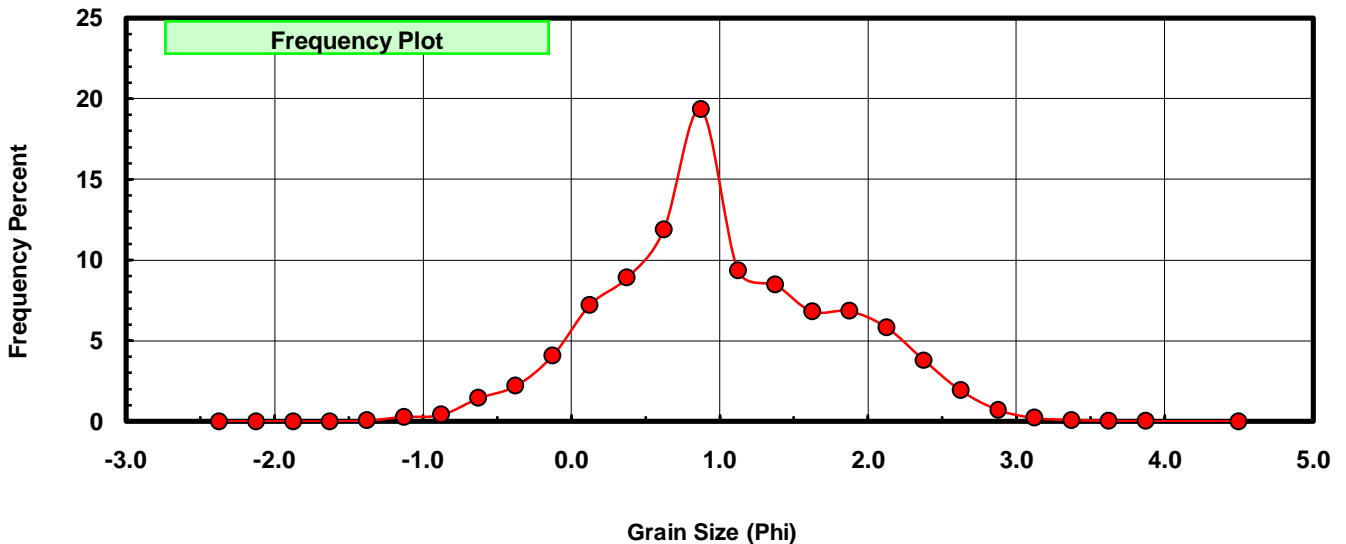
Sieve Size (phi)	Sieve Midpt (phi)	Weight (grams)	Freq Weight %	Cumulative Weight %
-2.25	-2.375	0.000	0.000	0.000
-2.00	-2.125	0.000	0.000	0.000
-1.75	-1.875	0.000	0.000	0.000
-1.50	-1.625	0.000	0.000	0.000
-1.25	-1.375	0.042	0.066	0.066
-1.00	-1.125	0.178	0.281	0.347
-0.75	-0.875	0.265	0.418	0.765
-0.50	-0.625	0.915	1.444	2.209
-0.25	-0.375	1.398	2.206	4.415
0.00	-0.125	2.589	4.086	8.501
0.25	0.125	4.577	7.223	15.724
0.50	0.375	5.643	8.905	24.629
0.75	0.625	7.524	11.874	36.503
1.00	0.875	12.240	19.316	55.818
1.25	1.125	5.935	9.366	65.184
1.50	1.375	5.372	8.477	73.662
1.75	1.625	4.316	6.811	80.473
2.00	1.875	4.339	6.847	87.320
2.25	2.125	3.696	5.833	93.153
2.50	2.375	2.421	3.821	96.973
2.75	2.625	1.227	1.936	98.910
3.00	2.875	0.456	0.720	99.629
3.25	3.125	0.141	0.223	99.852
3.50	3.375	0.050	0.079	99.931
3.75	3.625	0.025	0.039	99.970
4.00	3.875	0.011	0.017	99.987
5.00	4.500	0.008	0.013	100.000

Statistical Results			
Mean:	1.0150	phi	(0.4948 mm)
Standard Dev:	0.7855	phi-units	(0.5801 mm)
Skewness:	0.1754	dimensionless	
Kurtosis:	2.8116	dimensionless	
5th Moment:	0.9745	dimensionless	
6th Moment:	12.7648	dimensionless	
RARD *	0.7739	dimensionless	
Median	0.7997	phi	(0.5745 mm)

* RARD = reciprocal absolute relative dispersion (see below)

Statistical Explanation	
Calculations based on the Method of Moments	
Skewness: 3rd Stand. Moment; Exact Gaussian = 0.0	
Kurtosis: 4th Stand. Moment; Exact Gaussian = 3.0	
For Further Explanation, See Basille et al. 2002	
Millimeter data calculated by $mm = 2^{-(\phi)}$	

Reciprocal Absolute Relative Dispersion (RARD) Scale	
< 0.5	Excellent homogeneity (e.g., beaches)
0.5 to 1.0	Good homogeneity
1.0 to 1.33	Fair homogeneity
> 1.33	Poor homogeneity (e.g., glacial)



MO-07

