

Onshore Grab Sample

Sample: SA-39
Sample Taken By: D. Phelps
Sample Collected On: 12/16/09
Splits? N/A

County: Sarasota
Latitude: 26° 57' 16.5"
Longitude: 82° 22' 46.8"
Datum: WGS 84
Surf. Elev: N/A
Datum: N/A

Fine Data Summary

Total Sample Weight	56.313 grams
Total Fines in Sample	0.190 grams
Total Percent Fines	0.34 %

Dry Sieving Summary

Total Sample Weight	55.872 grams
Total Digested Weight	41.904 grams
Total Carbonate Weight	13.968 grams
Total Silica %	75.00 %
Total Carbonate %	25.00 %
Carbonate/Silica Ratio	0.333

General Comments:

None

Description

Worked By: M. Ladle

Pre-Digestion Grain Size Distribution

Onshore Grab Sample

Sample: SA-39

Total Sample Mass: 55.872 grams

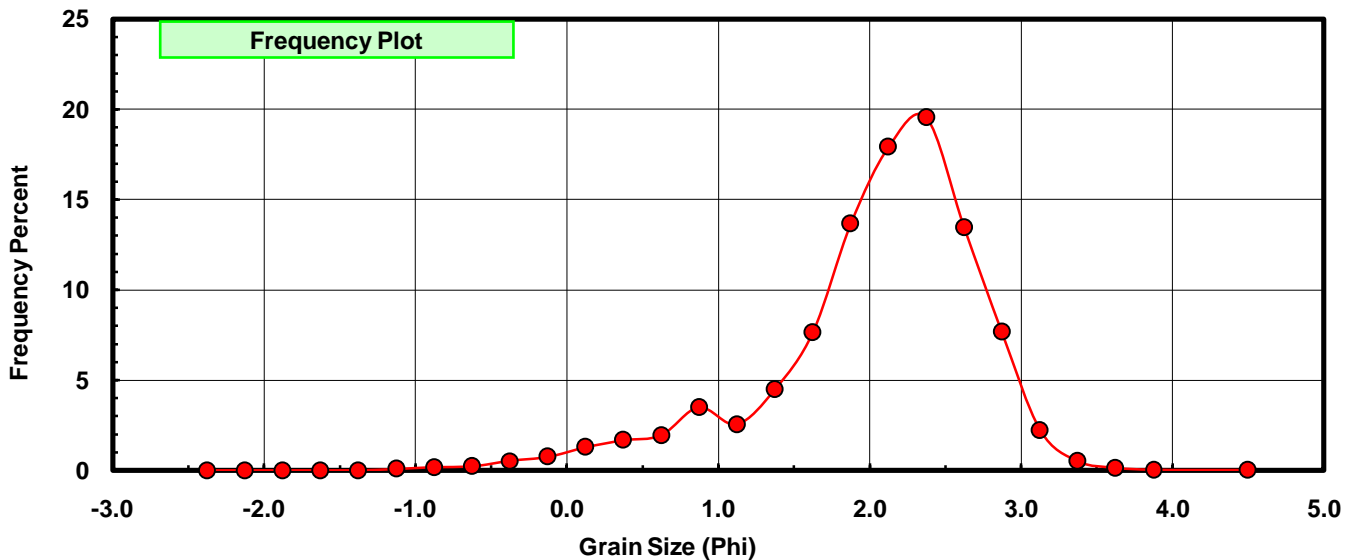
Sieve Size (phi)	Sieve Midpt (phi)	Weight (grams)	Freq Weight %	Cumulative Weight %
-2.25	-2.375	0.000	0.000	0.000
-2.00	-2.125	0.000	0.000	0.000
-1.75	-1.875	0.000	0.000	0.000
-1.50	-1.625	0.000	0.000	0.000
-1.25	-1.375	0.000	0.000	0.000
-1.00	-1.125	0.048	0.086	0.086
-0.75	-0.875	0.093	0.166	0.252
-0.50	-0.625	0.126	0.226	0.478
-0.25	-0.375	0.298	0.533	1.011
0.00	-0.125	0.420	0.752	1.763
0.25	0.125	0.719	1.287	3.050
0.50	0.375	0.933	1.670	4.720
0.75	0.625	1.082	1.937	6.656
1.00	0.875	1.953	3.495	10.152
1.25	1.125	1.421	2.543	12.695
1.50	1.375	2.510	4.492	17.188
1.75	1.625	4.276	7.653	24.841
2.00	1.875	7.634	13.663	38.504
2.25	2.125	10.012	17.920	56.424
2.50	2.375	10.923	19.550	75.974
2.75	2.625	7.519	13.458	89.431
3.00	2.875	4.283	7.666	97.097
3.25	3.125	1.245	2.228	99.325
3.50	3.375	0.281	0.503	99.828
3.75	3.625	0.072	0.129	99.957
4.00	3.875	0.015	0.027	99.984
5.00	4.50	0.009	0.016	100.000

Statistical Results			
Mean:	2.0265	phi	(0.2454 mm)
Standard Dev:	0.7176	phi-units	(0.6081 mm)
Skewness:	-1.1844	dimensionless	
Kurtosis:	4.7415	dimensionless	
5th Moment:	-12.1042	dimensionless	
6th Moment:	42.9044	dimensionless	
RARD *	0.3541	dimensionless	
Median	2.0354	phi	(0.2439 mm)

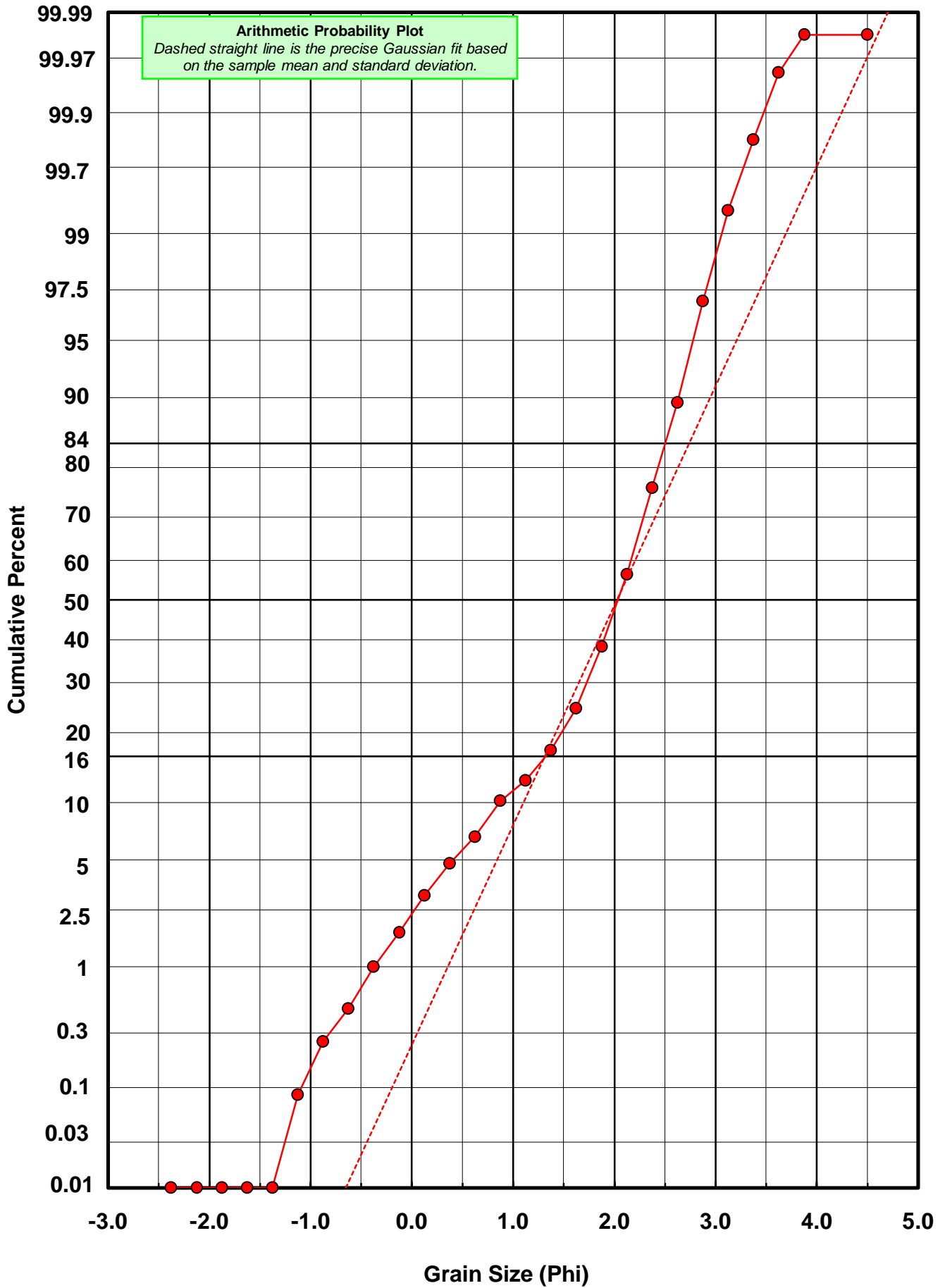
* RARD = reciprocal absolute relative dispersion (see below)

Statistical Explanation	
Calculations based on the Method of Moments	
Skewness: 3rd Stand. Moment; Exact Gaussian = 0.0	
Kurtosis: 4th Stand. Moment; Exact Gaussian = 3.0	
For Further Explanation, See Basille et al. 2002	
Millimeter data calculated by $mm = 2^{-(\phi)}$	

Reciprocal Absolute Relative Dispersion (RARD) Scale	
< 0.5	Excellent homogeneity (e.g., beaches)
0.5 to 1.0	Good homogeneity
1.0 to 1.33	Fair homogeneity
> 1.33	Poor homogeneity (e.g., glacial)



SA-39



Carbonate Grain Size Distribution

Onshore Grab Sample

Sample: SA-39

Total Carbonate Mass: 13.982 grams

% Carbonate: 25.0 %

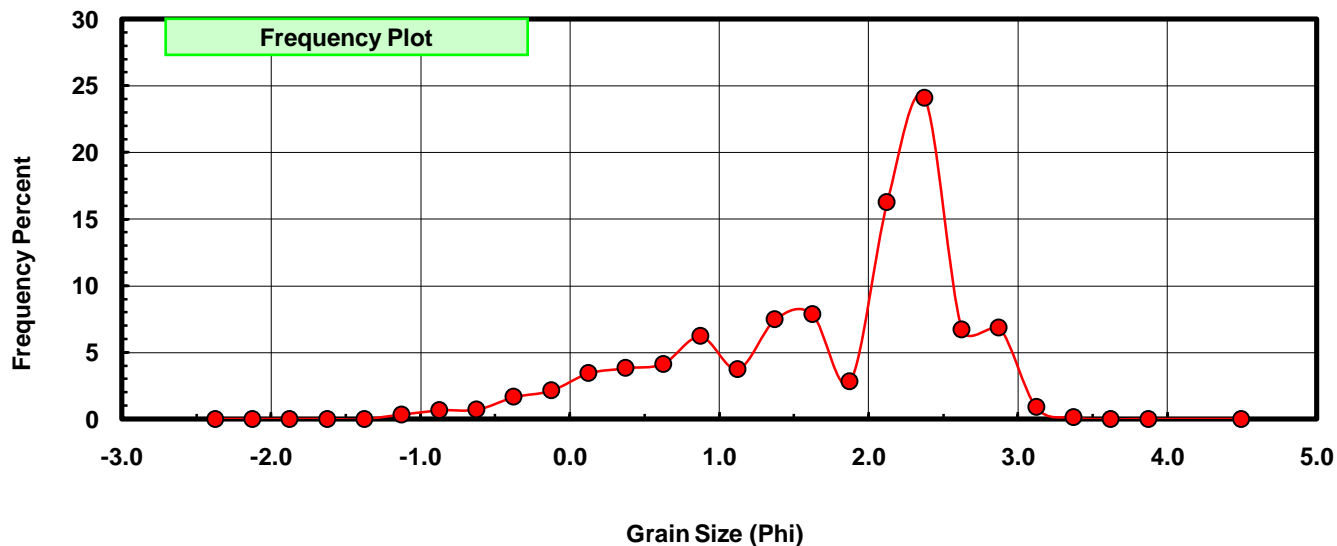
Sieve Size (phi)	Sieve Midpt (phi)	Weight (grams)	Freq Weight %	Cumulative Weight %
-2.25	-2.375	0.000	0.000	0.000
-2.00	-2.125	0.000	0.000	0.000
-1.75	-1.875	0.000	0.000	0.000
-1.50	-1.625	0.000	0.000	0.000
-1.25	-1.375	0.000	0.000	0.000
-1.00	-1.125	0.048	0.343	0.343
-0.75	-0.875	0.093	0.665	1.008
-0.50	-0.625	0.098	0.701	1.709
-0.25	-0.375	0.232	1.659	3.369
0.00	-0.125	0.299	2.138	5.507
0.25	0.125	0.481	3.440	8.947
0.50	0.375	0.535	3.826	12.774
0.75	0.625	0.580	4.148	16.922
1.00	0.875	0.869	6.215	23.137
1.25	1.125	0.525	3.755	26.892
1.50	1.375	1.044	7.467	34.358
1.75	1.625	1.100	7.867	42.226
2.00	1.875	0.395	2.825	45.051
2.25	2.125	2.272	16.249	61.300
2.50	2.375	3.370	24.102	85.403
2.75	2.625	0.938	6.709	92.111
3.00	2.875	0.961	6.873	98.984
3.25	3.125	0.125	0.894	99.878
3.50	3.375	0.017	0.122	100.000
3.75	3.625	0.000	0.000	100.000
4.00	3.875	0.000	0.000	100.000
5.00	4.500	0.000	0.000	100.000

Statistical Results			
Mean:	1.7252	phi	(0.3025 mm)
Standard Dev:	0.9448	phi-units	(0.5195 mm)
Skewness:	-0.8385	dimensionless	
Kurtosis:	2.7363	dimensionless	
5th Moment:	-4.9225	dimensionless	
6th Moment:	12.9803	dimensionless	
RARD *	0.5476	dimensionless	
Median	1.9511	phi	(0.2586 mm)

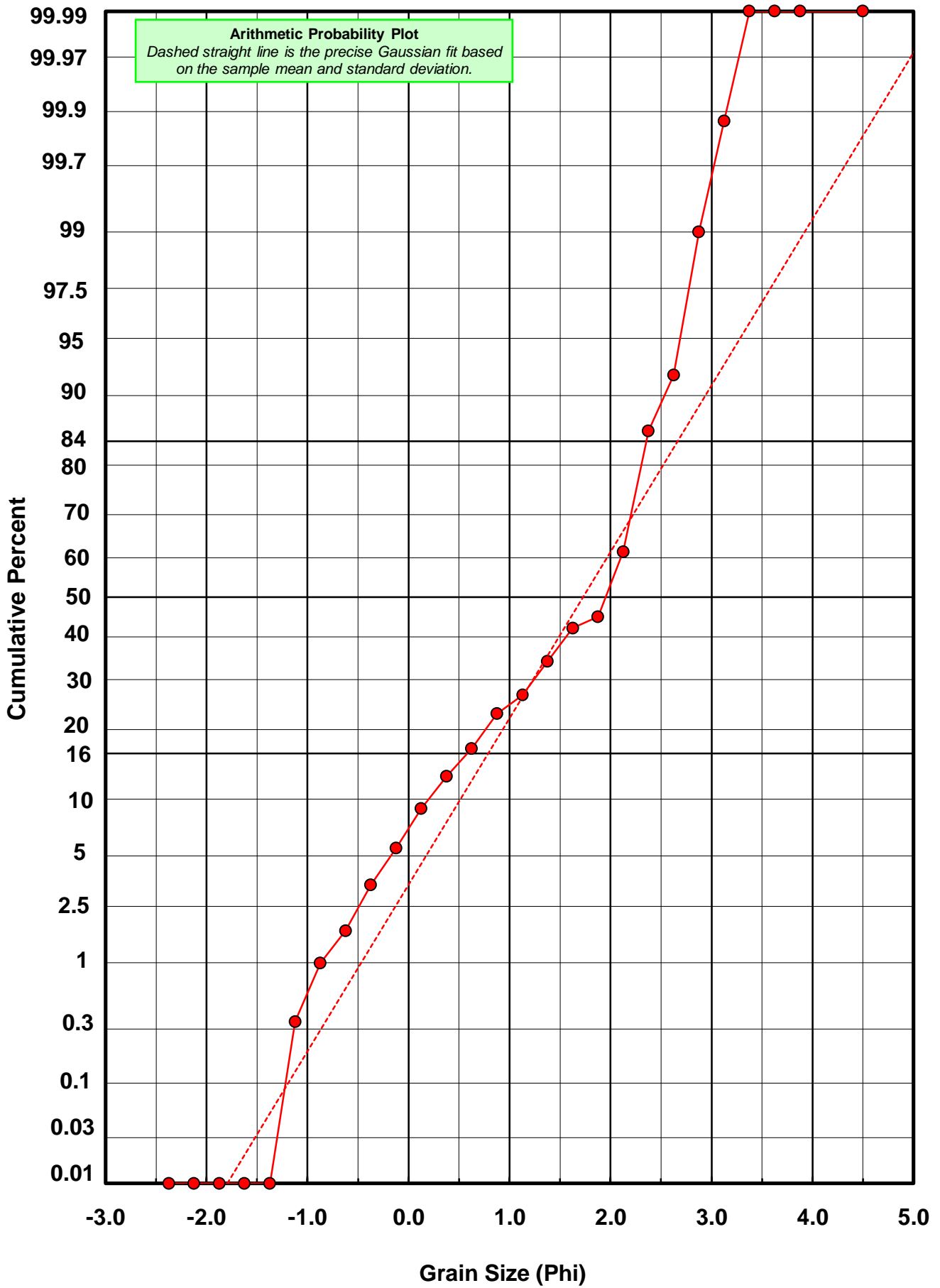
* RARD = reciprocal absolute relative dispersion (see below)

Statistical Explanation	
Calculations based on the Method of Moments	
Skewness: 3rd Stand. Moment; Exact Gaussian = 0.0	
Kurtosis: 4th Stand. Moment; Exact Gaussian = 3.0	
For Further Explanation, See Basille et al. 2002	
Millimeter data calculated by $mm = 2^{-(\phi)}$	

Reciprocal Absolute Relative Dispersion (RARD) Scale	
< 0.5	Excellent homogeneity (e.g., beaches)
0.5 to 1.0	Good homogeneity
1.0 to 1.33	Fair homogeneity
> 1.33	Poor homogeneity (e.g., glacial)



SA-39



Post-Digestion Grain Size Distribution

Onshore Grab Sample

Sample: SA-39

Total Digested Mass: 41.904 grams

% Silica: 75.0 %

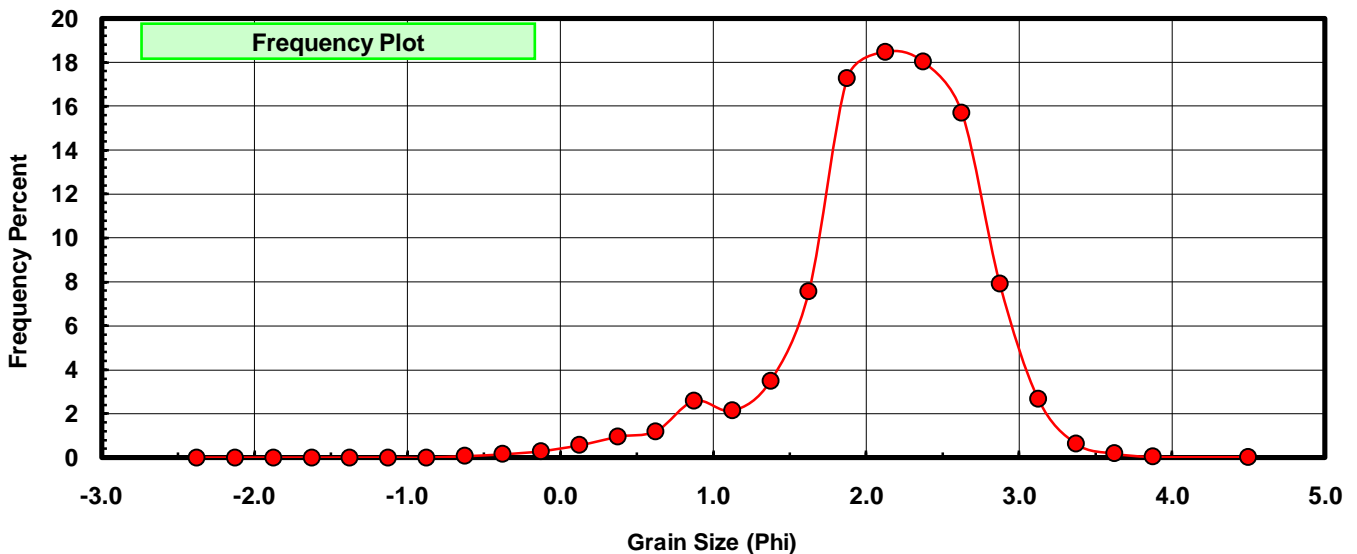
Sieve Size (phi)	Sieve Midpt (phi)	Weight (grams)	Freq Weight %	Cumulative Weight %
-2.25	-2.375	0.000	0.000	0.000
-2.00	-2.125	0.000	0.000	0.000
-1.75	-1.875	0.000	0.000	0.000
-1.50	-1.625	0.000	0.000	0.000
-1.25	-1.375	0.000	0.000	0.000
-1.00	-1.125	0.000	0.000	0.000
-0.75	-0.875	0.000	0.000	0.000
-0.50	-0.625	0.028	0.067	0.067
-0.25	-0.375	0.066	0.158	0.224
0.00	-0.125	0.121	0.289	0.513
0.25	0.125	0.238	0.568	1.081
0.50	0.375	0.398	0.950	2.031
0.75	0.625	0.502	1.198	3.229
1.00	0.875	1.084	2.587	5.816
1.25	1.125	0.896	2.138	7.954
1.50	1.375	1.466	3.498	11.452
1.75	1.625	3.176	7.579	19.032
2.00	1.875	7.239	17.275	36.307
2.25	2.125	7.740	18.471	54.778
2.50	2.375	7.553	18.025	72.802
2.75	2.625	6.581	15.705	88.507
3.00	2.875	3.322	7.928	96.435
3.25	3.125	1.120	2.673	99.107
3.50	3.375	0.264	0.630	99.737
3.75	3.625	0.079	0.189	99.926
4.00	3.875	0.018	0.043	99.969
5.00	4.500	0.013	0.031	100.000

Statistical Results			
Mean:	2.1277	phi	(0.2288 mm)
Standard Dev:	0.6060	phi-units	(0.657 mm)
Skewness:	-0.9306	dimensionless	
Kurtosis:	4.6991	dimensionless	
5th Moment:	-10.7643	dimensionless	
6th Moment:	43.8266	dimensionless	
RARD *	0.2848	dimensionless	
Median	2.0603	phi	(0.2398 mm)

* RARD = reciprocal absolute relative dispersion (see below)

Statistical Explanation	
Calculations based on the Method of Moments	
Skewness: 3rd Stand. Moment; Exact Gaussian = 0.0	
Kurtosis: 4th Stand. Moment; Exact Gaussian = 3.0	
For Further Explanation, See Basille et al. 2002	
Millimeter data calculated by $mm = 2^{-(\phi)}$	

Reciprocal Absolute Relative Dispersion (RARD) Scale	
< 0.5	Excellent homogeneity (e.g., beaches)
0.5 to 1.0	Good homogeneity
1.0 to 1.33	Fair homogeneity
> 1.33	Poor homogeneity (e.g., glacial)



SA-39

