

**Onshore Grab Sample**

**Sample:** SA-37  
**Sample Taken By:** D. Phelps  
**Sample Collected On:** 12/16/09  
**Splits?** N/A

**County:** Sarasota  
**Latitude:** 26° 58' 39.3"  
**Longitude:** 82° 23' 44.1"  
**Datum:** WGS 84  
**Surf. Elev:** N/A  
**Datum:** N/A

**Fine Data Summary**

Total Sample Weight 48.823 grams  
Total Fines in Sample 0.216 grams  
Total Percent Fines 0.44 %

**Dry Sieving Summary**

Total Sample Weight 48.836 grams  
Total Digested Weight 34.470 grams  
Total Carbonate Weight 14.366 grams  
Total Silica % 70.58 %  
Total Carbonate % 29.42 %  
Carbonate/Silica Ratio 0.417

**General Comments:**

None

**Description**

Worked By: M. Ladle

# Pre-Digestion Grain Size Distribution

Onshore Grab Sample

Sample: SA-37

Total Sample Mass: 48.836 grams

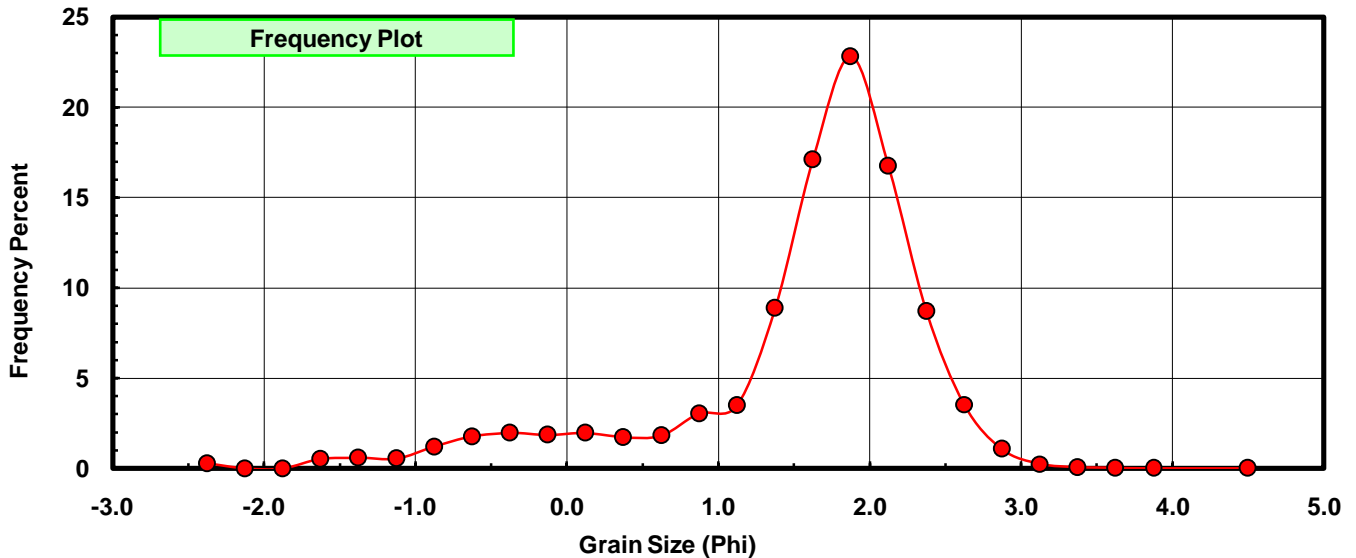
Sieve Size (phi)	Sieve Midpt (phi)	Weight (grams)	Freq Weight %	Cumulative Weight %
-2.25	-2.375	0.135	0.276	0.276
-2.00	-2.125	0.000	0.000	0.276
-1.75	-1.875	0.000	0.000	0.276
-1.50	-1.625	0.256	0.524	0.801
-1.25	-1.375	0.286	0.586	1.386
-1.00	-1.125	0.265	0.543	1.929
-0.75	-0.875	0.585	1.198	3.127
-0.50	-0.625	0.865	1.771	4.898
-0.25	-0.375	0.959	1.964	6.862
0.00	-0.125	0.906	1.855	8.717
0.25	0.125	0.961	1.968	10.685
0.50	0.375	0.844	1.728	12.413
0.75	0.625	0.889	1.820	14.233
1.00	0.875	1.484	3.039	17.272
1.25	1.125	1.699	3.479	20.751
1.50	1.375	4.338	8.883	29.634
1.75	1.625	8.357	17.112	46.746
2.00	1.875	11.147	22.825	69.572
2.25	2.125	8.175	16.740	86.311
2.50	2.375	4.252	8.707	95.018
2.75	2.625	1.732	3.547	98.565
3.00	2.875	0.522	1.069	99.633
3.25	3.125	0.122	0.250	99.883
3.50	3.375	0.030	0.061	99.945
3.75	3.625	0.011	0.023	99.967
4.00	3.875	0.008	0.016	99.984
5.00	4.50	0.008	0.016	100.000

Statistical Results			
Mean:	1.5522	phi	(0.341 mm)
Standard Dev:	0.8904	phi-units	(0.5395 mm)
Skewness:	-1.5955	dimensionless	
Kurtosis:	5.6049	dimensionless	
5th Moment:	-16.1792	dimensionless	
6th Moment:	56.4378	dimensionless	
RARD *	0.5737	dimensionless	
Median	1.6606	phi	(0.3163 mm)

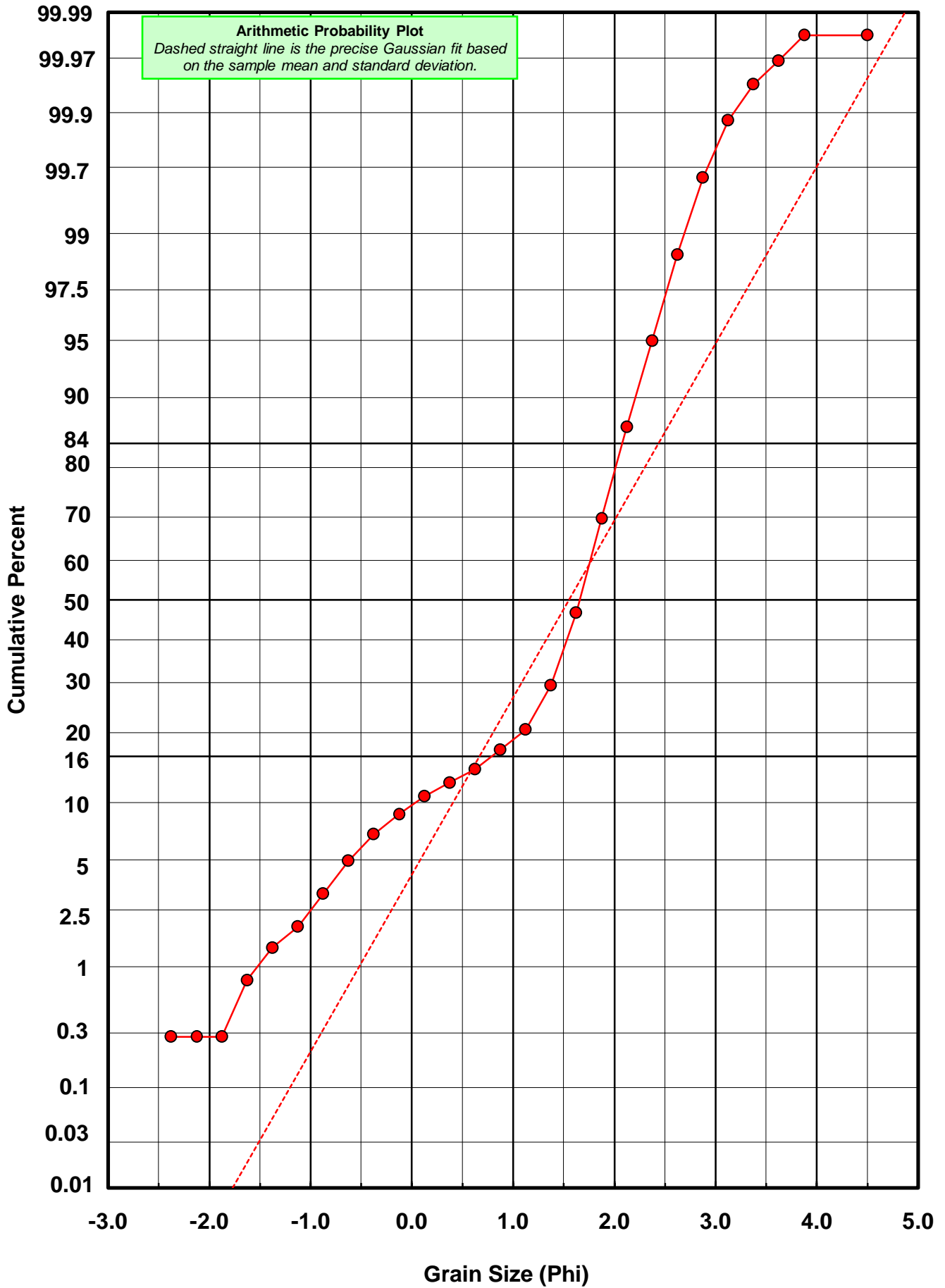
\* RARD = reciprocal absolute relative dispersion (see below)

Statistical Explanation	
Calculations based on the Method of Moments	
Skewness: 3rd Stand. Moment; Exact Gaussian = 0.0	
Kurtosis: 4th Stand. Moment; Exact Gaussian = 3.0	
For Further Explanation, See Basille et al. 2002	
Millimeter data calculated by $mm = 2^{-(\phi)}$	

Reciprocal Absolute Relative Dispersion (RARD) Scale	
< 0.5	Excellent homogeneity (e.g., beaches)
0.5 to 1.0	Good homogeneity
1.0 to 1.33	Fair homogeneity
> 1.33	Poor homogeneity (e.g., glacial)



# SA-37



# Carbonate Grain Size Distribution

Onshore Grab Sample

Sample: SA-37

Total Carbonate Mass: 14.412 grams

% Carbonate: 29.4 %

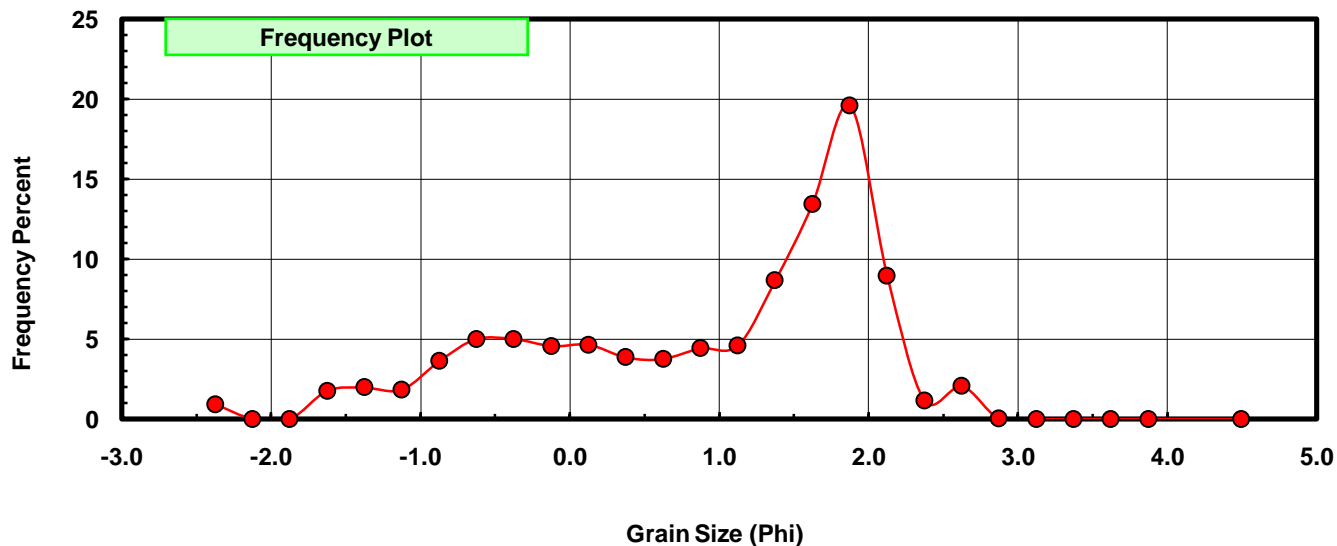
Sieve Size (phi)	Sieve Midpt (phi)	Weight (grams)	Freq Weight %	Cumulative Weight %
-2.25	-2.375	0.135	0.937	0.937
-2.00	-2.125	0.000	0.000	0.937
-1.75	-1.875	0.000	0.000	0.937
-1.50	-1.625	0.256	1.776	2.713
-1.25	-1.375	0.286	1.984	4.697
-1.00	-1.125	0.265	1.839	6.536
-0.75	-0.875	0.522	3.622	10.158
-0.50	-0.625	0.721	5.003	15.161
-0.25	-0.375	0.721	5.003	20.164
0.00	-0.125	0.658	4.566	24.729
0.25	0.125	0.670	4.649	29.378
0.50	0.375	0.558	3.872	33.250
0.75	0.625	0.542	3.761	37.011
1.00	0.875	0.637	4.420	41.431
1.25	1.125	0.664	4.607	46.038
1.50	1.375	1.250	8.673	54.711
1.75	1.625	1.936	13.433	68.145
2.00	1.875	2.826	19.609	87.753
2.25	2.125	1.293	8.972	96.725
2.50	2.375	0.168	1.166	97.891
2.75	2.625	0.299	2.075	99.965
3.00	2.875	0.005	0.035	100.000
3.25	3.125	0.000	0.000	100.000
3.50	3.375	0.000	0.000	100.000
3.75	3.625	0.000	0.000	100.000
4.00	3.875	0.000	0.000	100.000
5.00	4.500	0.000	0.000	100.000

Statistical Results			
Mean:	0.9268	phi	(0.526 mm)
Standard Dev:	1.1793	phi-units	(0.4416 mm)
Skewness:	-0.7286	dimensionless	
Kurtosis:	2.3619	dimensionless	
5th Moment:	-3.8521	dimensionless	
6th Moment:	9.8539	dimensionless	
RARD *	1.2724	dimensionless	
Median	1.2392	phi	(0.4236 mm)

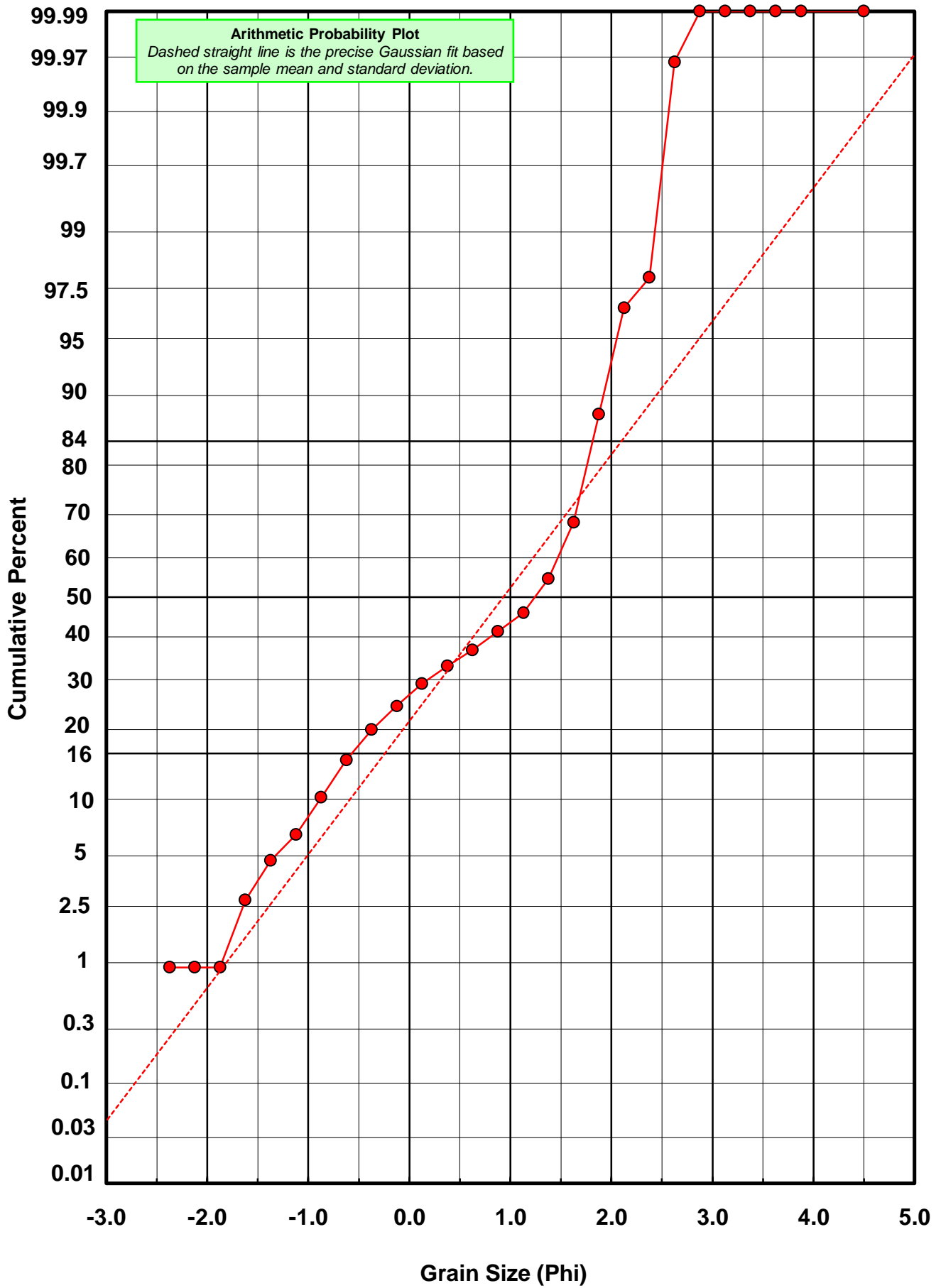
\* RARD = reciprocal absolute relative dispersion (see below)

Statistical Explanation	
Calculations based on the Method of Moments	
Skewness: 3rd Stand. Moment; Exact Gaussian = 0.0	
Kurtosis: 4th Stand. Moment; Exact Gaussian = 3.0	
For Further Explanation, See Basille et al. 2002	
Millimeter data calculated by $mm = 2^{-(\phi)}$	

Reciprocal Absolute Relative Dispersion (RARD) Scale	
< 0.5	Excellent homogeneity (e.g., beaches)
0.5 to 1.0	Good homogeneity
1.0 to 1.33	Fair homogeneity
> 1.33	Poor homogeneity (e.g., glacial)



# SA-37



# Post-Digestion Grain Size Distribution

Onshore Grab Sample

Sample: SA-37

Total Digested Mass: 34.470 grams

% Silica: 70.6 %

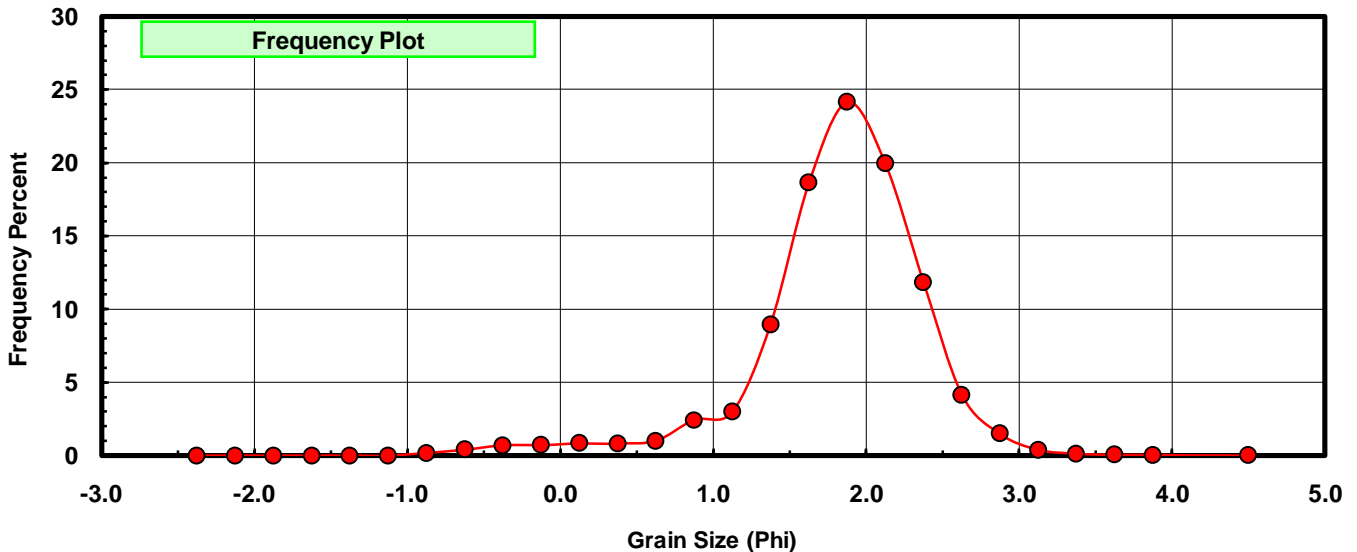
Sieve Size (phi)	Sieve Midpt (phi)	Weight (grams)	Freq Weight %	Cumulative Weight %
-2.25	-2.375	0.000	0.000	0.000
-2.00	-2.125	0.000	0.000	0.000
-1.75	-1.875	0.000	0.000	0.000
-1.50	-1.625	0.000	0.000	0.000
-1.25	-1.375	0.000	0.000	0.000
-1.00	-1.125	0.000	0.000	0.000
-0.75	-0.875	0.063	0.183	0.183
-0.50	-0.625	0.144	0.418	0.601
-0.25	-0.375	0.238	0.690	1.291
0.00	-0.125	0.248	0.719	2.010
0.25	0.125	0.291	0.844	2.855
0.50	0.375	0.286	0.830	3.684
0.75	0.625	0.347	1.007	4.691
1.00	0.875	0.847	2.457	7.148
1.25	1.125	1.035	3.003	10.151
1.50	1.375	3.088	8.959	19.109
1.75	1.625	6.421	18.628	37.737
2.00	1.875	8.321	24.140	61.877
2.25	2.125	6.882	19.965	81.842
2.50	2.375	4.084	11.848	93.690
2.75	2.625	1.433	4.157	97.847
3.00	2.875	0.517	1.500	99.347
3.25	3.125	0.135	0.392	99.739
3.50	3.375	0.044	0.128	99.867
3.75	3.625	0.022	0.064	99.930
4.00	3.875	0.013	0.038	99.968
5.00	4.500	0.011	0.032	100.000

Statistical Results			
Mean:	1.8162	phi	(0.284 mm)
Standard Dev:	0.5839	phi-units	(0.6671 mm)
Skewness:	-1.2957	dimensionless	
Kurtosis:	6.7288	dimensionless	
5th Moment:	-18.8902	dimensionless	
6th Moment:	85.5723	dimensionless	
RARD *	0.3215	dimensionless	
Median	1.7520	phi	(0.2969 mm)

\* RARD = reciprocal absolute relative dispersion (see below)

Statistical Explanation	
Calculations based on the Method of Moments	
Skewness: 3rd Stand. Moment; Exact Gaussian = 0.0	
Kurtosis: 4th Stand. Moment; Exact Gaussian = 3.0	
For Further Explanation, See Basille et al. 2002	
Millimeter data calculated by $mm = 2^{-(\phi)}$	

Reciprocal Absolute Relative Dispersion (RARD) Scale	
< 0.5	Excellent homogeneity (e.g., beaches)
0.5 to 1.0	Good homogeneity
1.0 to 1.33	Fair homogeneity
> 1.33	Poor homogeneity (e.g., glacial)



# SA-37

