

Onshore Grab Sample

Sample: SA-32-BB
Sample Taken By: D. Phelps
Sample Collected On: 12/16/09
Splits? N/A

County: Sarasota
Latitude: 27° 02' 19.4"
Longitude: 82° 25' 50.2"
Datum: WGS 84
Surf. Elev: N/A
Datum: N/A

Fine Data Summary

Total Sample Weight 60.378 grams
Total Fines in Sample 0.093 grams
Total Percent Fines 0.15 %

Dry Sieving Summary

Total Sample Weight 76.904 grams
Total Digested Weight 44.165 grams
Total Carbonate Weight 32.739 grams
Total Silica % 57.43 %
Total Carbonate % 42.57 %
Carbonate/Silica Ratio 0.741

General Comments:

None

Description

Worked By: M. Ladle

Pre-Digestion Grain Size Distribution

Onshore Grab Sample

Sample: SA-32-BB

Total Sample Mass: 76.904 grams

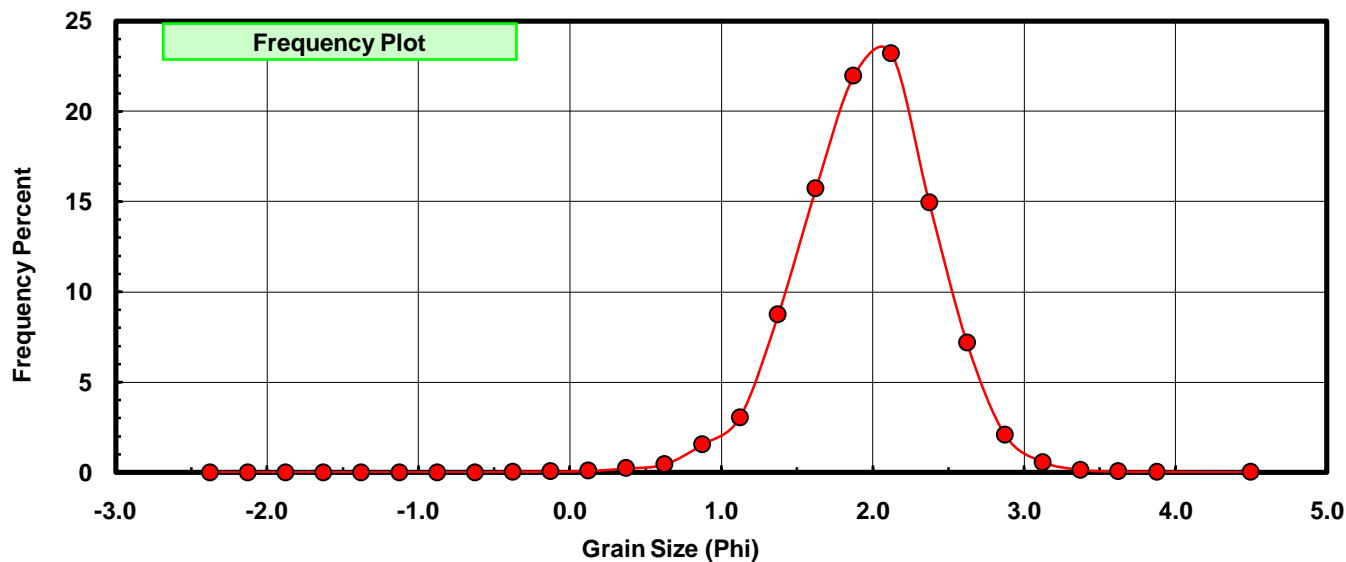
Sieve Size (phi)	Sieve Midpt (phi)	Weight (grams)	Freq Weight %	Cumulative Weight %
-2.25	-2.375	0.000	0.000	0.000
-2.00	-2.125	0.000	0.000	0.000
-1.75	-1.875	0.000	0.000	0.000
-1.50	-1.625	0.000	0.000	0.000
-1.25	-1.375	0.000	0.000	0.000
-1.00	-1.125	0.000	0.000	0.000
-0.75	-0.875	0.000	0.000	0.000
-0.50	-0.625	0.000	0.000	0.000
-0.25	-0.375	0.025	0.033	0.033
0.00	-0.125	0.036	0.047	0.079
0.25	0.125	0.068	0.088	0.168
0.50	0.375	0.173	0.225	0.393
0.75	0.625	0.340	0.442	0.835
1.00	0.875	1.175	1.528	2.363
1.25	1.125	2.339	3.041	5.404
1.50	1.375	6.716	8.733	14.137
1.75	1.625	12.086	15.716	29.853
2.00	1.875	16.882	21.952	51.805
2.25	2.125	17.845	23.204	75.009
2.50	2.375	11.494	14.946	89.955
2.75	2.625	5.521	7.179	97.134
3.00	2.875	1.608	2.091	99.225
3.25	3.125	0.432	0.562	99.787
3.50	3.375	0.100	0.130	99.917
3.75	3.625	0.035	0.046	99.962
4.00	3.875	0.017	0.022	99.984
5.00	4.50	0.012	0.016	100.000

Statistical Results			
Mean:	1.9600	phi	(0.257 mm)
Standard Dev:	0.4538	phi-units	(0.7301 mm)
Skewness:	-0.2864	dimensionless	
Kurtosis:	3.9852	dimensionless	
5th Moment:	-3.7138	dimensionless	
6th Moment:	38.3845	dimensionless	
RARD *	0.2315	dimensionless	
Median	1.8544	phi	(0.2765 mm)

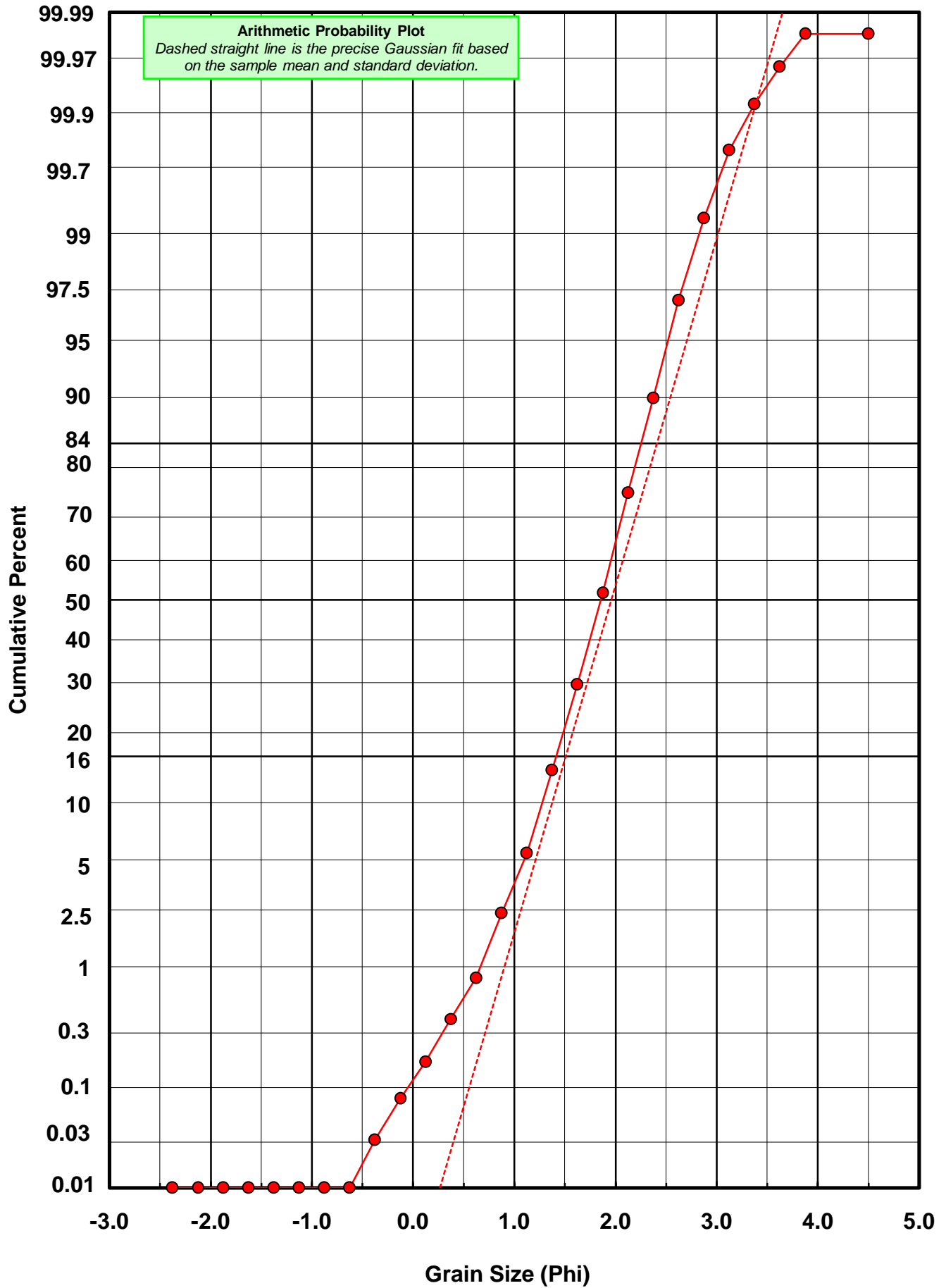
* RARD = reciprocal absolute relative dispersion (see below)

Statistical Explanation	
Calculations based on the Method of Moments	
Skewness: 3rd Stand. Moment; Exact Gaussian = 0.0	
Kurtosis: 4th Stand. Moment; Exact Gaussian = 3.0	
For Further Explanation, See Basille et al. 2002	
Millimeter data calculated by $mm = 2^{-(\phi)}$	

Reciprocal Absolute Relative Dispersion (RARD) Scale	
< 0.5	Excellent homogeneity (e.g., beaches)
0.5 to 1.0	Good homogeneity
1.0 to 1.33	Fair homogeneity
> 1.33	Poor homogeneity (e.g., glacial)



SA-32-BB



Carbonate Grain Size Distribution

Onshore Grab Sample

Sample: SA-32-BB

Total Carbonate Mass: 33.004 grams

% Carbonate: 42.6 %

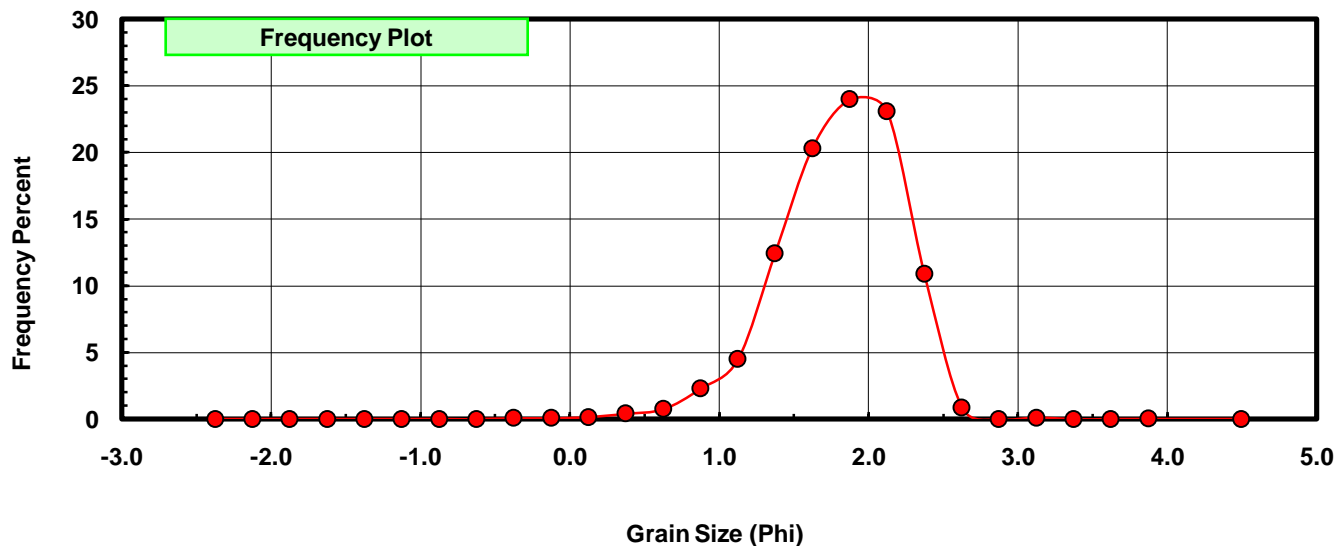
Sieve Size (phi)	Sieve Midpt (phi)	Weight (grams)	Freq Weight %	Cumulative Weight %
-2.25	-2.375	0.000	0.000	0.000
-2.00	-2.125	0.000	0.000	0.000
-1.75	-1.875	0.000	0.000	0.000
-1.50	-1.625	0.000	0.000	0.000
-1.25	-1.375	0.000	0.000	0.000
-1.00	-1.125	0.000	0.000	0.000
-0.75	-0.875	0.000	0.000	0.000
-0.50	-0.625	0.000	0.000	0.000
-0.25	-0.375	0.025	0.076	0.076
0.00	-0.125	0.024	0.073	0.148
0.25	0.125	0.050	0.151	0.300
0.50	0.375	0.137	0.415	0.715
0.75	0.625	0.251	0.761	1.476
1.00	0.875	0.755	2.288	3.763
1.25	1.125	1.486	4.502	8.266
1.50	1.375	4.105	12.438	20.704
1.75	1.625	6.706	20.319	41.022
2.00	1.875	7.917	23.988	65.010
2.25	2.125	7.613	23.067	88.077
2.50	2.375	3.595	10.893	98.970
2.75	2.625	0.286	0.867	99.836
3.00	2.875	0.000	0.000	99.836
3.25	3.125	0.033	0.100	99.936
3.50	3.375	0.000	0.000	99.936
3.75	3.625	0.004	0.012	99.948
4.00	3.875	0.010	0.030	99.979
5.00	4.500	0.007	0.021	100.000

Statistical Results			
Mean:	1.8051	phi	(0.2862 mm)
Standard Dev:	0.4197	phi-units	(0.7476 mm)
Skewness:	-0.6429	dimensionless	
Kurtosis:	4.7026	dimensionless	
5th Moment:	-6.7288	dimensionless	
6th Moment:	66.0896	dimensionless	
RARD *	0.2325	dimensionless	
Median	1.7186	phi	(0.3039 mm)

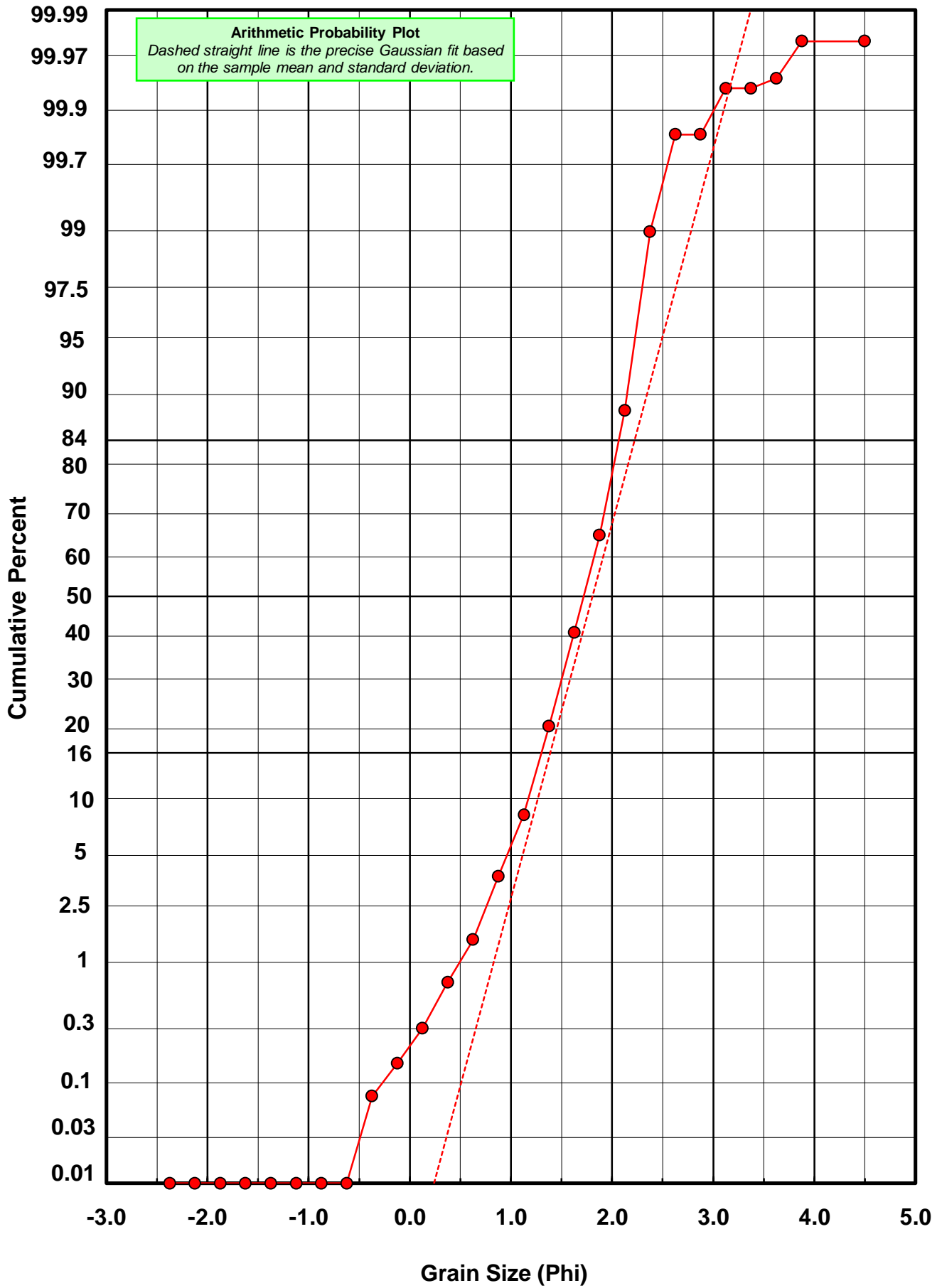
* RARD = reciprocal absolute relative dispersion (see below)

Statistical Explanation	
Calculations based on the Method of Moments	
Skewness: 3rd Stand. Moment; Exact Gaussian = 0.0	
Kurtosis: 4th Stand. Moment; Exact Gaussian = 3.0	
For Further Explanation, See Basille et al. 2002	
Millimeter data calculated by $mm = 2^{-(\phi)}$	

Reciprocal Absolute Relative Dispersion (RARD) Scale	
< 0.5	Excellent homogeneity (e.g., beaches)
0.5 to 1.0	Good homogeneity
1.0 to 1.33	Fair homogeneity
> 1.33	Poor homogeneity (e.g., glacial)



SA-32-BB



Post-Digestion Grain Size Distribution

Onshore Grab Sample

Sample: SA-32-BB

Total Digested Mass: 44.165 grams

% Silica: 57.4 %

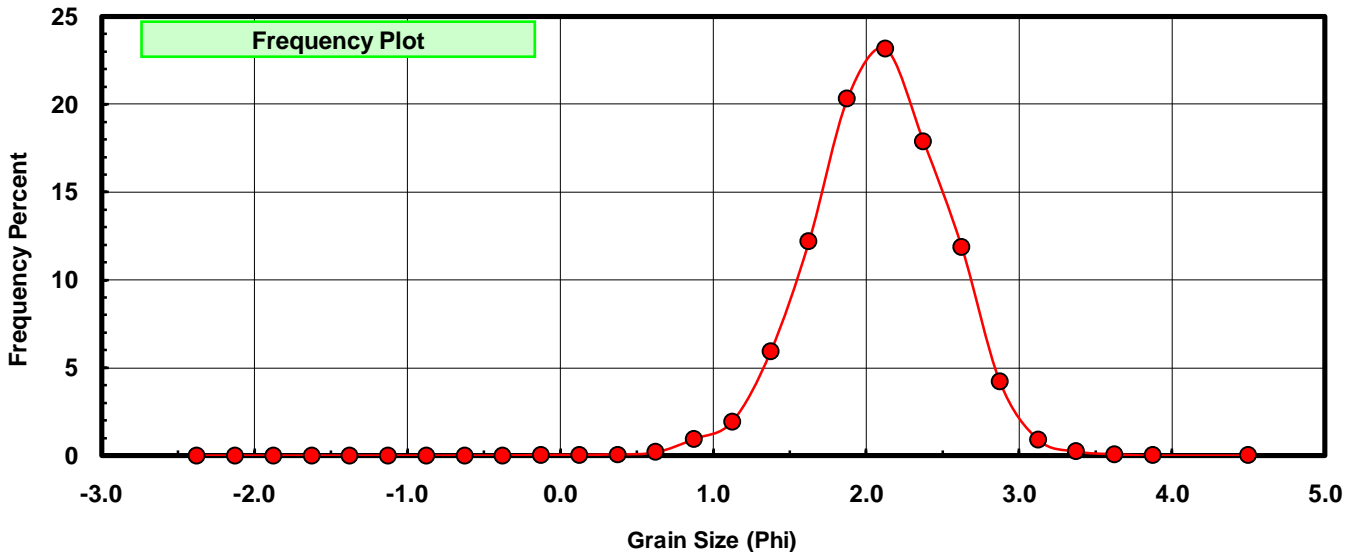
Sieve Size (phi)	Sieve Midpt (phi)	Weight (grams)	Freq Weight %	Cumulative Weight %
-2.25	-2.375	0.000	0.000	0.000
-2.00	-2.125	0.000	0.000	0.000
-1.75	-1.875	0.000	0.000	0.000
-1.50	-1.625	0.000	0.000	0.000
-1.25	-1.375	0.000	0.000	0.000
-1.00	-1.125	0.000	0.000	0.000
-0.75	-0.875	0.000	0.000	0.000
-0.50	-0.625	0.000	0.000	0.000
-0.25	-0.375	0.000	0.000	0.000
0.00	-0.125	0.012	0.027	0.027
0.25	0.125	0.018	0.041	0.068
0.50	0.375	0.036	0.082	0.149
0.75	0.625	0.089	0.202	0.351
1.00	0.875	0.420	0.951	1.302
1.25	1.125	0.853	1.931	3.233
1.50	1.375	2.611	5.912	9.145
1.75	1.625	5.380	12.182	21.327
2.00	1.875	8.965	20.299	41.626
2.25	2.125	10.232	23.168	64.793
2.50	2.375	7.899	17.885	82.679
2.75	2.625	5.235	11.853	94.532
3.00	2.875	1.866	4.225	98.757
3.25	3.125	0.399	0.903	99.660
3.50	3.375	0.107	0.242	99.903
3.75	3.625	0.031	0.070	99.973
4.00	3.875	0.007	0.016	99.989
5.00	4.500	0.005	0.011	100.000

Statistical Results			
Mean:	2.0813	phi	(0.2363 mm)
Standard Dev:	0.4510	phi-units	(0.7315 mm)
Skewness:	-0.2080	dimensionless	
Kurtosis:	3.4747	dimensionless	
5th Moment:	-2.5056	dimensionless	
6th Moment:	26.7824	dimensionless	
RARD *	0.2167	dimensionless	
Median	1.9654	phi	(0.2561 mm)

* RARD = reciprocal absolute relative dispersion (see below)

Statistical Explanation	
Calculations based on the Method of Moments	
Skewness: 3rd Stand. Moment; Exact Gaussian = 0.0	
Kurtosis: 4th Stand. Moment; Exact Gaussian = 3.0	
For Further Explanation, See Basille et al. 2002	
Millimeter data calculated by $mm = 2^{-(\phi)}$	

Reciprocal Absolute Relative Dispersion (RARD) Scale	
< 0.5	Excellent homogeneity (e.g., beaches)
0.5 to 1.0	Good homogeneity
1.0 to 1.33	Fair homogeneity
> 1.33	Poor homogeneity (e.g., glacial)



SA-32-BB

