

Onshore Grab Sample

Sample: SA-31
Sample Taken By: D. Phelps
Sample Collected On: 12/16/09
Splits? N/A

County: Sarasota
Latitude: 27° 03' 1.4"
Longitude: 82° 26' 19.7"
Datum: WGS 84
Surf. Elev: N/A
Datum: N/A

Fine Data Summary

Total Sample Weight	61.946 grams
Total Fines in Sample	0.256 grams
Total Percent Fines	0.41 %

Dry Sieving Summary

Total Sample Weight	61.356 grams
Total Digested Weight	41.417 grams
Total Carbonate Weight	19.939 grams
Total Silica %	67.50 %
Total Carbonate %	32.50 %
Carbonate/Silica Ratio	0.481

General Comments:

None

Description

Worked By: M. Ladle

Pre-Digestion Grain Size Distribution

Onshore Grab Sample

Sample: SA-31

Total Sample Mass: 61.356 grams

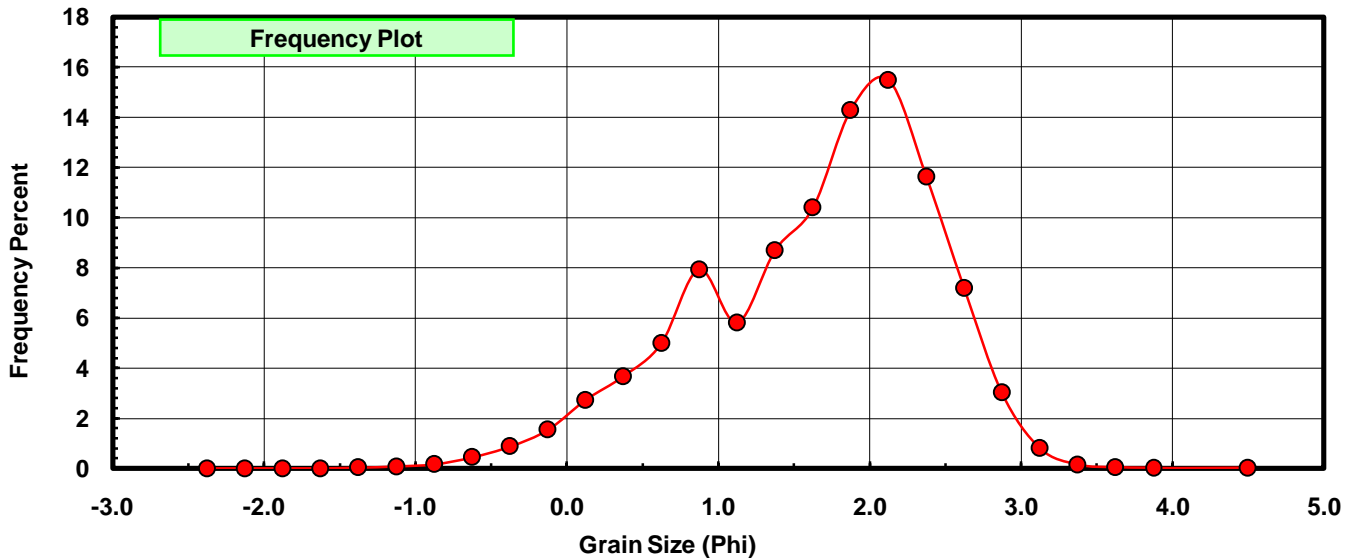
Sieve Size (phi)	Sieve Midpt (phi)	Weight (grams)	Freq Weight %	Cumulative Weight %
-2.25	-2.375	0.000	0.000	0.000
-2.00	-2.125	0.000	0.000	0.000
-1.75	-1.875	0.000	0.000	0.000
-1.50	-1.625	0.000	0.000	0.000
-1.25	-1.375	0.018	0.029	0.029
-1.00	-1.125	0.043	0.070	0.099
-0.75	-0.875	0.099	0.161	0.261
-0.50	-0.625	0.268	0.437	0.698
-0.25	-0.375	0.535	0.872	1.570
0.00	-0.125	0.946	1.542	3.111
0.25	0.125	1.676	2.732	5.843
0.50	0.375	2.249	3.665	9.508
0.75	0.625	3.056	4.981	14.489
1.00	0.875	4.871	7.939	22.428
1.25	1.125	3.564	5.809	28.237
1.50	1.375	5.335	8.695	36.932
1.75	1.625	6.379	10.397	47.329
2.00	1.875	8.771	14.295	61.624
2.25	2.125	9.507	15.495	77.119
2.50	2.375	7.140	11.637	88.756
2.75	2.625	4.413	7.192	95.948
3.00	2.875	1.854	3.022	98.970
3.25	3.125	0.490	0.799	99.769
3.50	3.375	0.093	0.152	99.920
3.75	3.625	0.028	0.046	99.966
4.00	3.875	0.010	0.016	99.982
5.00	4.50	0.011	0.018	100.000

Statistical Results			
Mean:	1.6436	phi	(0.3201 mm)
Standard Dev:	0.7901	phi-units	(0.5783 mm)
Skewness:	-0.6046	dimensionless	
Kurtosis:	2.9253	dimensionless	
5th Moment:	-4.2091	dimensionless	
6th Moment:	15.1597	dimensionless	
RARD *	0.4807	dimensionless	
Median	1.6717	phi	(0.3139 mm)

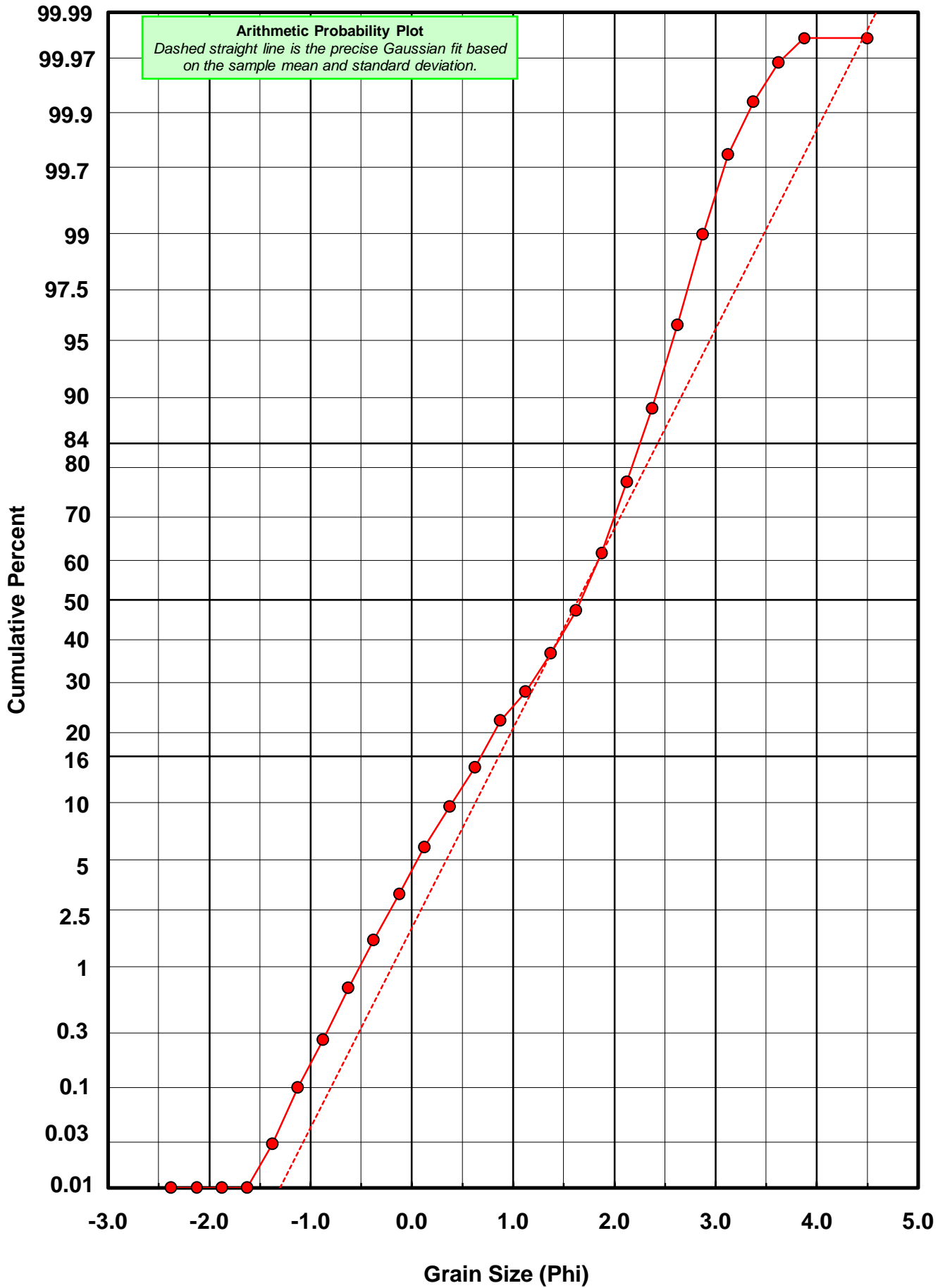
* RARD = reciprocal absolute relative dispersion (see below)

Statistical Explanation	
Calculations based on the Method of Moments	
Skewness: 3rd Stand. Moment; Exact Gaussian = 0.0	
Kurtosis: 4th Stand. Moment; Exact Gaussian = 3.0	
For Further Explanation, See Basille et al. 2002	
Millimeter data calculated by $mm = 2^{-(\phi)}$	

Reciprocal Absolute Relative Dispersion (RARD) Scale	
< 0.5	Excellent homogeneity (e.g., beaches)
0.5 to 1.0	Good homogeneity
1.0 to 1.33	Fair homogeneity
> 1.33	Poor homogeneity (e.g., glacial)



SA-31



Carbonate Grain Size Distribution

Onshore Grab Sample

Sample: SA-31

Total Carbonate Mass: 20.825 grams

% Carbonate: 32.5 %

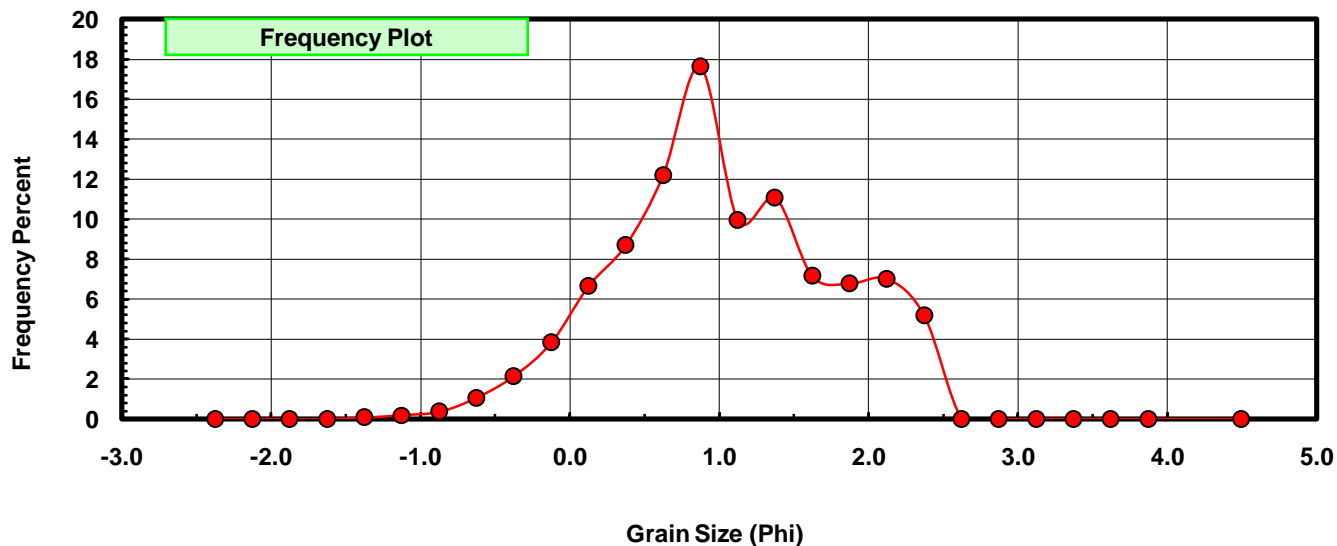
Sieve Size (phi)	Sieve Midpt (phi)	Weight (grams)	Freq Weight %	Cumulative Weight %
-2.25	-2.375	0.000	0.000	0.000
-2.00	-2.125	0.000	0.000	0.000
-1.75	-1.875	0.000	0.000	0.000
-1.50	-1.625	0.000	0.000	0.000
-1.25	-1.375	0.018	0.086	0.086
-1.00	-1.125	0.043	0.206	0.293
-0.75	-0.875	0.077	0.370	0.663
-0.50	-0.625	0.221	1.061	1.724
-0.25	-0.375	0.449	2.156	3.880
0.00	-0.125	0.796	3.822	7.702
0.25	0.125	1.383	6.641	14.343
0.50	0.375	1.813	8.706	23.049
0.75	0.625	2.539	12.192	35.241
1.00	0.875	3.669	17.618	52.860
1.25	1.125	2.069	9.935	62.795
1.50	1.375	2.305	11.068	73.863
1.75	1.625	1.490	7.155	81.018
2.00	1.875	1.412	6.780	87.798
2.25	2.125	1.461	7.016	94.814
2.50	2.375	1.079	5.181	99.995
2.75	2.625	0.000	0.000	99.995
3.00	2.875	0.000	0.000	99.995
3.25	3.125	0.000	0.000	99.995
3.50	3.375	0.000	0.000	99.995
3.75	3.625	0.000	0.000	99.995
4.00	3.875	0.000	0.000	99.995
5.00	4.500	0.001	0.005	100.000

Statistical Results			
Mean:	1.0248	phi	(0.4915 mm)
Standard Dev:	0.7481	phi-units	(0.5954 mm)
Skewness:	-0.0460	dimensionless	
Kurtosis:	2.4807	dimensionless	
5th Moment:	-0.9939	dimensionless	
6th Moment:	9.5961	dimensionless	
RARD *	0.7300	dimensionless	
Median	0.8344	phi	(0.5608 mm)

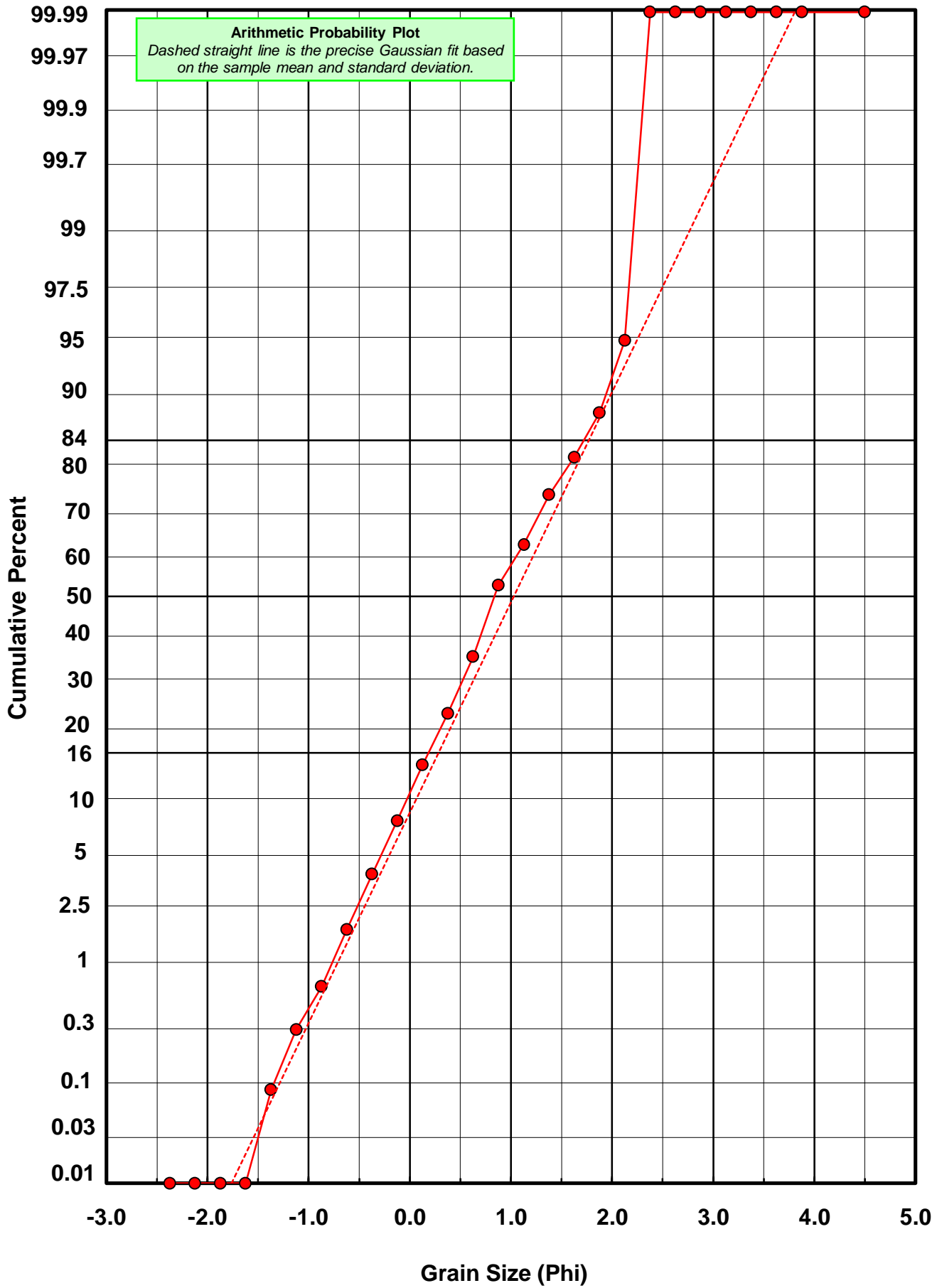
* RARD = reciprocal absolute relative dispersion (see below)

Statistical Explanation	
Calculations based on the Method of Moments	
Skewness: 3rd Stand. Moment; Exact Gaussian = 0.0	
Kurtosis: 4th Stand. Moment; Exact Gaussian = 3.0	
For Further Explanation, See Basille et al. 2002	
Millimeter data calculated by $mm = 2^{-(\phi)}$	

Reciprocal Absolute Relative Dispersion (RARD) Scale	
< 0.5	Excellent homogeneity (e.g., beaches)
0.5 to 1.0	Good homogeneity
1.0 to 1.33	Fair homogeneity
> 1.33	Poor homogeneity (e.g., glacial)



SA-31



Post-Digestion Grain Size Distribution

Onshore Grab Sample

Sample: SA-31

Total Digested Mass: 41.417 grams

% Silica: 67.5 %

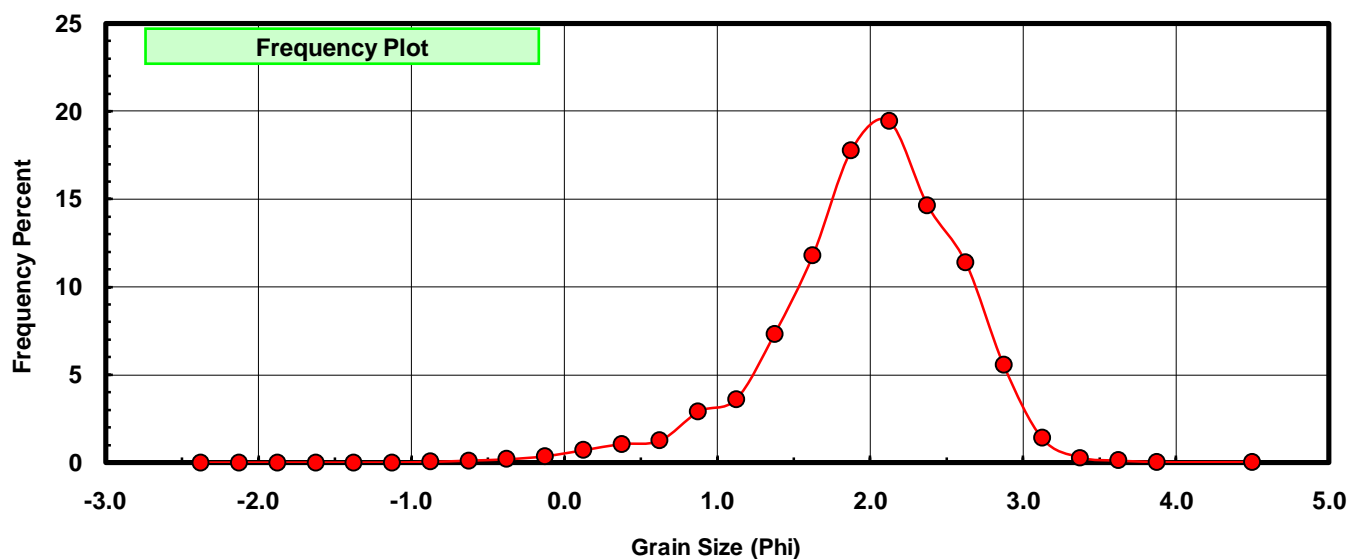
Sieve Size (phi)	Sieve Midpt (phi)	Weight (grams)	Freq Weight %	Cumulative Weight %
-2.25	-2.375	0.000	0.000	0.000
-2.00	-2.125	0.000	0.000	0.000
-1.75	-1.875	0.000	0.000	0.000
-1.50	-1.625	0.000	0.000	0.000
-1.25	-1.375	0.000	0.000	0.000
-1.00	-1.125	0.000	0.000	0.000
-0.75	-0.875	0.022	0.053	0.053
-0.50	-0.625	0.047	0.113	0.167
-0.25	-0.375	0.086	0.208	0.374
0.00	-0.125	0.150	0.362	0.736
0.25	0.125	0.293	0.707	1.444
0.50	0.375	0.436	1.053	2.497
0.75	0.625	0.517	1.248	3.745
1.00	0.875	1.202	2.902	6.647
1.25	1.125	1.495	3.610	10.257
1.50	1.375	3.030	7.316	17.572
1.75	1.625	4.889	11.804	29.377
2.00	1.875	7.359	17.768	47.145
2.25	2.125	8.046	19.427	66.572
2.50	2.375	6.061	14.634	81.206
2.75	2.625	4.711	11.375	92.580
3.00	2.875	2.298	5.548	98.129
3.25	3.125	0.580	1.400	99.529
3.50	3.375	0.124	0.299	99.829
3.75	3.625	0.049	0.118	99.947
4.00	3.875	0.012	0.029	99.976
5.00	4.500	0.010	0.024	100.000

Statistical Results			
Mean:	1.9806	phi	(0.2534 mm)
Standard Dev:	0.6141	phi-units	(0.6533 mm)
Skewness:	-0.7831	dimensionless	
Kurtosis:	4.3901	dimensionless	
5th Moment:	-9.3738	dimensionless	
6th Moment:	40.5003	dimensionless	
RARD *	0.3101	dimensionless	
Median	1.9117	phi	(0.2658 mm)

* RARD = reciprocal absolute relative dispersion (see below)

Statistical Explanation	
Calculations based on the Method of Moments	
Skewness: 3rd Stand. Moment; Exact Gaussian = 0.0	
Kurtosis: 4th Stand. Moment; Exact Gaussian = 3.0	
For Further Explanation, See Basille et al. 2002	
Millimeter data calculated by $mm = 2^{-(\phi)}$	

Reciprocal Absolute Relative Dispersion (RARD) Scale	
< 0.5	Excellent homogeneity (e.g., beaches)
0.5 to 1.0	Good homogeneity
1.0 to 1.33	Fair homogeneity
> 1.33	Poor homogeneity (e.g., glacial)



SA-31

