

Onshore Grab Sample

Sample: SA-28
Sample Taken By: D. Phelps
Sample Collected On: 12/16/09
Splits? N/A

County: Sarasota
Latitude: 27° 05' 18"
Longitude: 82° 27' 24.8"
Datum: WGS 84
Surf. Elev: N/A
Datum: N/A

Fine Data Summary

Total Sample Weight 59.808 grams
Total Fines in Sample 0.475 grams
Total Percent Fines 0.79 %

Dry Sieving Summary

Total Sample Weight 59.364 grams
Total Digested Weight 31.583 grams
Total Carbonate Weight 27.781 grams
Total Silica % 53.20 %
Total Carbonate % 46.80 %
Carbonate/Silica Ratio 0.880

General Comments:

None

Description

Worked By: M. Ladle

Pre-Digestion Grain Size Distribution

Onshore Grab Sample

Sample: SA-28

Total Sample Mass: 59.364 grams

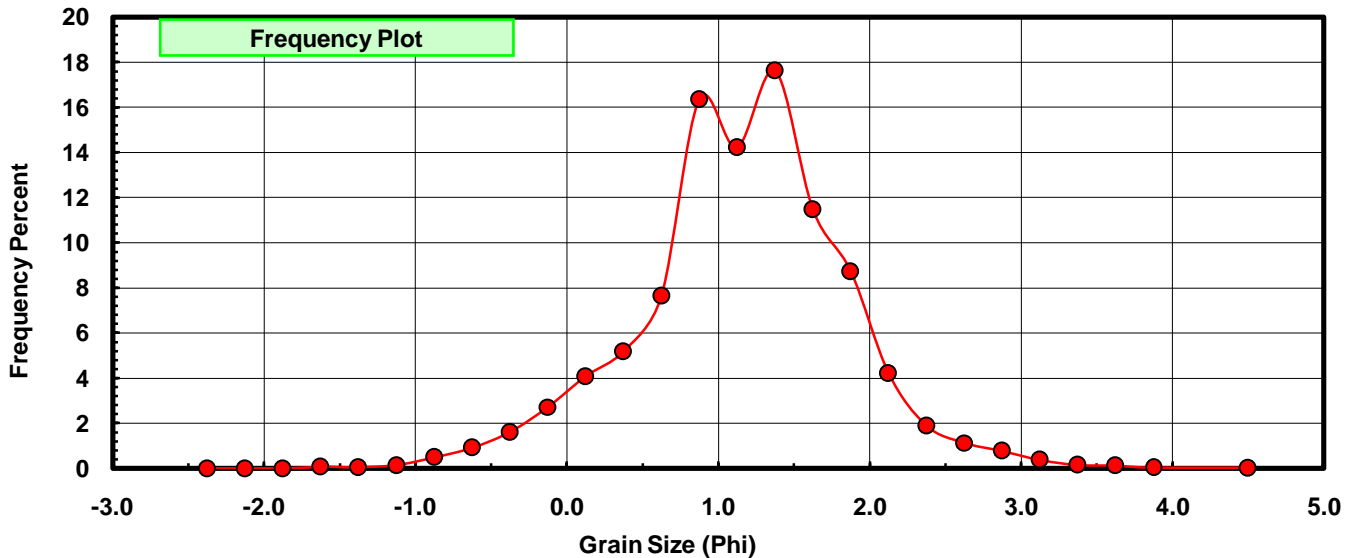
Sieve Size (phi)	Sieve Midpt (phi)	Weight (grams)	Freq Weight %	Cumulative Weight %
-2.25	-2.375	0.000	0.000	0.000
-2.00	-2.125	0.000	0.000	0.000
-1.75	-1.875	0.000	0.000	0.000
-1.50	-1.625	0.038	0.064	0.064
-1.25	-1.375	0.030	0.051	0.115
-1.00	-1.125	0.084	0.141	0.256
-0.75	-0.875	0.292	0.492	0.748
-0.50	-0.625	0.540	0.910	1.658
-0.25	-0.375	0.956	1.610	3.268
0.00	-0.125	1.617	2.724	5.992
0.25	0.125	2.424	4.083	10.075
0.50	0.375	3.078	5.185	15.260
0.75	0.625	4.531	7.633	22.893
1.00	0.875	9.701	16.342	39.234
1.25	1.125	8.438	14.214	53.448
1.50	1.375	10.459	17.618	71.067
1.75	1.625	6.804	11.461	82.528
2.00	1.875	5.185	8.734	91.262
2.25	2.125	2.506	4.221	95.484
2.50	2.375	1.127	1.898	97.382
2.75	2.625	0.674	1.135	98.518
3.00	2.875	0.460	0.775	99.293
3.25	3.125	0.222	0.374	99.666
3.50	3.375	0.090	0.152	99.818
3.75	3.625	0.071	0.120	99.938
4.00	3.875	0.021	0.035	99.973
5.00	4.50	0.016	0.027	100.000

Statistical Results			
Mean:	1.1553	phi	(0.449 mm)
Standard Dev:	0.7028	phi-units	(0.6144 mm)
Skewness:	-0.1618	dimensionless	
Kurtosis:	3.8602	dimensionless	
5th Moment:	-0.6142	dimensionless	
6th Moment:	27.5732	dimensionless	
RARD *	0.6084	dimensionless	
Median	1.0644	phi	(0.4782 mm)

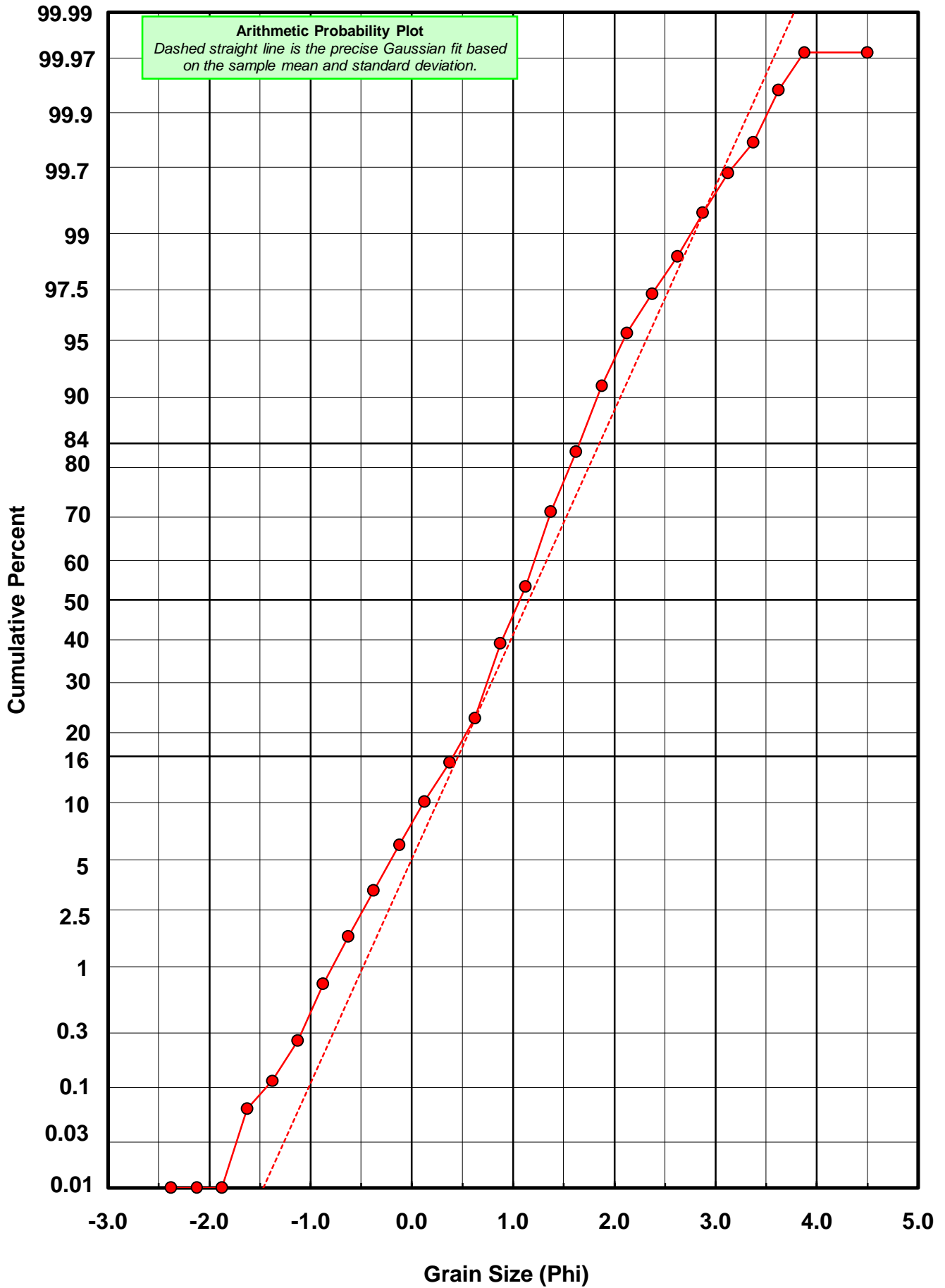
* RARD = reciprocal absolute relative dispersion (see below)

Statistical Explanation	
Calculations based on the Method of Moments	
Skewness: 3rd Stand. Moment; Exact Gaussian = 0.0	
Kurtosis: 4th Stand. Moment; Exact Gaussian = 3.0	
For Further Explanation, See Basille et al. 2002	
Millimeter data calculated by $mm = 2^{-(\phi)}$	

Reciprocal Absolute Relative Dispersion (RARD) Scale	
< 0.5	Excellent homogeneity (e.g., beaches)
0.5 to 1.0	Good homogeneity
1.0 to 1.33	Fair homogeneity
> 1.33	Poor homogeneity (e.g., glacial)



SA-28



Carbonate Grain Size Distribution

Onshore Grab Sample

Sample: SA-28

Total Carbonate Mass: 27.854 grams

% Carbonate: 46.8 %

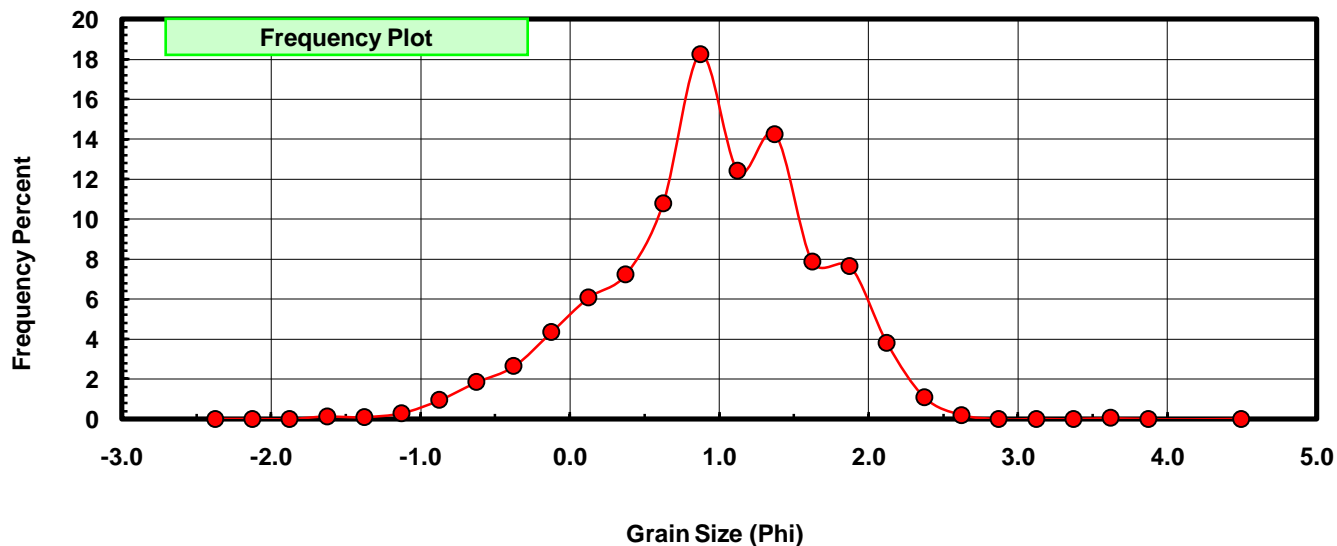
Sieve Size (phi)	Sieve Midpt (phi)	Weight (grams)	Freq Weight %	Cumulative Weight %
-2.25	-2.375	0.000	0.000	0.000
-2.00	-2.125	0.000	0.000	0.000
-1.75	-1.875	0.000	0.000	0.000
-1.50	-1.625	0.038	0.136	0.136
-1.25	-1.375	0.030	0.108	0.244
-1.00	-1.125	0.084	0.302	0.546
-0.75	-0.875	0.266	0.955	1.501
-0.50	-0.625	0.513	1.842	3.342
-0.25	-0.375	0.736	2.642	5.985
0.00	-0.125	1.211	4.348	10.332
0.25	0.125	1.691	6.071	16.403
0.50	0.375	2.015	7.234	23.638
0.75	0.625	3.005	10.788	34.426
1.00	0.875	5.080	18.238	52.664
1.25	1.125	3.455	12.404	65.068
1.50	1.375	3.968	14.246	79.314
1.75	1.625	2.191	7.866	87.180
2.00	1.875	2.133	7.658	94.837
2.25	2.125	1.060	3.806	98.643
2.50	2.375	0.303	1.088	99.731
2.75	2.625	0.056	0.201	99.932
3.00	2.875	0.000	0.000	99.932
3.25	3.125	0.000	0.000	99.932
3.50	3.375	0.000	0.000	99.932
3.75	3.625	0.015	0.054	99.986
4.00	3.875	0.000	0.000	99.986
5.00	4.500	0.004	0.014	100.000

Statistical Results			
Mean:	0.9408	phi	(0.5209 mm)
Standard Dev:	0.7175	phi-units	(0.6081 mm)
Skewness:	-0.3690	dimensionless	
Kurtosis:	3.1266	dimensionless	
5th Moment:	-2.6280	dimensionless	
6th Moment:	18.4188	dimensionless	
RARD *	0.7627	dimensionless	
Median	0.8385	phi	(0.5592 mm)

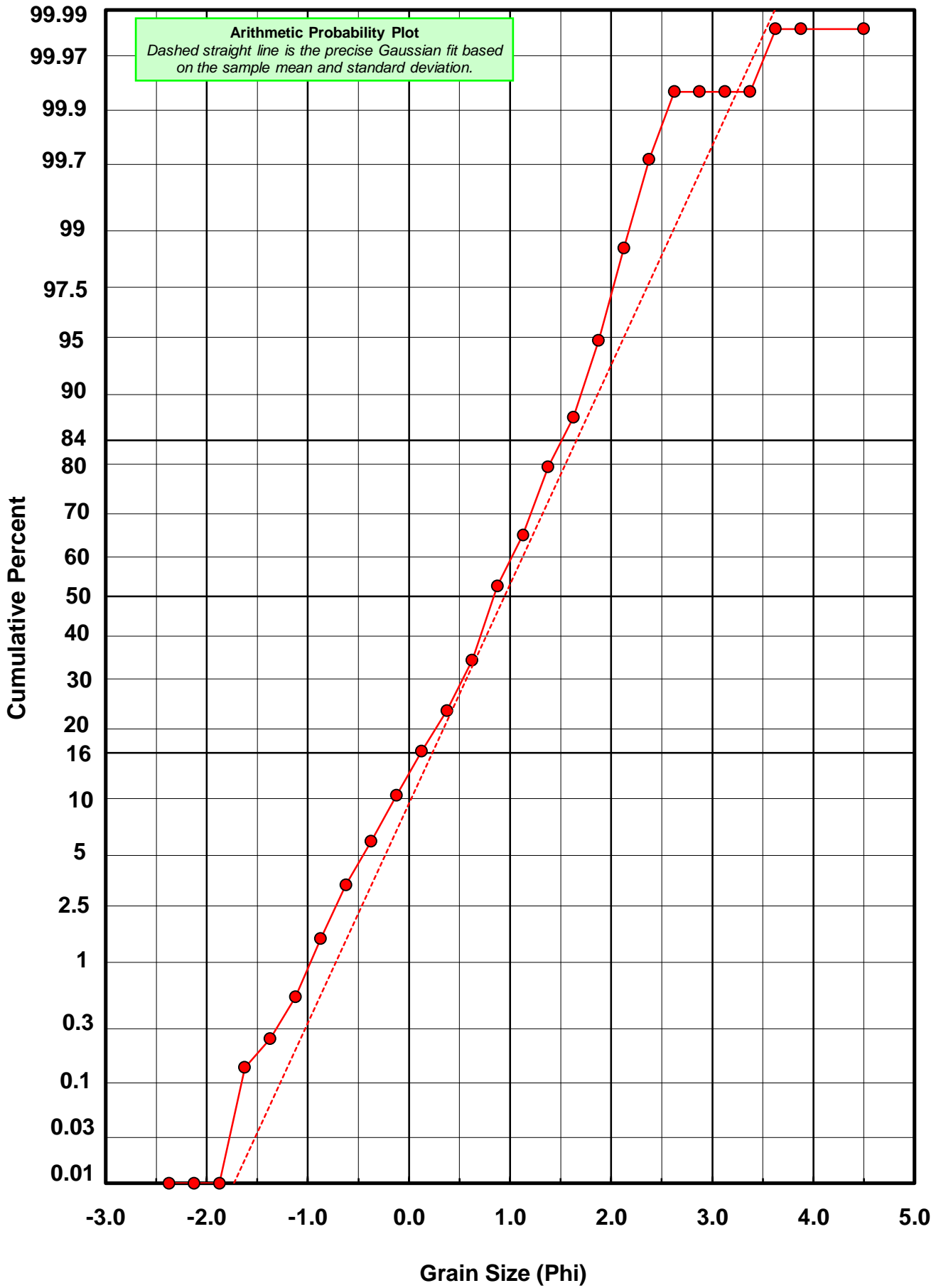
* RARD = reciprocal absolute relative dispersion (see below)

Statistical Explanation	
Calculations based on the Method of Moments	
Skewness: 3rd Stand. Moment; Exact Gaussian = 0.0	
Kurtosis: 4th Stand. Moment; Exact Gaussian = 3.0	
For Further Explanation, See Basille et al. 2002	
Millimeter data calculated by $mm = 2^{-(\phi)}$	

Reciprocal Absolute Relative Dispersion (RARD) Scale	
< 0.5	Excellent homogeneity (e.g., beaches)
0.5 to 1.0	Good homogeneity
1.0 to 1.33	Fair homogeneity
> 1.33	Poor homogeneity (e.g., glacial)



SA-28



Post-Digestion Grain Size Distribution

Onshore Grab Sample

Sample: SA-28

Total Digested Mass: 31.583 grams

% Silica: 53.2 %

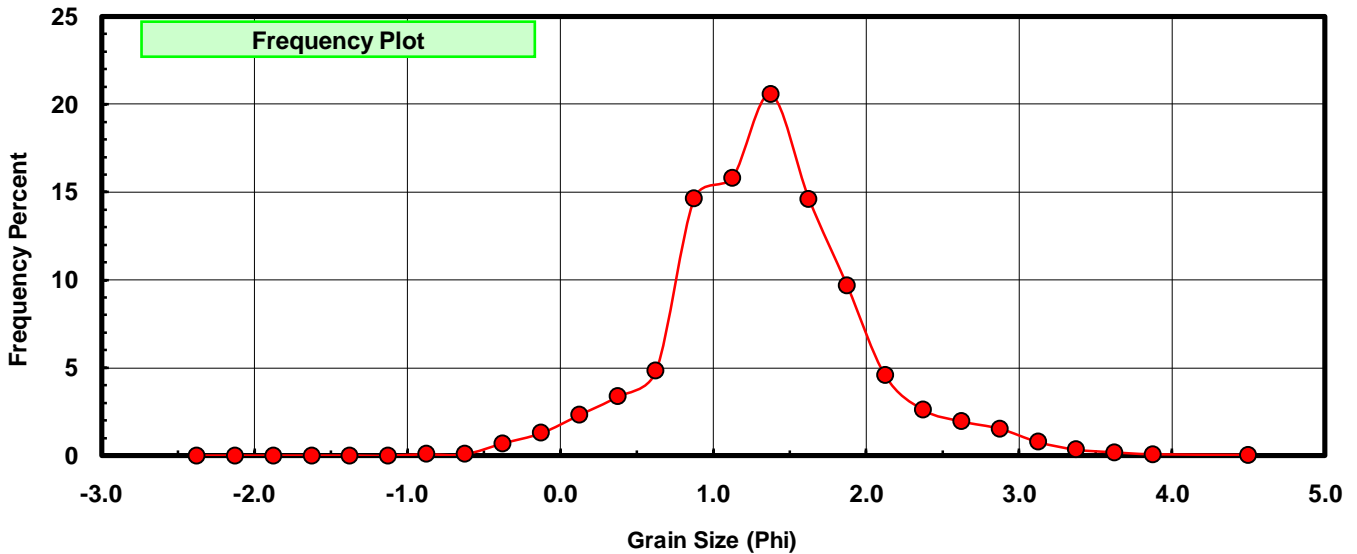
Sieve Size (phi)	Sieve Midpt (phi)	Weight (grams)	Freq Weight %	Cumulative Weight %
-2.25	-2.375	0.000	0.000	0.000
-2.00	-2.125	0.000	0.000	0.000
-1.75	-1.875	0.000	0.000	0.000
-1.50	-1.625	0.000	0.000	0.000
-1.25	-1.375	0.000	0.000	0.000
-1.00	-1.125	0.000	0.000	0.000
-0.75	-0.875	0.026	0.082	0.082
-0.50	-0.625	0.027	0.085	0.168
-0.25	-0.375	0.220	0.697	0.864
0.00	-0.125	0.406	1.286	2.150
0.25	0.125	0.733	2.321	4.471
0.50	0.375	1.063	3.366	7.836
0.75	0.625	1.526	4.832	12.668
1.00	0.875	4.621	14.631	27.299
1.25	1.125	4.983	15.777	43.077
1.50	1.375	6.491	20.552	63.629
1.75	1.625	4.613	14.606	78.235
2.00	1.875	3.052	9.663	87.899
2.25	2.125	1.446	4.578	92.477
2.50	2.375	0.824	2.609	95.086
2.75	2.625	0.618	1.957	97.043
3.00	2.875	0.484	1.532	98.575
3.25	3.125	0.247	0.782	99.357
3.50	3.375	0.111	0.351	99.709
3.75	3.625	0.056	0.177	99.886
4.00	3.875	0.024	0.076	99.962
5.00	4.500	0.012	0.038	100.000

Statistical Results			
Mean:	1.3490	phi	(0.3926 mm)
Standard Dev:	0.6478	phi-units	(0.6383 mm)
Skewness:	0.2967	dimensionless	
Kurtosis:	4.1085	dimensionless	
5th Moment:	3.8934	dimensionless	
6th Moment:	30.8215	dimensionless	
RARD *	0.4802	dimensionless	
Median	1.2092	phi	(0.4325 mm)

* RARD = reciprocal absolute relative dispersion (see below)

Statistical Explanation	
Calculations based on the Method of Moments	
Skewness: 3rd Stand. Moment; Exact Gaussian = 0.0	
Kurtosis: 4th Stand. Moment; Exact Gaussian = 3.0	
For Further Explanation, See Basille et al. 2002	
Millimeter data calculated by $mm = 2^{-(\phi)}$	

Reciprocal Absolute Relative Dispersion (RARD) Scale	
< 0.5	Excellent homogeneity (e.g., beaches)
0.5 to 1.0	Good homogeneity
1.0 to 1.33	Fair homogeneity
> 1.33	Poor homogeneity (e.g., glacial)



SA-28

