

Onshore Grab Sample

Sample: SA-25-BB
Sample Taken By: D. Phelps
Sample Collected On: 12/15/09
Splits? N/A

County: Sarasota
Latitude: 27° 06' 50.8"
Longitude: 82° 28' 6.8"
Datum: WGS 84
Surf. Elev: N/A
Datum: N/A

Fine Data Summary

Total Sample Weight 65.462 grams
Total Fines in Sample 0.107 grams
Total Percent Fines 0.16 %

Dry Sieving Summary

Total Sample Weight 65.418 grams
Total Digested Weight 21.579 grams
Total Carbonate Weight 43.839 grams
Total Silica % 32.99 %
Total Carbonate % 67.01 %
Carbonate/Silica Ratio 2.032

General Comments:

None

Description

Worked By: M. Ladle

Pre-Digestion Grain Size Distribution

Onshore Grab Sample

Sample: SA-25-BB

Total Sample Mass: 65.418 grams

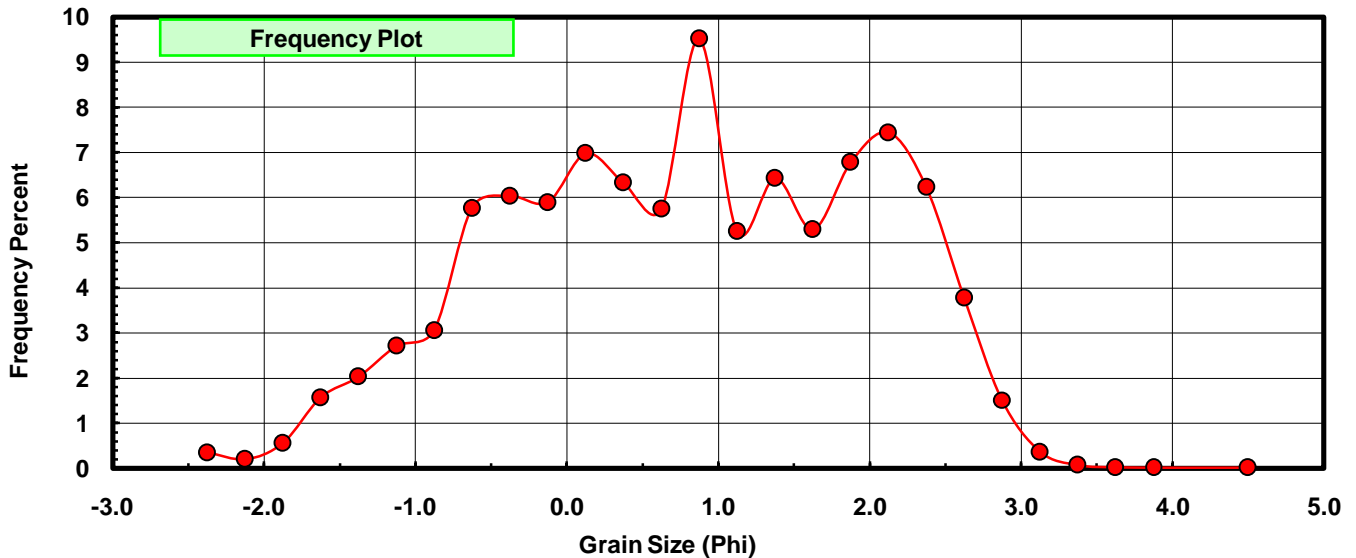
Sieve Size (phi)	Sieve Midpt (phi)	Weight (grams)	Freq Weight %	Cumulative Weight %
-2.25	-2.375	0.230	0.352	0.352
-2.00	-2.125	0.132	0.202	0.553
-1.75	-1.875	0.370	0.566	1.119
-1.50	-1.625	1.028	1.571	2.690
-1.25	-1.375	1.329	2.032	4.722
-1.00	-1.125	1.777	2.716	7.438
-0.75	-0.875	2.004	3.063	10.502
-0.50	-0.625	3.774	5.769	16.271
-0.25	-0.375	3.945	6.030	22.301
0.00	-0.125	3.858	5.897	28.199
0.25	0.125	4.566	6.980	35.178
0.50	0.375	4.141	6.330	41.508
0.75	0.625	3.760	5.748	47.256
1.00	0.875	6.226	9.517	56.773
1.25	1.125	3.438	5.255	62.029
1.50	1.375	4.205	6.428	68.457
1.75	1.625	3.462	5.292	73.749
2.00	1.875	4.439	6.786	80.534
2.25	2.125	4.867	7.440	87.974
2.50	2.375	4.076	6.231	94.205
2.75	2.625	2.474	3.782	97.987
3.00	2.875	0.993	1.518	99.505
3.25	3.125	0.240	0.367	99.872
3.50	3.375	0.047	0.072	99.943
3.75	3.625	0.016	0.024	99.968
4.00	3.875	0.011	0.017	99.985
5.00	4.50	0.010	0.015	100.000

Statistical Results			
Mean:	0.7774	phi	(0.5834 mm)
Standard Dev:	1.1975	phi-units	(0.436 mm)
Skewness:	-0.1761	dimensionless	
Kurtosis:	2.1839	dimensionless	
5th Moment:	-1.1903	dimensionless	
6th Moment:	6.9338	dimensionless	
RARD *	1.5405	dimensionless	
Median	0.6971	phi	(0.6168 mm)

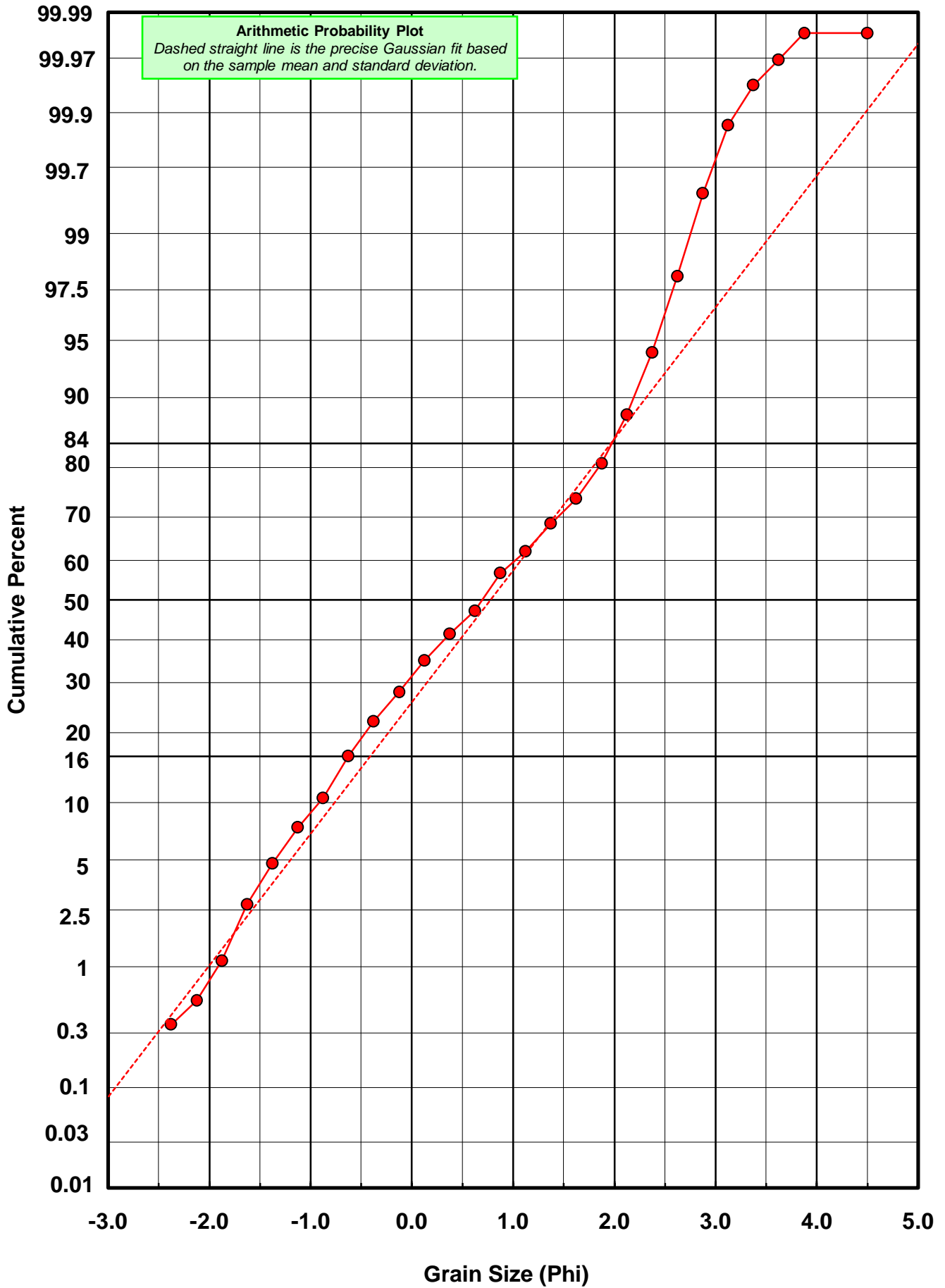
* RARD = reciprocal absolute relative dispersion (see below)

Statistical Explanation	
Calculations based on the Method of Moments	
Skewness: 3rd Stand. Moment; Exact Gaussian = 0.0	
Kurtosis: 4th Stand. Moment; Exact Gaussian = 3.0	
For Further Explanation, See Basille et al. 2002	
Millimeter data calculated by $mm = 2^{-(\phi)}$	

Reciprocal Absolute Relative Dispersion (RARD) Scale	
< 0.5	Excellent homogeneity (e.g., beaches)
0.5 to 1.0	Good homogeneity
1.0 to 1.33	Fair homogeneity
> 1.33	Poor homogeneity (e.g., glacial)



SA-25-BB



Carbonate Grain Size Distribution

Onshore Grab Sample

Sample: SA-25-BB

Total Carbonate Mass: 43.875 grams

% Carbonate: 67.0 %

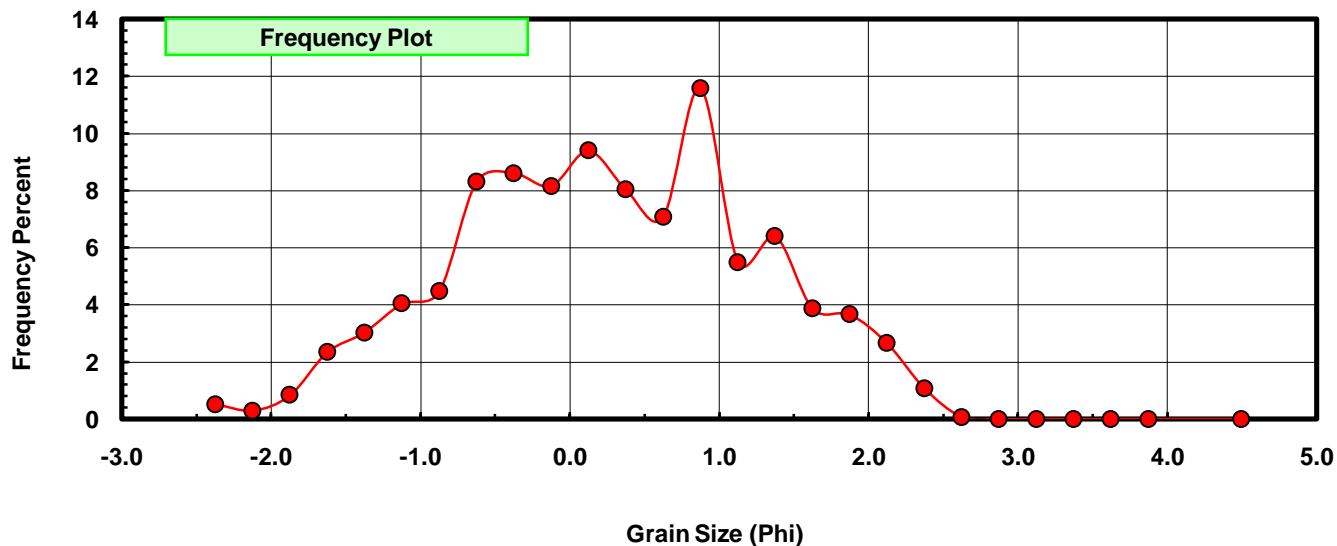
Sieve Size (phi)	Sieve Midpt (phi)	Weight (grams)	Freq Weight %	Cumulative Weight %
-2.25	-2.375	0.230	0.524	0.524
-2.00	-2.125	0.132	0.301	0.825
-1.75	-1.875	0.370	0.843	1.668
-1.50	-1.625	1.028	2.343	4.011
-1.25	-1.375	1.329	3.029	7.040
-1.00	-1.125	1.777	4.050	11.091
-0.75	-0.875	1.964	4.476	15.567
-0.50	-0.625	3.642	8.301	23.868
-0.25	-0.375	3.777	8.609	32.476
0.00	-0.125	3.578	8.155	40.631
0.25	0.125	4.125	9.402	50.033
0.50	0.375	3.524	8.032	58.065
0.75	0.625	3.106	7.079	65.144
1.00	0.875	5.084	11.587	76.732
1.25	1.125	2.411	5.495	82.227
1.50	1.375	2.812	6.409	88.636
1.75	1.625	1.702	3.879	92.515
2.00	1.875	1.607	3.663	96.178
2.25	2.125	1.168	2.662	98.840
2.50	2.375	0.472	1.076	99.916
2.75	2.625	0.031	0.071	99.986
3.00	2.875	0.000	0.000	99.986
3.25	3.125	0.000	0.000	99.986
3.50	3.375	0.000	0.000	99.986
3.75	3.625	0.000	0.000	99.986
4.00	3.875	0.003	0.007	99.993
5.00	4.500	0.003	0.007	100.000

Statistical Results			
Mean:	0.2602	phi	(0.8349 mm)
Standard Dev:	1.0089	phi-units	(0.4969 mm)
Skewness:	-0.0660	dimensionless	
Kurtosis:	2.4217	dimensionless	
5th Moment:	-0.5422	dimensionless	
6th Moment:	8.7063	dimensionless	
RARD *	3.8769	dimensionless	
Median	0.1241	phi	(0.9176 mm)

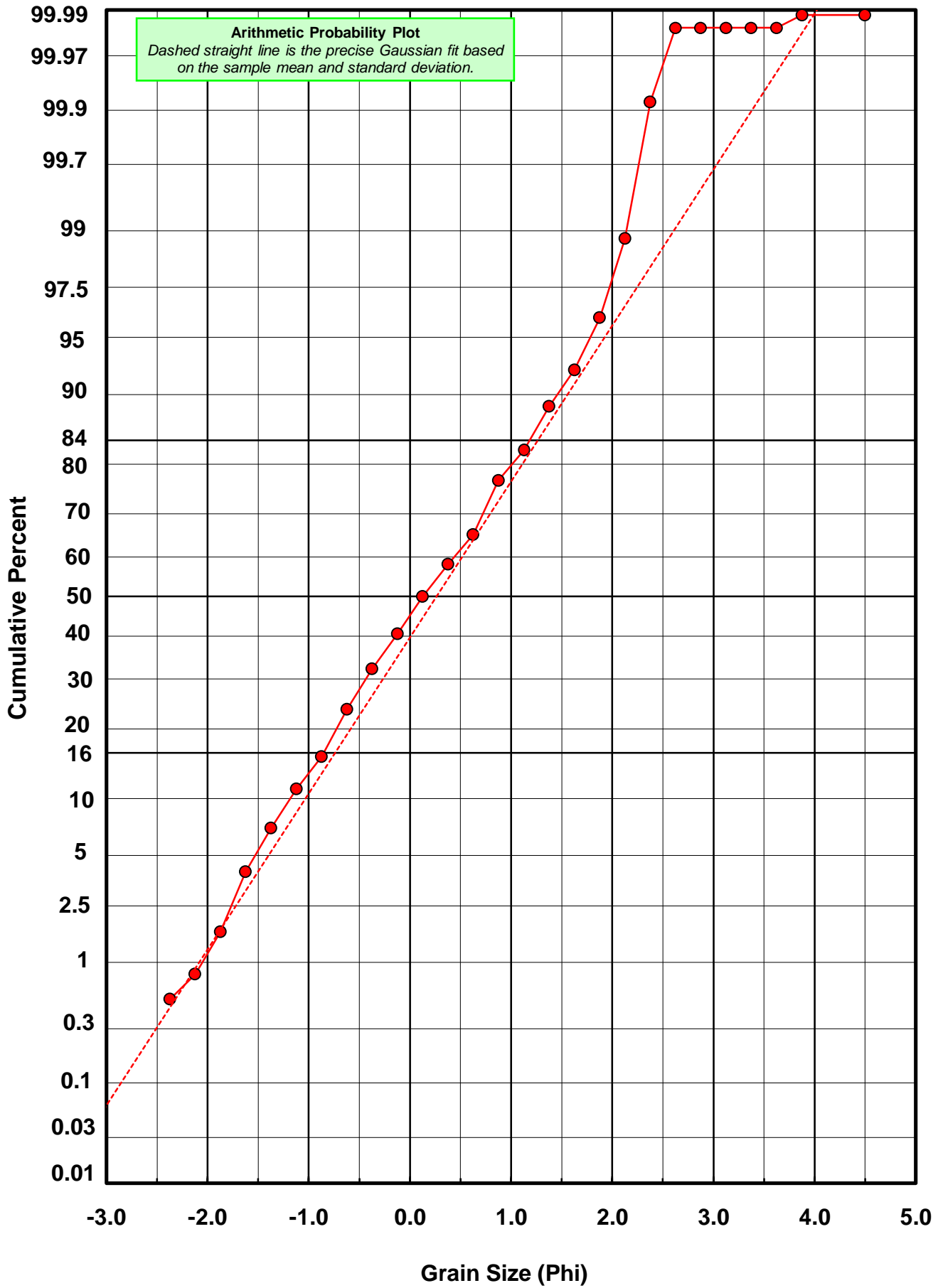
* RARD = reciprocal absolute relative dispersion (see below)

Statistical Explanation	
Calculations based on the Method of Moments	
Skewness: 3rd Stand. Moment; Exact Gaussian = 0.0	
Kurtosis: 4th Stand. Moment; Exact Gaussian = 3.0	
For Further Explanation, See Basille et al. 2002	
Millimeter data calculated by $mm = 2^{-(\phi)}$	

Reciprocal Absolute Relative Dispersion (RARD) Scale	
< 0.5	Excellent homogeneity (e.g., beaches)
0.5 to 1.0	Good homogeneity
1.0 to 1.33	Fair homogeneity
> 1.33	Poor homogeneity (e.g., glacial)



SA-25-BB



Post-Digestion Grain Size Distribution

Onshore Grab Sample

Sample: SA-25-BB

Total Digested Mass: 21.579 grams

% Silica: 33.0 %

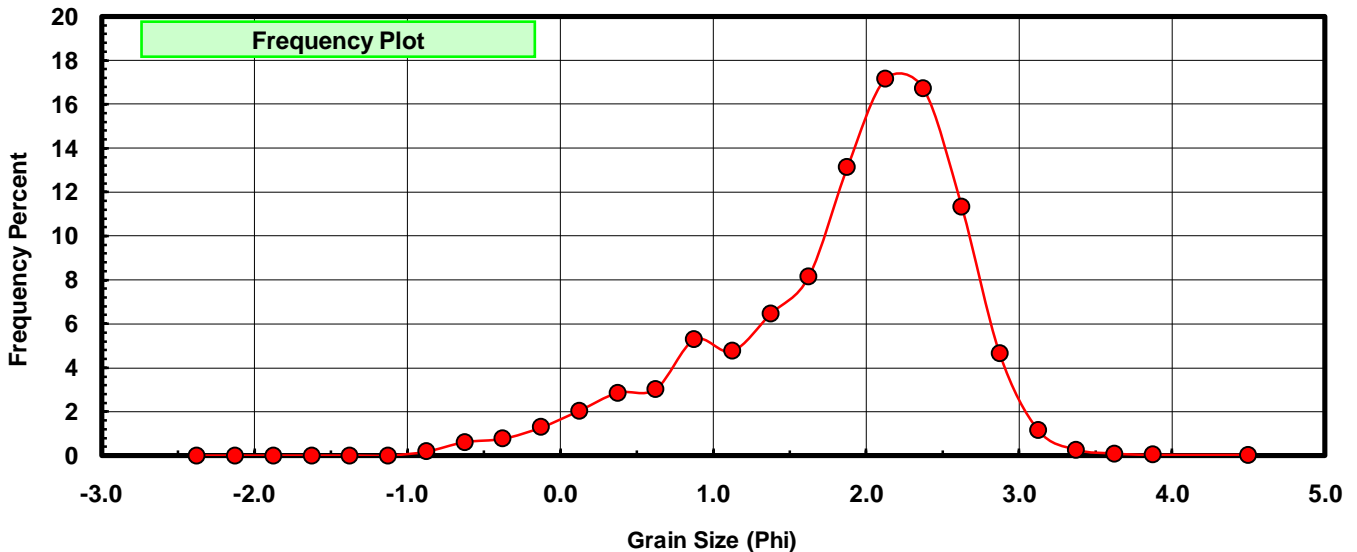
Sieve Size (phi)	Sieve Midpt (phi)	Weight (grams)	Freq Weight %	Cumulative Weight %
-2.25	-2.375	0.000	0.000	0.000
-2.00	-2.125	0.000	0.000	0.000
-1.75	-1.875	0.000	0.000	0.000
-1.50	-1.625	0.000	0.000	0.000
-1.25	-1.375	0.000	0.000	0.000
-1.00	-1.125	0.000	0.000	0.000
-0.75	-0.875	0.040	0.185	0.185
-0.50	-0.625	0.132	0.612	0.797
-0.25	-0.375	0.168	0.779	1.576
0.00	-0.125	0.280	1.298	2.873
0.25	0.125	0.441	2.044	4.917
0.50	0.375	0.617	2.859	7.776
0.75	0.625	0.654	3.031	10.807
1.00	0.875	1.142	5.292	16.099
1.25	1.125	1.027	4.759	20.858
1.50	1.375	1.393	6.455	27.314
1.75	1.625	1.760	8.156	35.470
2.00	1.875	2.832	13.124	48.594
2.25	2.125	3.699	17.142	65.735
2.50	2.375	3.604	16.701	82.437
2.75	2.625	2.443	11.321	93.758
3.00	2.875	1.004	4.653	98.410
3.25	3.125	0.251	1.163	99.574
3.50	3.375	0.057	0.264	99.838
3.75	3.625	0.020	0.093	99.930
4.00	3.875	0.008	0.037	99.968
5.00	4.500	0.007	0.032	100.000

Statistical Results			
Mean:	1.8328	phi	(0.2807 mm)
Standard Dev:	0.8000	phi-units	(0.5743 mm)
Skewness:	-0.8881	dimensionless	
Kurtosis:	3.3804	dimensionless	
5th Moment:	-6.3234	dimensionless	
6th Moment:	19.9639	dimensionless	
RARD *	0.4365	dimensionless	
Median	1.8955	phi	(0.2688 mm)

* RARD = reciprocal absolute relative dispersion (see below)

Statistical Explanation	
Calculations based on the Method of Moments	
Skewness: 3rd Stand. Moment; Exact Gaussian = 0.0	
Kurtosis: 4th Stand. Moment; Exact Gaussian = 3.0	
For Further Explanation, See Basille et al. 2002	
Millimeter data calculated by $mm = 2^{-(\phi)}$	

Reciprocal Absolute Relative Dispersion (RARD) Scale	
< 0.5	Excellent homogeneity (e.g., beaches)
0.5 to 1.0	Good homogeneity
1.0 to 1.33	Fair homogeneity
> 1.33	Poor homogeneity (e.g., glacial)



SA-25-BB

