

**Onshore Grab Sample**

**Sample:** SA-24-BB  
**Sample Taken By:** D. Phelps  
**Sample Collected On:** 12/15/09  
**Splits?** N/A

**County:** Sarasota  
**Latitude:** 27° 07' 33.4"  
**Longitude:** 82° 28' 18.3"  
**Datum:** WGS 84  
**Surf. Elev:** N/A  
**Datum:** N/A

**Fine Data Summary**

Total Sample Weight 63.234 grams  
Total Fines in Sample 0.136 grams  
Total Percent Fines 0.21 %

**Dry Sieving Summary**

Total Sample Weight 63.168 grams  
Total Digested Weight 25.632 grams  
Total Carbonate Weight 37.536 grams  
Total Silica % 40.58 %  
Total Carbonate % 59.42 %  
Carbonate/Silica Ratio 1.464

**General Comments:**

None

**Description**

Worked By: M. Ladle

# Pre-Digestion Grain Size Distribution

Onshore Grab Sample

Sample: SA-24-BB

Total Sample Mass: 63.168 grams

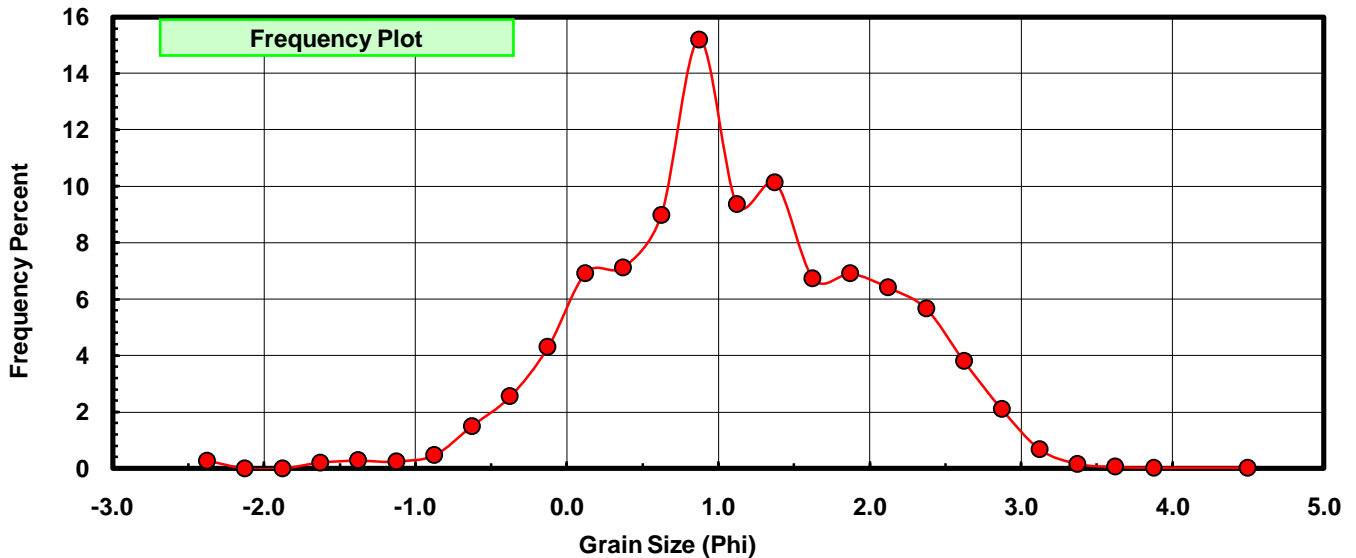
Sieve Size (phi)	Sieve Midpt (phi)	Weight (grams)	Freq Weight %	Cumulative Weight %
-2.25	-2.375	0.171	0.271	0.271
-2.00	-2.125	0.000	0.000	0.271
-1.75	-1.875	0.000	0.000	0.271
-1.50	-1.625	0.128	0.203	0.473
-1.25	-1.375	0.175	0.277	0.750
-1.00	-1.125	0.152	0.241	0.991
-0.75	-0.875	0.289	0.458	1.449
-0.50	-0.625	0.945	1.496	2.945
-0.25	-0.375	1.609	2.547	5.492
0.00	-0.125	2.713	4.295	9.787
0.25	0.125	4.371	6.920	16.706
0.50	0.375	4.498	7.121	23.827
0.75	0.625	5.671	8.978	32.805
1.00	0.875	9.604	15.204	48.008
1.25	1.125	5.909	9.354	57.363
1.50	1.375	6.404	10.138	67.501
1.75	1.625	4.251	6.730	74.231
2.00	1.875	4.360	6.902	81.133
2.25	2.125	4.044	6.402	87.535
2.50	2.375	3.575	5.660	93.194
2.75	2.625	2.400	3.799	96.994
3.00	2.875	1.326	2.099	99.093
3.25	3.125	0.422	0.668	99.761
3.50	3.375	0.095	0.150	99.911
3.75	3.625	0.031	0.049	99.960
4.00	3.875	0.012	0.019	99.979
5.00	4.50	0.013	0.021	100.000

Statistical Results			
Mean:	1.1233	phi	(0.459 mm)
Standard Dev:	0.9089	phi-units	(0.5326 mm)
Skewness:	-0.1079	dimensionless	
Kurtosis:	3.0617	dimensionless	
5th Moment:	-2.5897	dimensionless	
6th Moment:	18.9960	dimensionless	
RARD *	0.8092	dimensionless	
Median	0.9282	phi	(0.5255 mm)

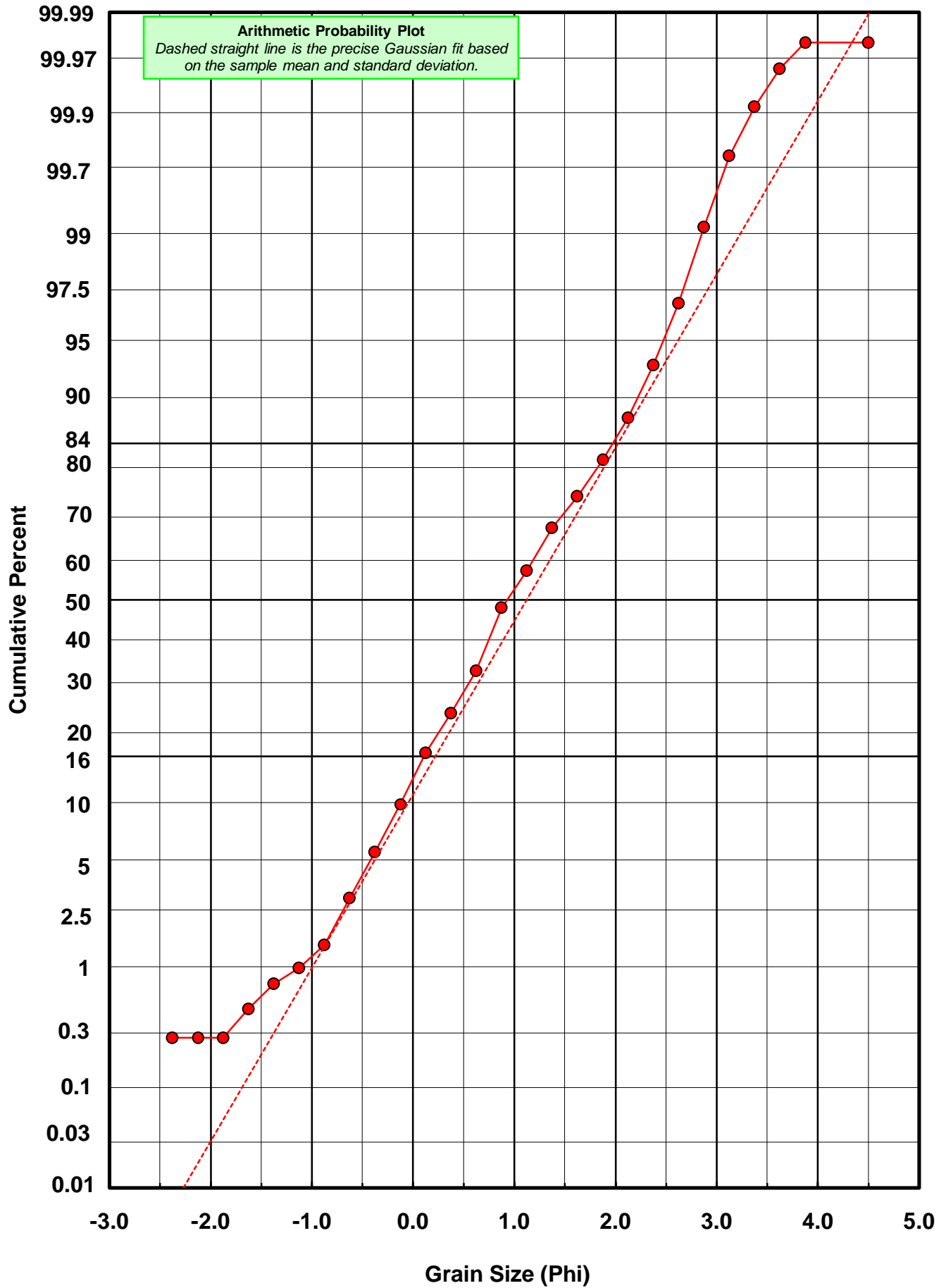
\* RARD = reciprocal absolute relative dispersion (see below)

Statistical Explanation	
Calculations based on the Method of Moments	
Skewness: 3rd Stand. Moment; Exact Gaussian = 0.0	
Kurtosis: 4th Stand. Moment; Exact Gaussian = 3.0	
For Further Explanation, See Basille et al. 2002	
Millimeter data calculated by $mm = 2^{(-phi)}$	

Reciprocal Absolute Relative Dispersion (RARD) Scale	
< 0.5	Excellent homogeneity (e.g., beaches)
0.5 to 1.0	Good homogeneity
1.0 to 1.33	Fair homogeneity
> 1.33	Poor homogeneity (e.g., glacial)



# SA-24-BB



# Carbonate Grain Size Distribution

Onshore Grab Sample

Sample: SA-24-BB

Total Carbonate Mass: 37.536 grams

% Carbonate: 59.4 %

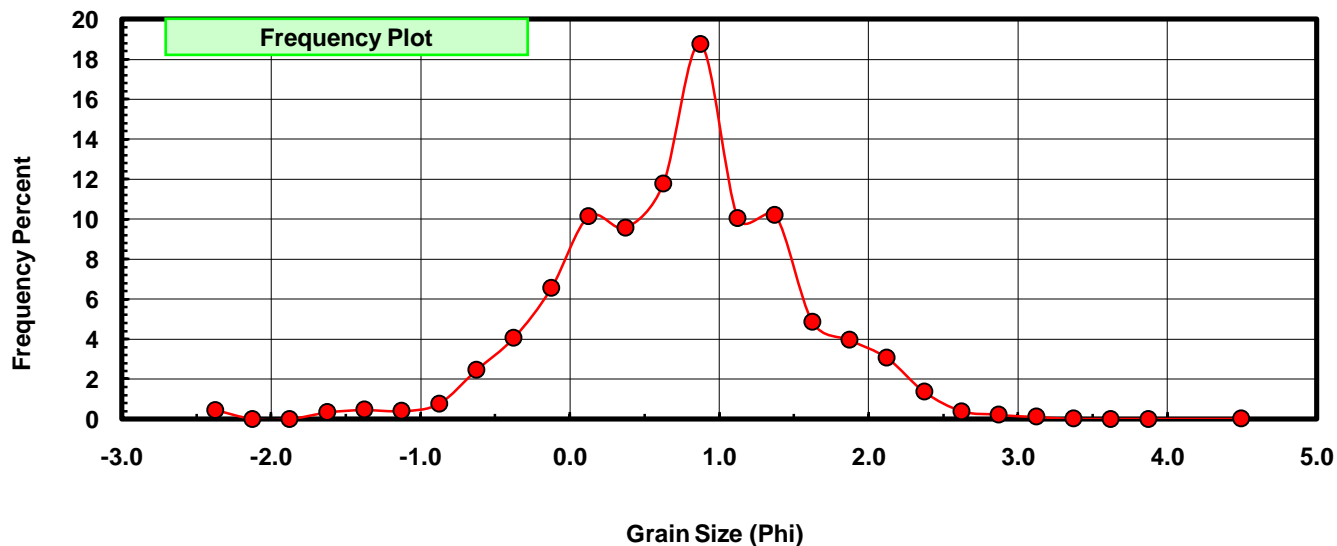
Sieve Size (phi)	Sieve Midpt (phi)	Weight (grams)	Freq Weight %	Cumulative Weight %
-2.25	-2.375	0.171	0.456	0.456
-2.00	-2.125	0.000	0.000	0.456
-1.75	-1.875	0.000	0.000	0.456
-1.50	-1.625	0.128	0.341	0.797
-1.25	-1.375	0.175	0.466	1.263
-1.00	-1.125	0.152	0.405	1.668
-0.75	-0.875	0.289	0.770	2.438
-0.50	-0.625	0.919	2.448	4.886
-0.25	-0.375	1.525	4.063	8.949
0.00	-0.125	2.459	6.551	15.500
0.25	0.125	3.802	10.129	25.629
0.50	0.375	3.592	9.569	35.198
0.75	0.625	4.418	11.770	46.968
1.00	0.875	7.039	18.753	65.721
1.25	1.125	3.766	10.033	75.754
1.50	1.375	3.832	10.209	85.963
1.75	1.625	1.828	4.870	90.833
2.00	1.875	1.484	3.954	94.786
2.25	2.125	1.147	3.056	97.842
2.50	2.375	0.515	1.372	99.214
2.75	2.625	0.144	0.384	99.598
3.00	2.875	0.083	0.221	99.819
3.25	3.125	0.047	0.125	99.944
3.50	3.375	0.010	0.027	99.971
3.75	3.625	0.004	0.011	99.981
4.00	3.875	0.001	0.003	99.984
5.00	4.500	0.006	0.016	100.000

Statistical Results			
Mean:	0.7399	phi	(0.5988 mm)
Standard Dev:	0.7825	phi-units	(0.5814 mm)
Skewness:	-0.2762	dimensionless	
Kurtosis:	3.9609	dimensionless	
5th Moment:	-4.5194	dimensionless	
6th Moment:	33.9443	dimensionless	
RARD *	1.0576	dimensionless	
Median	0.6654	phi	(0.6305 mm)

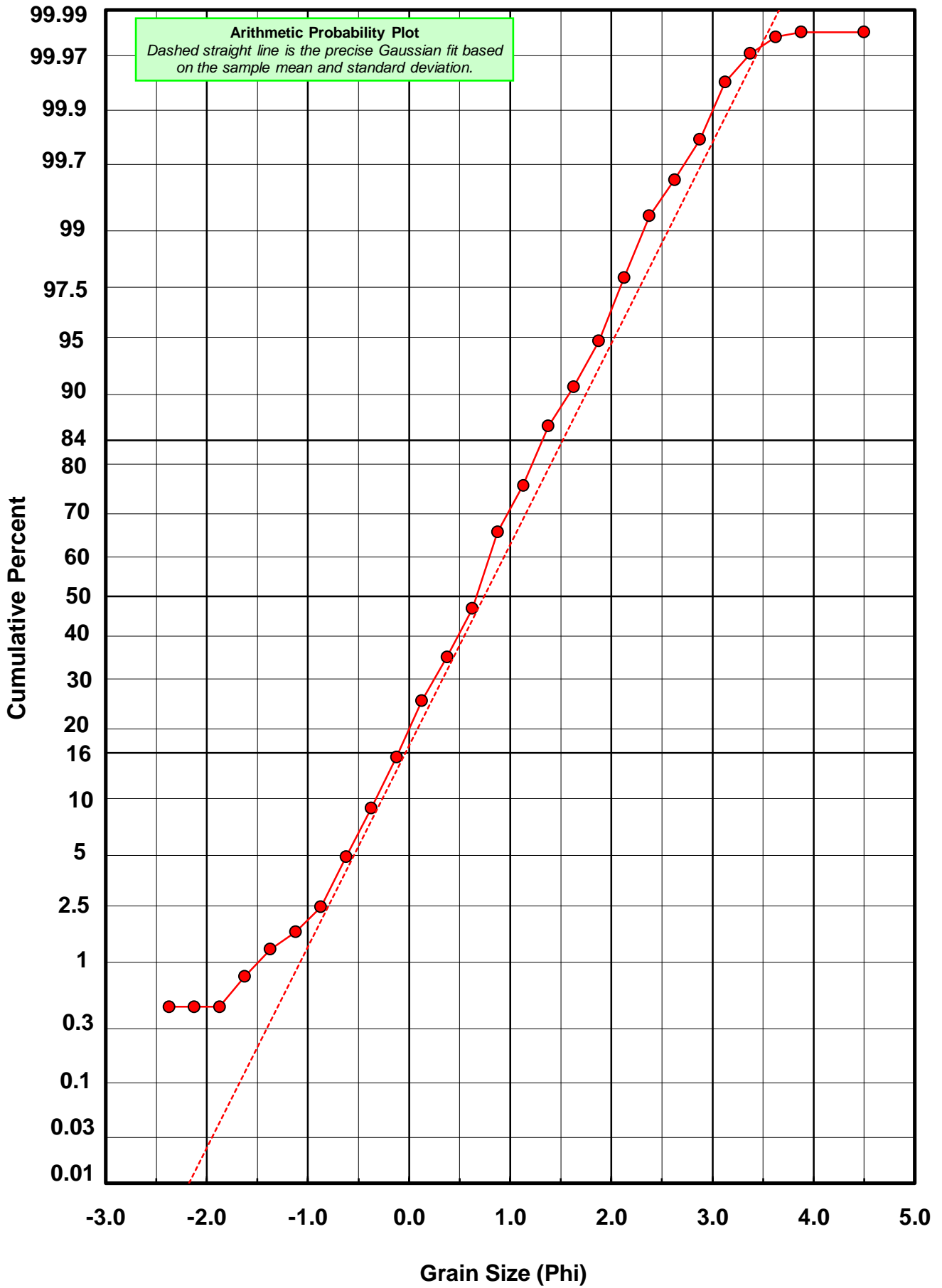
\* RARD = reciprocal absolute relative dispersion (see below)

Statistical Explanation	
Calculations based on the Method of Moments	
Skewness: 3rd Stand. Moment; Exact Gaussian = 0.0	
Kurtosis: 4th Stand. Moment; Exact Gaussian = 3.0	
For Further Explanation, See Basille et al. 2002	
Millimeter data calculated by $mm = 2^{-(\phi)}$	

Reciprocal Absolute Relative Dispersion (RARD) Scale	
< 0.5	Excellent homogeneity (e.g., beaches)
0.5 to 1.0	Good homogeneity
1.0 to 1.33	Fair homogeneity
> 1.33	Poor homogeneity (e.g., glacial)



# SA-24-BB



# Post-Digestion Grain Size Distribution

Onshore Grab Sample

Sample: SA-24-BB

Total Digested Mass: 25.632 grams

% Silica: 40.6 %

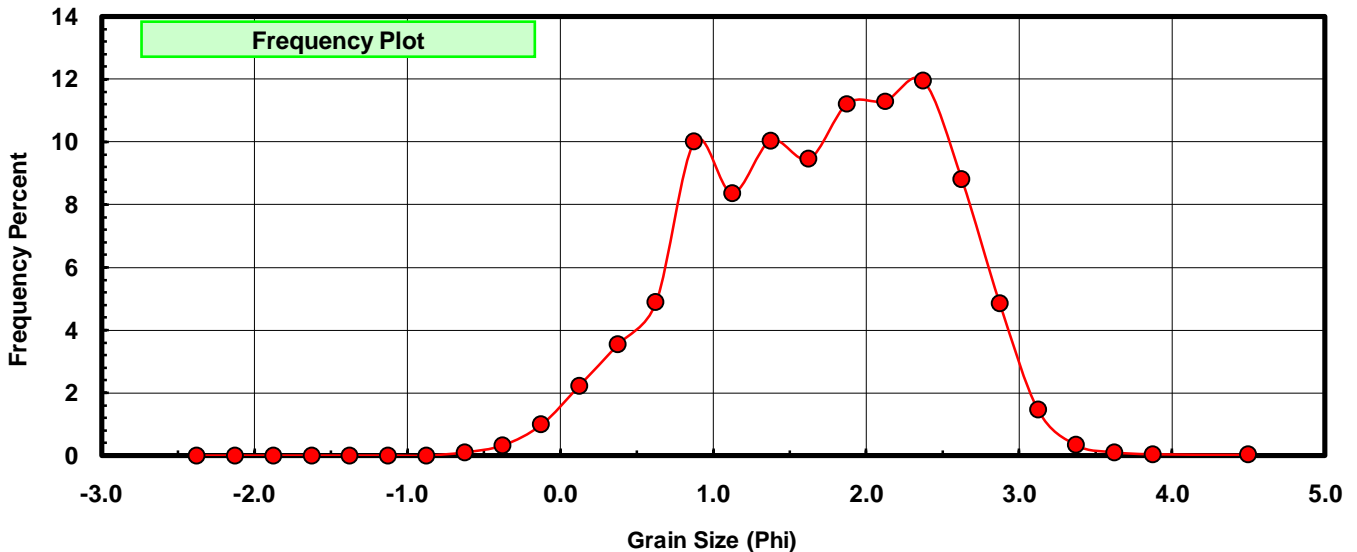
Sieve Size (phi)	Sieve Midpt (phi)	Weight (grams)	Freq Weight %	Cumulative Weight %
-2.25	-2.375	0.000	0.000	0.000
-2.00	-2.125	0.000	0.000	0.000
-1.75	-1.875	0.000	0.000	0.000
-1.50	-1.625	0.000	0.000	0.000
-1.25	-1.375	0.000	0.000	0.000
-1.00	-1.125	0.000	0.000	0.000
-0.75	-0.875	0.000	0.000	0.000
-0.50	-0.625	0.026	0.101	0.101
-0.25	-0.375	0.084	0.328	0.429
0.00	-0.125	0.254	0.991	1.420
0.25	0.125	0.569	2.220	3.640
0.50	0.375	0.906	3.535	7.175
0.75	0.625	1.253	4.888	12.063
1.00	0.875	2.565	10.007	22.070
1.25	1.125	2.143	8.361	30.431
1.50	1.375	2.572	10.034	40.465
1.75	1.625	2.423	9.453	49.918
2.00	1.875	2.876	11.220	61.138
2.25	2.125	2.897	11.302	72.441
2.50	2.375	3.060	11.938	84.379
2.75	2.625	2.256	8.801	93.180
3.00	2.875	1.243	4.849	98.030
3.25	3.125	0.375	1.463	99.493
3.50	3.375	0.085	0.332	99.824
3.75	3.625	0.027	0.105	99.930
4.00	3.875	0.011	0.043	99.973
5.00	4.500	0.007	0.027	100.000

Statistical Results			
Mean:	1.6849	phi	(0.311 mm)
Standard Dev:	0.7905	phi-units	(0.5782 mm)
Skewness:	-0.2319	dimensionless	
Kurtosis:	2.3269	dimensionless	
5th Moment:	-1.3177	dimensionless	
6th Moment:	8.5772	dimensionless	
RARD *	0.4692	dimensionless	
Median	1.6268	phi	(0.3238 mm)

\* RARD = reciprocal absolute relative dispersion (see below)

Statistical Explanation	
Calculations based on the Method of Moments	
Skewness: 3rd Stand. Moment; Exact Gaussian = 0.0	
Kurtosis: 4th Stand. Moment; Exact Gaussian = 3.0	
For Further Explanation, See Basille et al. 2002	
Millimeter data calculated by $mm = 2^{-(\phi)}$	

Reciprocal Absolute Relative Dispersion (RARD) Scale	
< 0.5	Excellent homogeneity (e.g., beaches)
0.5 to 1.0	Good homogeneity
1.0 to 1.33	Fair homogeneity
> 1.33	Poor homogeneity (e.g., glacial)



# SA-24-BB

