

## **Onshore Grab Sample**

**Sample:** SA-23-BB  
**Sample Taken By:** D. Phelps  
**Sample Collected On:** 12/15/09  
**Splits?** N/A

**County:** Sarasota  
**Latitude:** 27° 08' 22.3"  
**Longitude:** 82° 28' 33.9"  
**Datum:** WGS 84  
**Surf. Elev:** N/A  
**Datum:** N/A

### **Fine Data Summary**

Total Sample Weight	65.997 grams
Total Fines in Sample	0.116 grams
Total Percent Fines	0.18 %

### **Dry Sieving Summary**

Total Sample Weight	66.035 grams
Total Digested Weight	24.944 grams
Total Carbonate Weight	41.091 grams
Total Silica %	37.77 %
Total Carbonate %	62.23 %
Carbonate/Silica Ratio	1.647

### **General Comments:**

None

### **Description**

Worked By: M. Ladle

# Pre-Digestion Grain Size Distribution

Onshore Grab Sample

Sample: SA-23-BB

Total Sample Mass: 66.035 grams

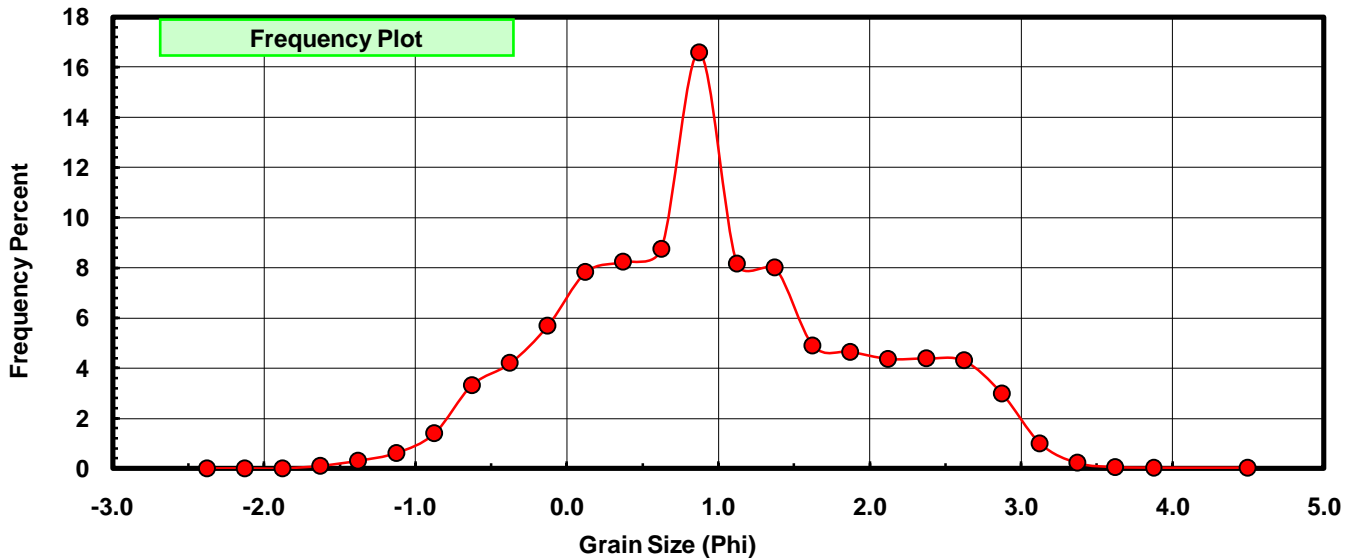
Sieve Size (phi)	Sieve Midpt (phi)	Weight (grams)	Freq Weight %	Cumulative Weight %
-2.25	-2.375	0.000	0.000	0.000
-2.00	-2.125	0.000	0.000	0.000
-1.75	-1.875	0.000	0.000	0.000
-1.50	-1.625	0.062	0.094	0.094
-1.25	-1.375	0.196	0.297	0.391
-1.00	-1.125	0.399	0.604	0.995
-0.75	-0.875	0.917	1.389	2.384
-0.50	-0.625	2.190	3.316	5.700
-0.25	-0.375	2.773	4.199	9.899
0.00	-0.125	3.759	5.692	15.592
0.25	0.125	5.166	7.823	23.415
0.50	0.375	5.442	8.241	31.656
0.75	0.625	5.779	8.751	40.407
1.00	0.875	10.958	16.594	57.002
1.25	1.125	5.394	8.168	65.170
1.50	1.375	5.281	7.997	73.167
1.75	1.625	3.232	4.894	78.062
2.00	1.875	3.068	4.646	82.708
2.25	2.125	2.883	4.366	87.074
2.50	2.375	2.893	4.381	91.455
2.75	2.625	2.835	4.293	95.748
3.00	2.875	1.968	2.980	98.728
3.25	3.125	0.651	0.986	99.714
3.50	3.375	0.136	0.206	99.920
3.75	3.625	0.029	0.044	99.964
4.00	3.875	0.013	0.020	99.983
5.00	4.50	0.011	0.017	100.000

Statistical Results			
Mean:	0.9770	phi	(0.508 mm)
Standard Dev:	0.9723	phi-units	(0.5097 mm)
Skewness:	0.2144	dimensionless	
Kurtosis:	2.5425	dimensionless	
5th Moment:	1.0072	dimensionless	
6th Moment:	8.9934	dimensionless	
RARD *	0.9952	dimensionless	
Median	0.7695	phi	(0.5866 mm)

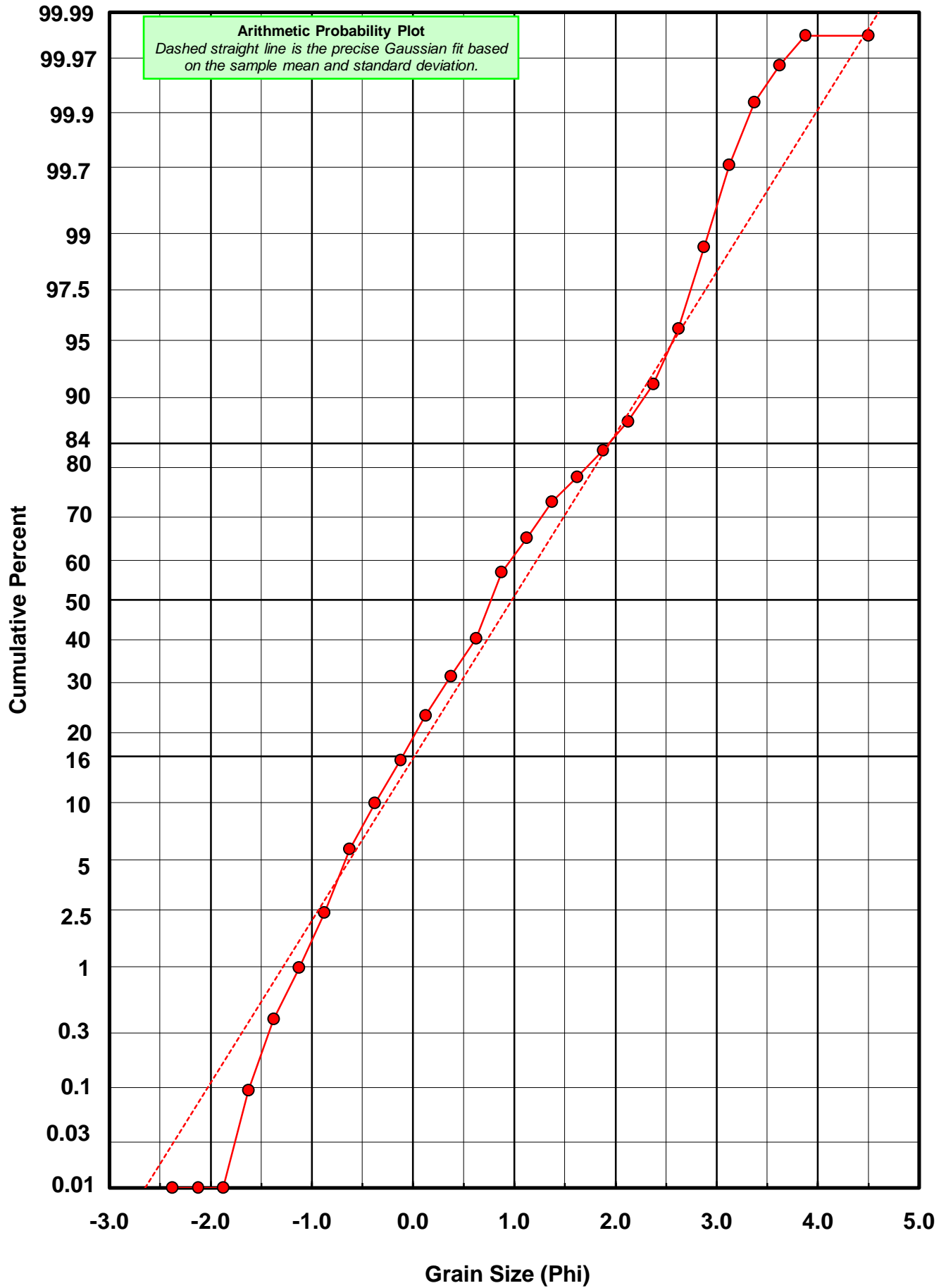
\* RARD = reciprocal absolute relative dispersion (see below)

Statistical Explanation	
Calculations based on the Method of Moments	
Skewness: 3rd Stand. Moment; Exact Gaussian = 0.0	
Kurtosis: 4th Stand. Moment; Exact Gaussian = 3.0	
For Further Explanation, See Basille et al. 2002	
Millimeter data calculated by $mm = 2^{-(\phi)}$	

Reciprocal Absolute Relative Dispersion (RARD) Scale	
< 0.5	Excellent homogeneity (e.g., beaches)
0.5 to 1.0	Good homogeneity
1.0 to 1.33	Fair homogeneity
> 1.33	Poor homogeneity (e.g., glacial)



# SA-23-BB



# Carbonate Grain Size Distribution

Onshore Grab Sample

Sample: SA-23-BB

Total Carbonate Mass: 41.272 grams

% Carbonate: 62.2 %

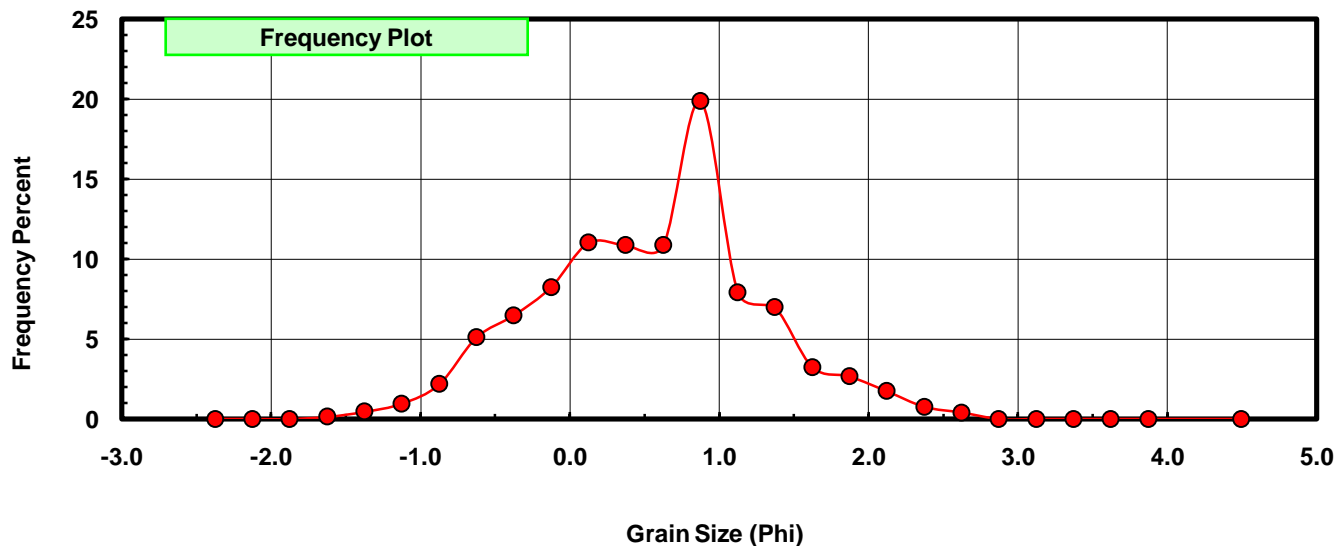
Sieve Size (phi)	Sieve Midpt (phi)	Weight (grams)	Freq Weight %	Cumulative Weight %
-2.25	-2.375	0.000	0.000	0.000
-2.00	-2.125	0.000	0.000	0.000
-1.75	-1.875	0.000	0.000	0.000
-1.50	-1.625	0.062	0.150	0.150
-1.25	-1.375	0.196	0.475	0.625
-1.00	-1.125	0.399	0.967	1.592
-0.75	-0.875	0.902	2.186	3.777
-0.50	-0.625	2.112	5.117	8.895
-0.25	-0.375	2.680	6.494	15.388
0.00	-0.125	3.406	8.253	23.641
0.25	0.125	4.548	11.020	34.660
0.50	0.375	4.488	10.874	45.535
0.75	0.625	4.482	10.860	56.394
1.00	0.875	8.206	19.883	76.277
1.25	1.125	3.263	7.906	84.183
1.50	1.375	2.881	6.981	91.164
1.75	1.625	1.339	3.244	94.408
2.00	1.875	1.100	2.665	97.073
2.25	2.125	0.724	1.754	98.827
2.50	2.375	0.316	0.766	99.593
2.75	2.625	0.167	0.405	99.998
3.00	2.875	0.000	0.000	99.998
3.25	3.125	0.000	0.000	99.998
3.50	3.375	0.000	0.000	99.998
3.75	3.625	0.000	0.000	99.998
4.00	3.875	0.000	0.000	99.998
5.00	4.500	0.001	0.002	100.000

Statistical Results			
Mean:	0.5446	phi	(0.6856 mm)
Standard Dev:	0.7505	phi-units	(0.5944 mm)
Skewness:	-0.0044	dimensionless	
Kurtosis:	2.8212	dimensionless	
5th Moment:	0.3838	dimensionless	
6th Moment:	12.4382	dimensionless	
RARD *	1.3781	dimensionless	
Median	0.4778	phi	(0.7181 mm)

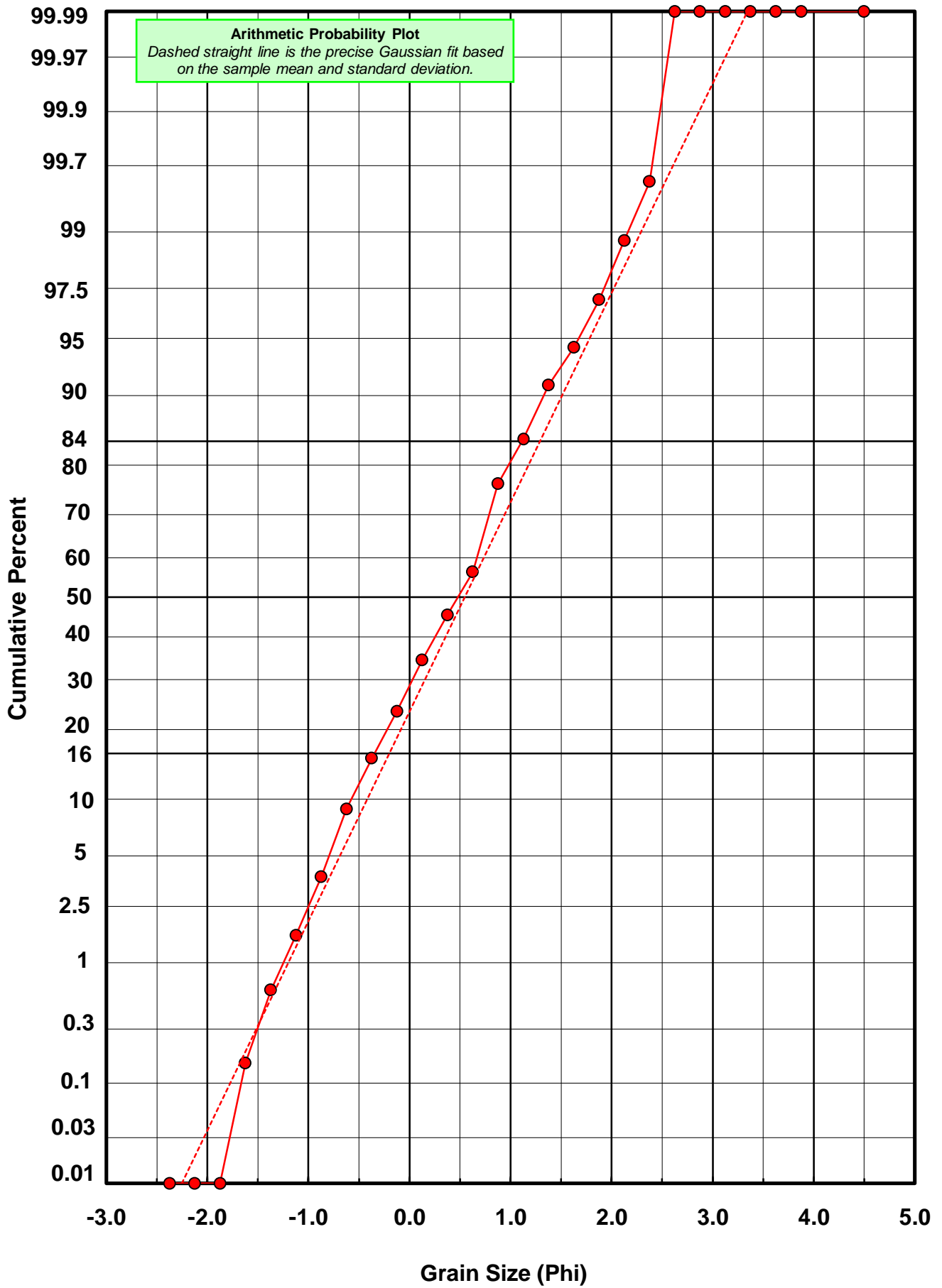
\* RARD = reciprocal absolute relative dispersion (see below)

Statistical Explanation	
Calculations based on the Method of Moments	
Skewness: 3rd Stand. Moment; Exact Gaussian = 0.0	
Kurtosis: 4th Stand. Moment; Exact Gaussian = 3.0	
For Further Explanation, See Basille et al. 2002	
Millimeter data calculated by $mm = 2^{-(\phi)}$	

Reciprocal Absolute Relative Dispersion (RARD) Scale	
< 0.5	Excellent homogeneity (e.g., beaches)
0.5 to 1.0	Good homogeneity
1.0 to 1.33	Fair homogeneity
> 1.33	Poor homogeneity (e.g., glacial)



# SA-23-BB



# Post-Digestion Grain Size Distribution

Onshore Grab Sample

Sample: SA-23-BB

Total Digested Mass: 24.944 grams

% Silica: 37.8 %

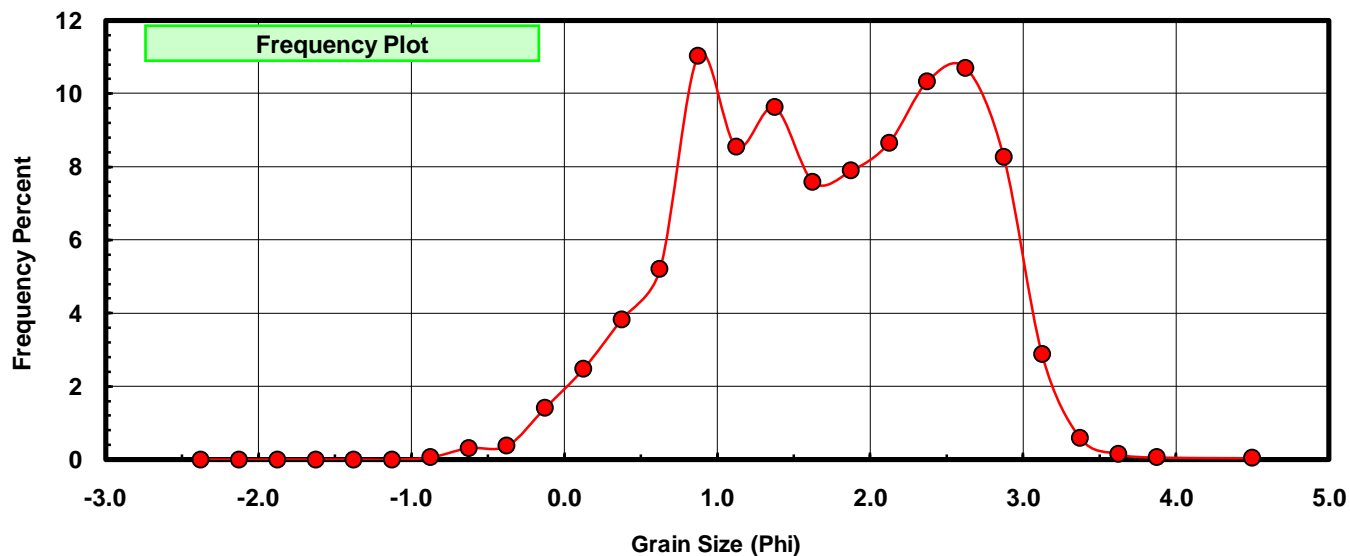
Sieve Size (phi)	Sieve Midpt (phi)	Weight (grams)	Freq Weight %	Cumulative Weight %
-2.25	-2.375	0.000	0.000	0.000
-2.00	-2.125	0.000	0.000	0.000
-1.75	-1.875	0.000	0.000	0.000
-1.50	-1.625	0.000	0.000	0.000
-1.25	-1.375	0.000	0.000	0.000
-1.00	-1.125	0.000	0.000	0.000
-0.75	-0.875	0.015	0.060	0.060
-0.50	-0.625	0.078	0.313	0.373
-0.25	-0.375	0.093	0.373	0.746
0.00	-0.125	0.353	1.415	2.161
0.25	0.125	0.618	2.478	4.638
0.50	0.375	0.954	3.825	8.463
0.75	0.625	1.297	5.200	13.663
1.00	0.875	2.752	11.033	24.695
1.25	1.125	2.131	8.543	33.238
1.50	1.375	2.400	9.622	42.860
1.75	1.625	1.893	7.589	50.449
2.00	1.875	1.968	7.890	58.339
2.25	2.125	2.159	8.655	66.994
2.50	2.375	2.577	10.331	77.325
2.75	2.625	2.668	10.696	88.021
3.00	2.875	2.062	8.267	96.288
3.25	3.125	0.717	2.874	99.162
3.50	3.375	0.146	0.585	99.747
3.75	3.625	0.037	0.148	99.896
4.00	3.875	0.016	0.064	99.960
5.00	4.500	0.010	0.040	100.000

Statistical Results			
Mean:	1.7075	phi	(0.3062 mm)
Standard Dev:	0.8803	phi-units	(0.5433 mm)
Skewness:	-0.1881	dimensionless	
Kurtosis:	2.1386	dimensionless	
5th Moment:	-1.2147	dimensionless	
6th Moment:	7.2102	dimensionless	
RARD *	0.5156	dimensionless	
Median	1.6102	phi	(0.3276 mm)

\* RARD = reciprocal absolute relative dispersion (see below)

Statistical Explanation	
Calculations based on the Method of Moments	
Skewness: 3rd Stand. Moment; Exact Gaussian = 0.0	
Kurtosis: 4th Stand. Moment; Exact Gaussian = 3.0	
For Further Explanation, See Basille et al. 2002	
Millimeter data calculated by $mm = 2^{-(\phi)}$	

Reciprocal Absolute Relative Dispersion (RARD) Scale	
< 0.5	Excellent homogeneity (e.g., beaches)
0.5 to 1.0	Good homogeneity
1.0 to 1.33	Fair homogeneity
> 1.33	Poor homogeneity (e.g., glacial)



# SA-23-BB

