

Onshore Grab Sample

Sample: SA-22
Sample Taken By: D. Phelps
Sample Collected On: 12/15/09
Splits? N/A

County: Sarasota
Latitude: 27° 09' 7.7"
Longitude: 82° 28' 56.8"
Datum: WGS 84
Surf. Elev: N/A
Datum: N/A

Fine Data Summary

Total Sample Weight	62.051 grams
Total Fines in Sample	0.226 grams
Total Percent Fines	0.36 %

Dry Sieving Summary

Total Sample Weight	61.802 grams
Total Digested Weight	16.503 grams
Total Carbonate Weight	45.299 grams
Total Silica %	26.70 %
Total Carbonate %	73.30 %
Carbonate/Silica Ratio	2.745

General Comments:

None

Description

Worked By: M. Ladle

Pre-Digestion Grain Size Distribution

Onshore Grab Sample

Sample: SA-22

Total Sample Mass: 61.802 grams

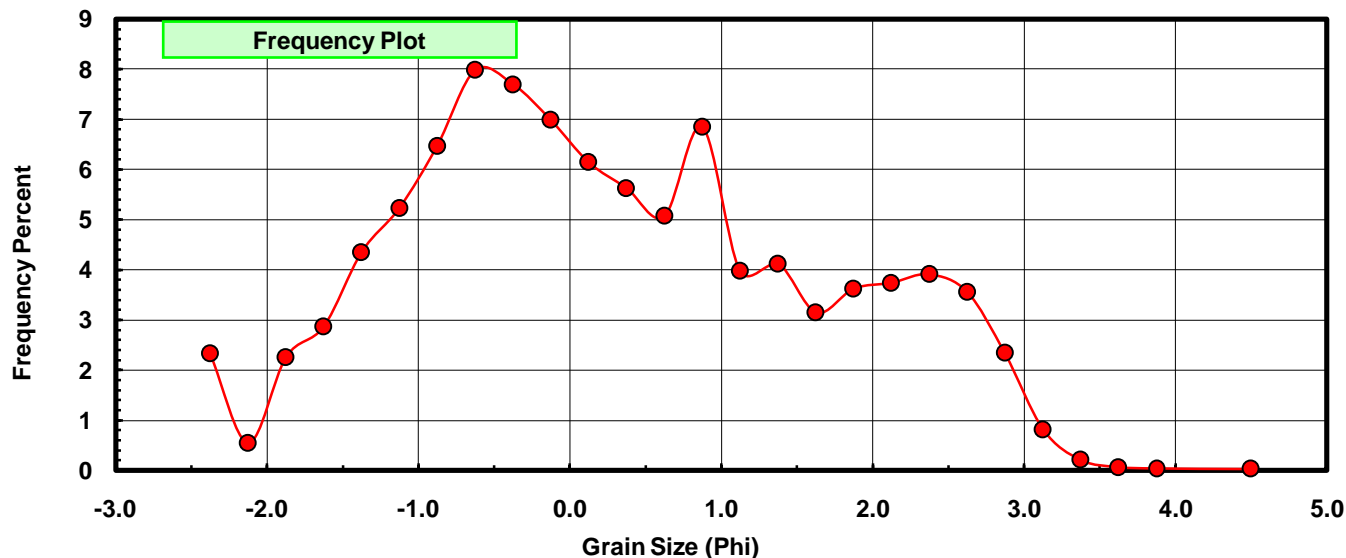
Sieve Size (phi)	Sieve Midpt (phi)	Weight (grams)	Freq Weight %	Cumulative Weight %
-2.25	-2.375	1.443	2.335	2.335
-2.00	-2.125	0.339	0.549	2.883
-1.75	-1.875	1.396	2.259	5.142
-1.50	-1.625	1.775	2.872	8.014
-1.25	-1.375	2.690	4.353	12.367
-1.00	-1.125	3.232	5.230	17.597
-0.75	-0.875	3.996	6.466	24.062
-0.50	-0.625	4.932	7.980	32.043
-0.25	-0.375	4.754	7.692	39.735
0.00	-0.125	4.316	6.984	46.719
0.25	0.125	3.797	6.144	52.862
0.50	0.375	3.477	5.626	58.488
0.75	0.625	3.136	5.074	63.563
1.00	0.875	4.236	6.854	70.417
1.25	1.125	2.460	3.980	74.397
1.50	1.375	2.547	4.121	78.518
1.75	1.625	1.948	3.152	81.670
2.00	1.875	2.240	3.624	85.295
2.25	2.125	2.311	3.739	89.034
2.50	2.375	2.416	3.909	92.944
2.75	2.625	2.201	3.561	96.505
3.00	2.875	1.447	2.341	98.846
3.25	3.125	0.505	0.817	99.663
3.50	3.375	0.128	0.207	99.871
3.75	3.625	0.039	0.063	99.934
4.00	3.875	0.023	0.037	99.971
5.00	4.50	0.018	0.029	100.000

Statistical Results			
Mean:	0.2929	phi	(0.8162 mm)
Standard Dev:	1.3670	phi-units	(0.3877 mm)
Skewness:	0.2215	dimensionless	
Kurtosis:	2.2131	dimensionless	
5th Moment:	0.9462	dimensionless	
6th Moment:	6.5754	dimensionless	
RARD *	4.6670	dimensionless	
Median	0.0085	phi	(0.9941 mm)

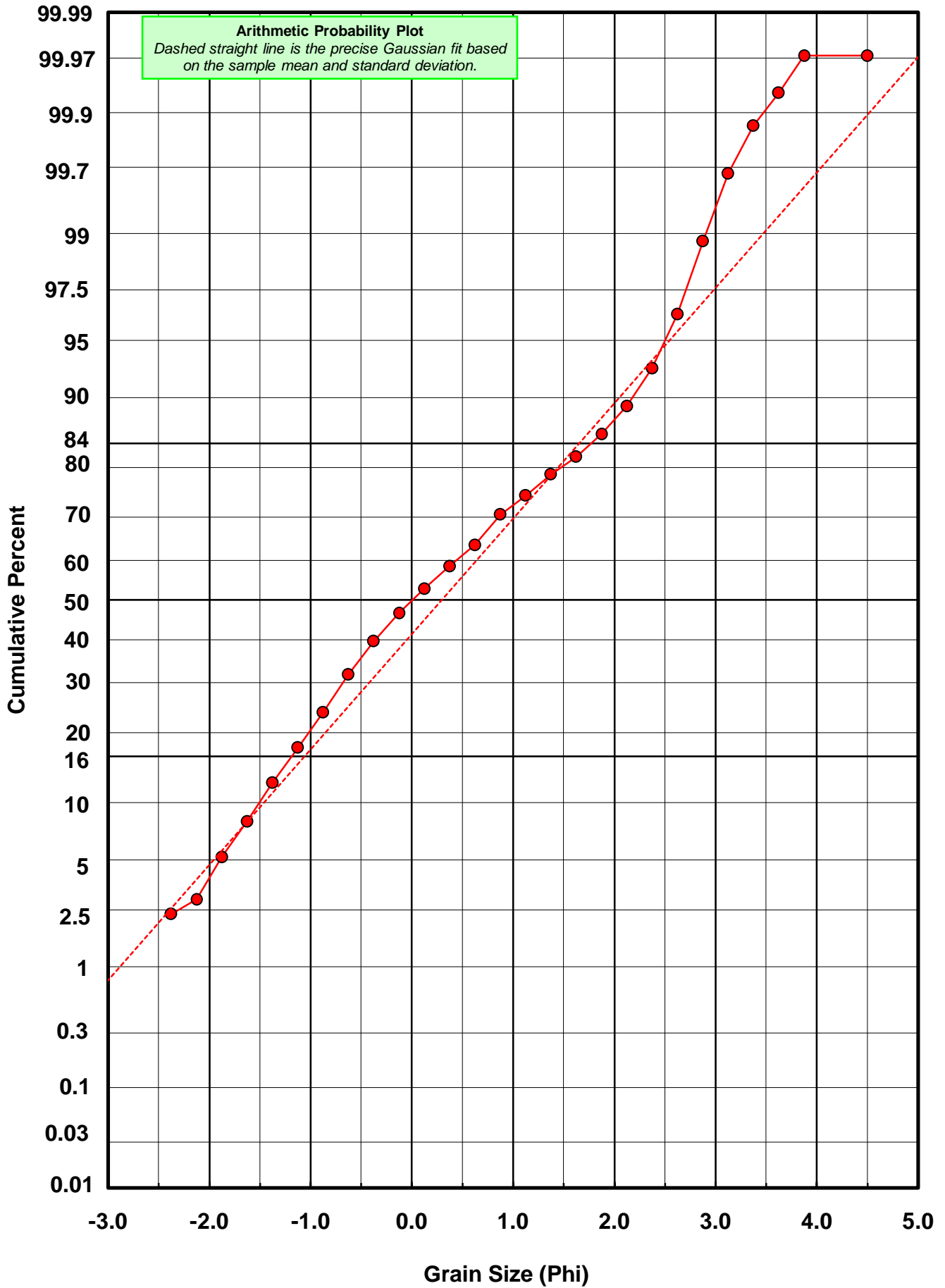
* RARD = reciprocal absolute relative dispersion (see below)

Statistical Explanation	
Calculations based on the Method of Moments	
Skewness: 3rd Stand. Moment; Exact Gaussian = 0.0	
Kurtosis: 4th Stand. Moment; Exact Gaussian = 3.0	
For Further Explanation, See Basille et al. 2002	
Millimeter data calculated by $mm = 2^{-(\phi)}$	

Reciprocal Absolute Relative Dispersion (RARD) Scale	
< 0.5	Excellent homogeneity (e.g., beaches)
0.5 to 1.0	Good homogeneity
1.0 to 1.33	Fair homogeneity
> 1.33	Poor homogeneity (e.g., glacial)



SA-22



Carbonate Grain Size Distribution

Onshore Grab Sample

Sample: SA-22

Total Carbonate Mass: 45.331 grams

% Carbonate: 73.3 %

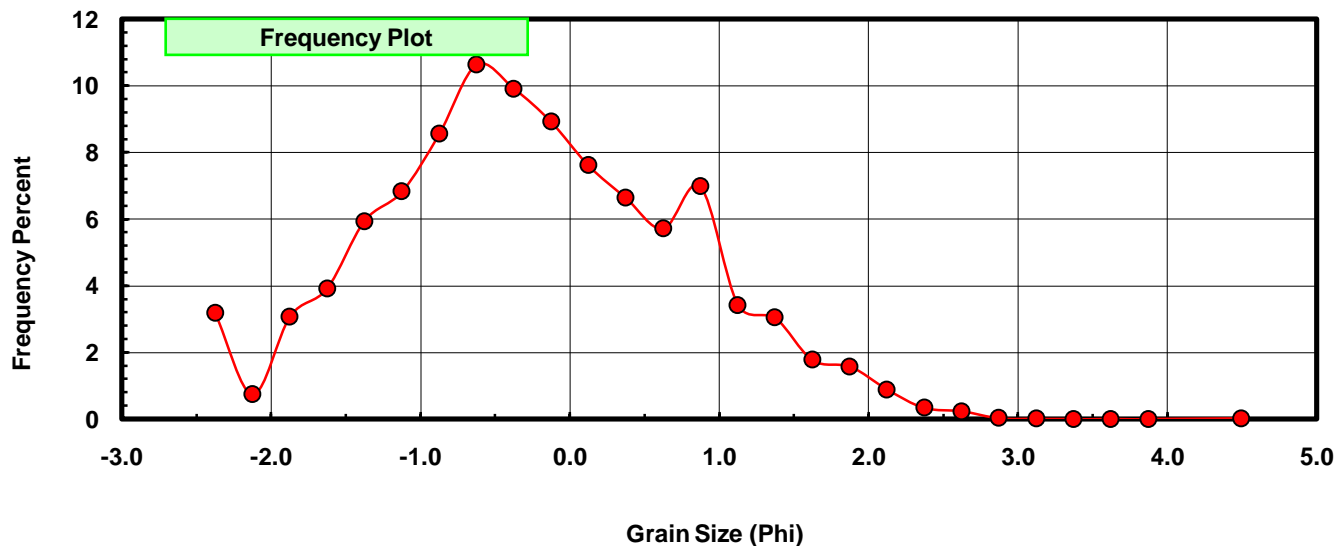
Sieve Size (phi)	Sieve Midpt (phi)	Weight (grams)	Freq Weight %	Cumulative Weight %
-2.25	-2.375	1.443	3.183	3.183
-2.00	-2.125	0.339	0.748	3.931
-1.75	-1.875	1.396	3.080	7.011
-1.50	-1.625	1.775	3.916	10.926
-1.25	-1.375	2.690	5.934	16.860
-1.00	-1.125	3.094	6.825	23.686
-0.75	-0.875	3.878	8.555	32.241
-0.50	-0.625	4.818	10.628	42.869
-0.25	-0.375	4.492	9.909	52.778
0.00	-0.125	4.042	8.917	61.695
0.25	0.125	3.453	7.617	69.312
0.50	0.375	3.010	6.640	75.952
0.75	0.625	2.590	5.714	81.666
1.00	0.875	3.163	6.978	88.644
1.25	1.125	1.549	3.417	92.061
1.50	1.375	1.379	3.042	95.103
1.75	1.625	0.805	1.776	96.879
2.00	1.875	0.716	1.579	98.458
2.25	2.125	0.403	0.889	99.347
2.50	2.375	0.155	0.342	99.689
2.75	2.625	0.108	0.238	99.927
3.00	2.875	0.015	0.033	99.960
3.25	3.125	0.008	0.018	99.978
3.50	3.375	0.000	0.000	99.978
3.75	3.625	0.000	0.000	99.978
4.00	3.875	0.000	0.000	99.978
5.00	4.500	0.010	0.022	100.000

Statistical Results			
Mean:	-0.2551	phi	(1.1935 mm)
Standard Dev:	1.0387	phi-units	(0.4868 mm)
Skewness:	0.1778	dimensionless	
Kurtosis:	2.6865	dimensionless	
5th Moment:	1.5897	dimensionless	
6th Moment:	11.9317	dimensionless	
RARD *	4.0709	dimensionless	
Median	-0.4451	phi	(1.3614 mm)

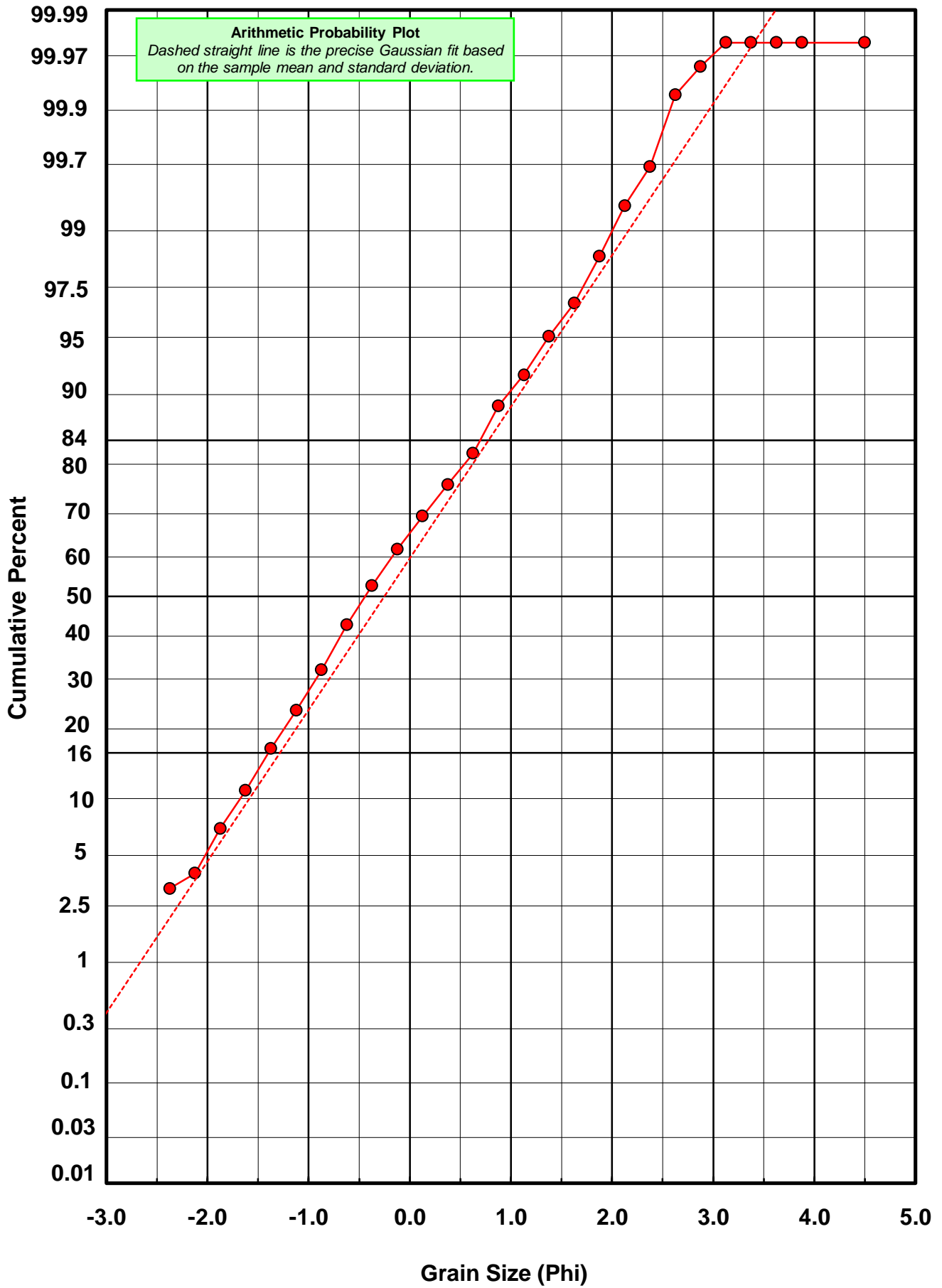
* RARD = reciprocal absolute relative dispersion (see below)

Statistical Explanation	
Calculations based on the Method of Moments	
Skewness: 3rd Stand. Moment; Exact Gaussian = 0.0	
Kurtosis: 4th Stand. Moment; Exact Gaussian = 3.0	
For Further Explanation, See Basille et al. 2002	
Millimeter data calculated by $mm = 2^{-(\phi)}$	

Reciprocal Absolute Relative Dispersion (RARD) Scale	
< 0.5	Excellent homogeneity (e.g., beaches)
0.5 to 1.0	Good homogeneity
1.0 to 1.33	Fair homogeneity
> 1.33	Poor homogeneity (e.g., glacial)



SA-22



Post-Digestion Grain Size Distribution

Onshore Grab Sample

Sample: SA-22

Total Digested Mass: 16.503 grams

% Silica: 26.7 %

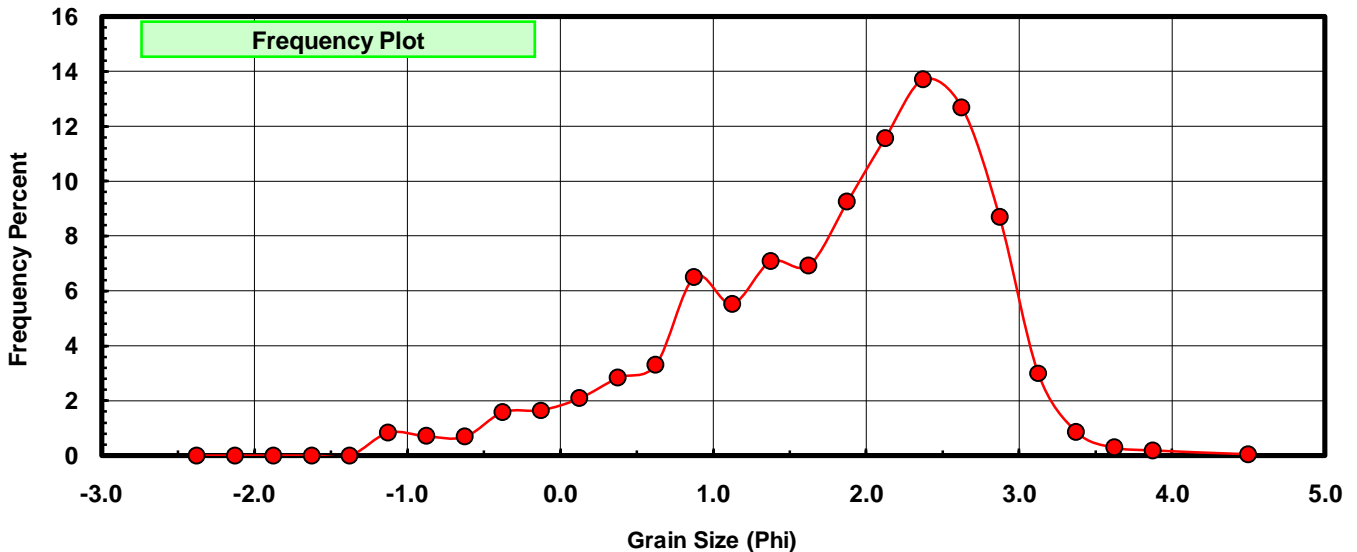
Sieve Size (phi)	Sieve Midpt (phi)	Weight (grams)	Freq Weight %	Cumulative Weight %
-2.25	-2.375	0.000	0.000	0.000
-2.00	-2.125	0.000	0.000	0.000
-1.75	-1.875	0.000	0.000	0.000
-1.50	-1.625	0.000	0.000	0.000
-1.25	-1.375	0.000	0.000	0.000
-1.00	-1.125	0.138	0.836	0.836
-0.75	-0.875	0.118	0.715	1.551
-0.50	-0.625	0.114	0.691	2.242
-0.25	-0.375	0.262	1.588	3.830
0.00	-0.125	0.274	1.660	5.490
0.25	0.125	0.344	2.084	7.574
0.50	0.375	0.467	2.830	10.404
0.75	0.625	0.546	3.308	13.713
1.00	0.875	1.073	6.502	20.215
1.25	1.125	0.911	5.520	25.735
1.50	1.375	1.168	7.078	32.812
1.75	1.625	1.143	6.926	39.738
2.00	1.875	1.524	9.235	48.973
2.25	2.125	1.908	11.562	60.534
2.50	2.375	2.261	13.701	74.235
2.75	2.625	2.093	12.683	86.918
3.00	2.875	1.432	8.677	95.595
3.25	3.125	0.497	3.012	98.606
3.50	3.375	0.143	0.867	99.473
3.75	3.625	0.049	0.297	99.770
4.00	3.875	0.030	0.182	99.952
5.00	4.500	0.008	0.048	100.000

Statistical Results			
Mean:	1.8047	phi	(0.2862 mm)
Standard Dev:	0.9774	phi-units	(0.5079 mm)
Skewness:	-0.7866	dimensionless	
Kurtosis:	3.0882	dimensionless	
5th Moment:	-5.4910	dimensionless	
6th Moment:	16.6792	dimensionless	
RARD *	0.5416	dimensionless	
Median	1.8972	phi	(0.2685 mm)

* RARD = reciprocal absolute relative dispersion (see below)

Statistical Explanation	
Calculations based on the Method of Moments	
Skewness: 3rd Stand. Moment; Exact Gaussian = 0.0	
Kurtosis: 4th Stand. Moment; Exact Gaussian = 3.0	
For Further Explanation, See Basille et al. 2002	
Millimeter data calculated by $mm = 2^{-(\phi)}$	

Reciprocal Absolute Relative Dispersion (RARD) Scale	
< 0.5	Excellent homogeneity (e.g., beaches)
0.5 to 1.0	Good homogeneity
1.0 to 1.33	Fair homogeneity
> 1.33	Poor homogeneity (e.g., glacial)



SA-22

