

Onshore Grab Sample

Sample: SA-19
Sample Taken By: D. Phelps
Sample Collected On: 12/15/09
Splits? N/A

County: Sarasota
Latitude: 27° 11' 25.5"
Longitude: 82° 30' 11"
Datum: WGS 84
Surf. Elev: N/A
Datum: N/A

Fine Data Summary

Total Sample Weight 56.998 grams
Total Fines in Sample 0.282 grams
Total Percent Fines 0.49 %

Dry Sieving Summary

Total Sample Weight 56.894 grams
Total Digested Weight 21.788 grams
Total Carbonate Weight 35.106 grams
Total Silica % 38.30 %
Total Carbonate % 61.70 %
Carbonate/Silica Ratio 1.611

General Comments:

None

Description

Worked By: M. Ladle

Pre-Digestion Grain Size Distribution

Onshore Grab Sample

Sample: SA-19

Total Sample Mass: 56.894 grams

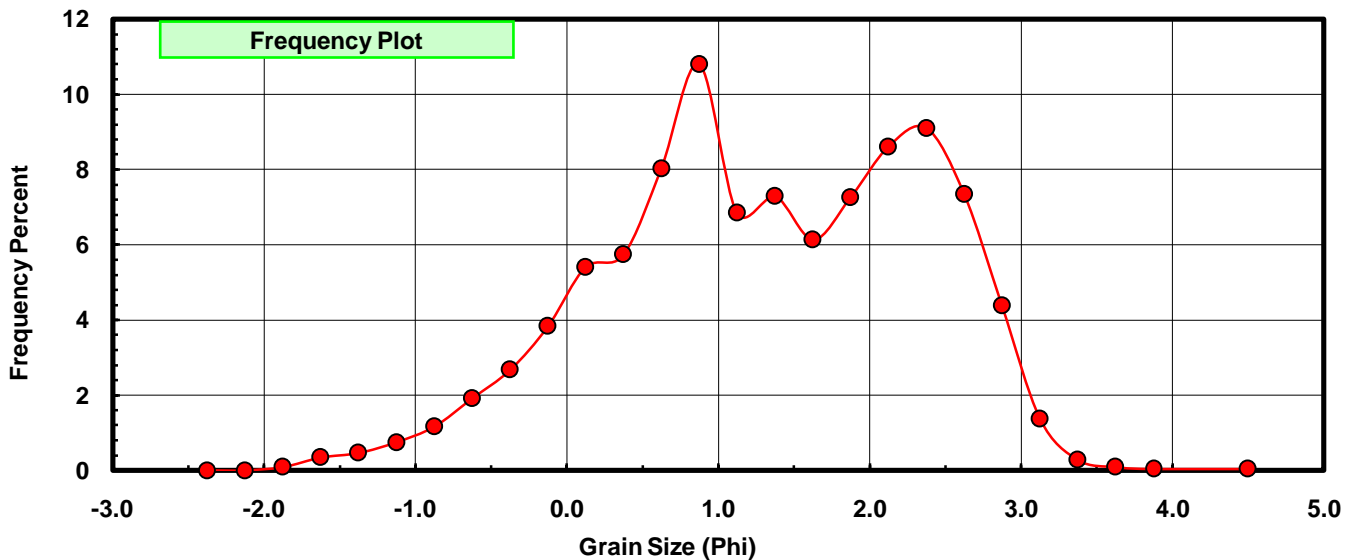
Sieve Size (phi)	Sieve Midpt (phi)	Weight (grams)	Freq Weight %	Cumulative Weight %
-2.25	-2.375	0.000	0.000	0.000
-2.00	-2.125	0.000	0.000	0.000
-1.75	-1.875	0.053	0.093	0.093
-1.50	-1.625	0.196	0.345	0.438
-1.25	-1.375	0.263	0.462	0.900
-1.00	-1.125	0.425	0.747	1.647
-0.75	-0.875	0.661	1.162	2.809
-0.50	-0.625	1.089	1.914	4.723
-0.25	-0.375	1.521	2.673	7.396
0.00	-0.125	2.182	3.835	11.231
0.25	0.125	3.076	5.407	16.638
0.50	0.375	3.265	5.739	22.377
0.75	0.625	4.567	8.027	30.404
1.00	0.875	6.148	10.806	41.210
1.25	1.125	3.894	6.844	48.054
1.50	1.375	4.148	7.291	55.345
1.75	1.625	3.492	6.138	61.483
2.00	1.875	4.133	7.264	68.747
2.25	2.125	4.896	8.605	77.353
2.50	2.375	5.177	9.099	86.452
2.75	2.625	4.183	7.352	93.804
3.00	2.875	2.494	4.384	98.188
3.25	3.125	0.776	1.364	99.552
3.50	3.375	0.160	0.281	99.833
3.75	3.625	0.049	0.086	99.919
4.00	3.875	0.024	0.042	99.961
5.00	4.50	0.022	0.039	100.000

Statistical Results			
Mean:	1.3038	phi	(0.4051 mm)
Standard Dev:	1.0475	phi-units	(0.4838 mm)
Skewness:	-0.2869	dimensionless	
Kurtosis:	2.4158	dimensionless	
5th Moment:	-2.1466	dimensionless	
6th Moment:	9.4970	dimensionless	
RARD *	0.8034	dimensionless	
Median	1.1917	phi	(0.4378 mm)

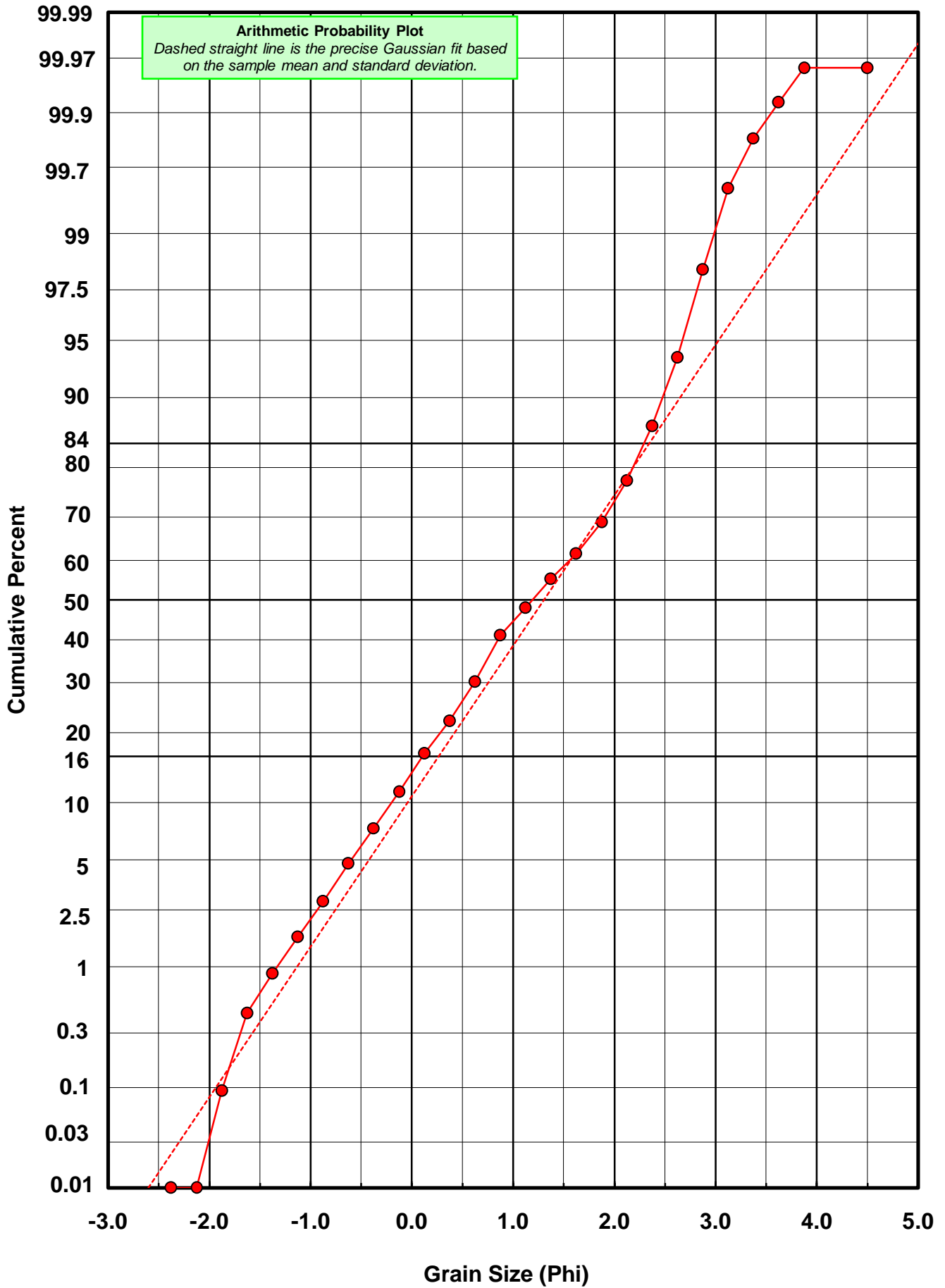
* RARD = reciprocal absolute relative dispersion (see below)

Statistical Explanation	
Calculations based on the Method of Moments	
Skewness: 3rd Stand. Moment; Exact Gaussian = 0.0	
Kurtosis: 4th Stand. Moment; Exact Gaussian = 3.0	
For Further Explanation, See Basille et al. 2002	
Millimeter data calculated by $mm = 2^{-(\phi)}$	

Reciprocal Absolute Relative Dispersion (RARD) Scale	
< 0.5	Excellent homogeneity (e.g., beaches)
0.5 to 1.0	Good homogeneity
1.0 to 1.33	Fair homogeneity
> 1.33	Poor homogeneity (e.g., glacial)



SA-19



Carbonate Grain Size Distribution

Onshore Grab Sample

Sample: SA-19

Total Carbonate Mass: 35.154 grams

% Carbonate: 61.7 %

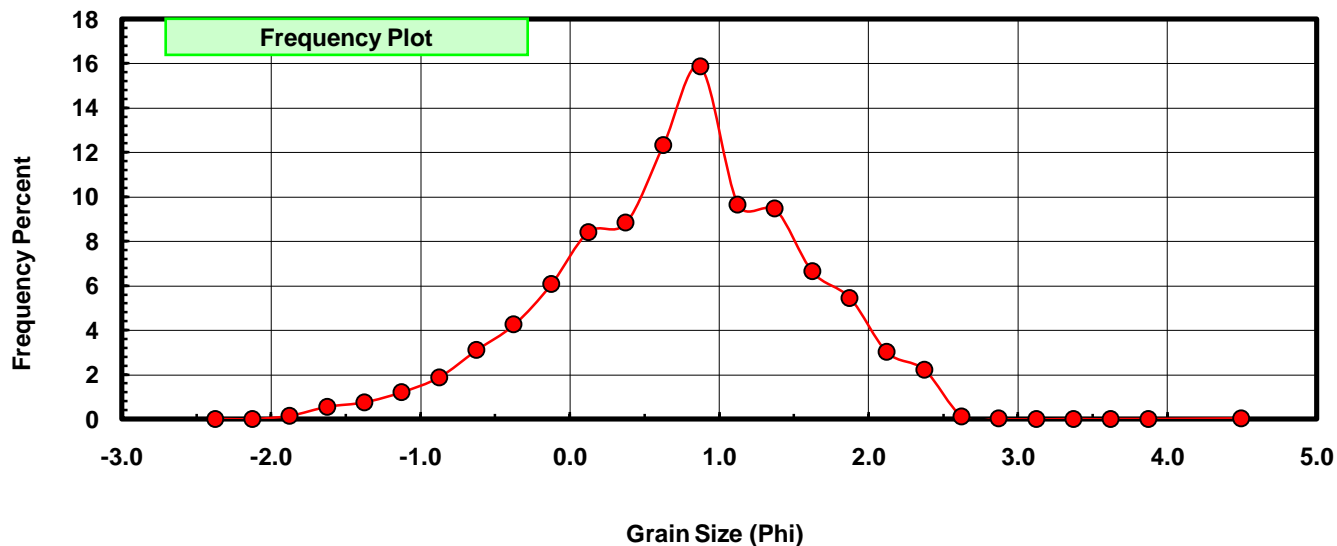
Sieve Size (phi)	Sieve Midpt (phi)	Weight (grams)	Freq Weight %	Cumulative Weight %
-2.25	-2.375	0.000	0.000	0.000
-2.00	-2.125	0.000	0.000	0.000
-1.75	-1.875	0.053	0.151	0.151
-1.50	-1.625	0.196	0.558	0.708
-1.25	-1.375	0.263	0.748	1.456
-1.00	-1.125	0.425	1.209	2.665
-0.75	-0.875	0.661	1.880	4.546
-0.50	-0.625	1.089	3.098	7.644
-0.25	-0.375	1.493	4.247	11.891
0.00	-0.125	2.131	6.062	17.952
0.25	0.125	2.960	8.420	26.373
0.50	0.375	3.104	8.830	35.202
0.75	0.625	4.327	12.309	47.511
1.00	0.875	5.576	15.862	63.373
1.25	1.125	3.393	9.652	73.024
1.50	1.375	3.326	9.461	82.486
1.75	1.625	2.335	6.642	89.128
2.00	1.875	1.915	5.447	94.575
2.25	2.125	1.060	3.015	97.591
2.50	2.375	0.781	2.222	99.812
2.75	2.625	0.045	0.128	99.940
3.00	2.875	0.005	0.014	99.954
3.25	3.125	0.000	0.000	99.954
3.50	3.375	0.000	0.000	99.954
3.75	3.625	0.000	0.000	99.954
4.00	3.875	0.002	0.006	99.960
5.00	4.500	0.014	0.040	100.000

Statistical Results			
Mean:	0.7356	phi	(0.6006 mm)
Standard Dev:	0.8325	phi-units	(0.5616 mm)
Skewness:	-0.2772	dimensionless	
Kurtosis:	3.0204	dimensionless	
5th Moment:	-1.8112	dimensionless	
6th Moment:	16.4060	dimensionless	
RARD *	1.1316	dimensionless	
Median	0.6642	phi	(0.631 mm)

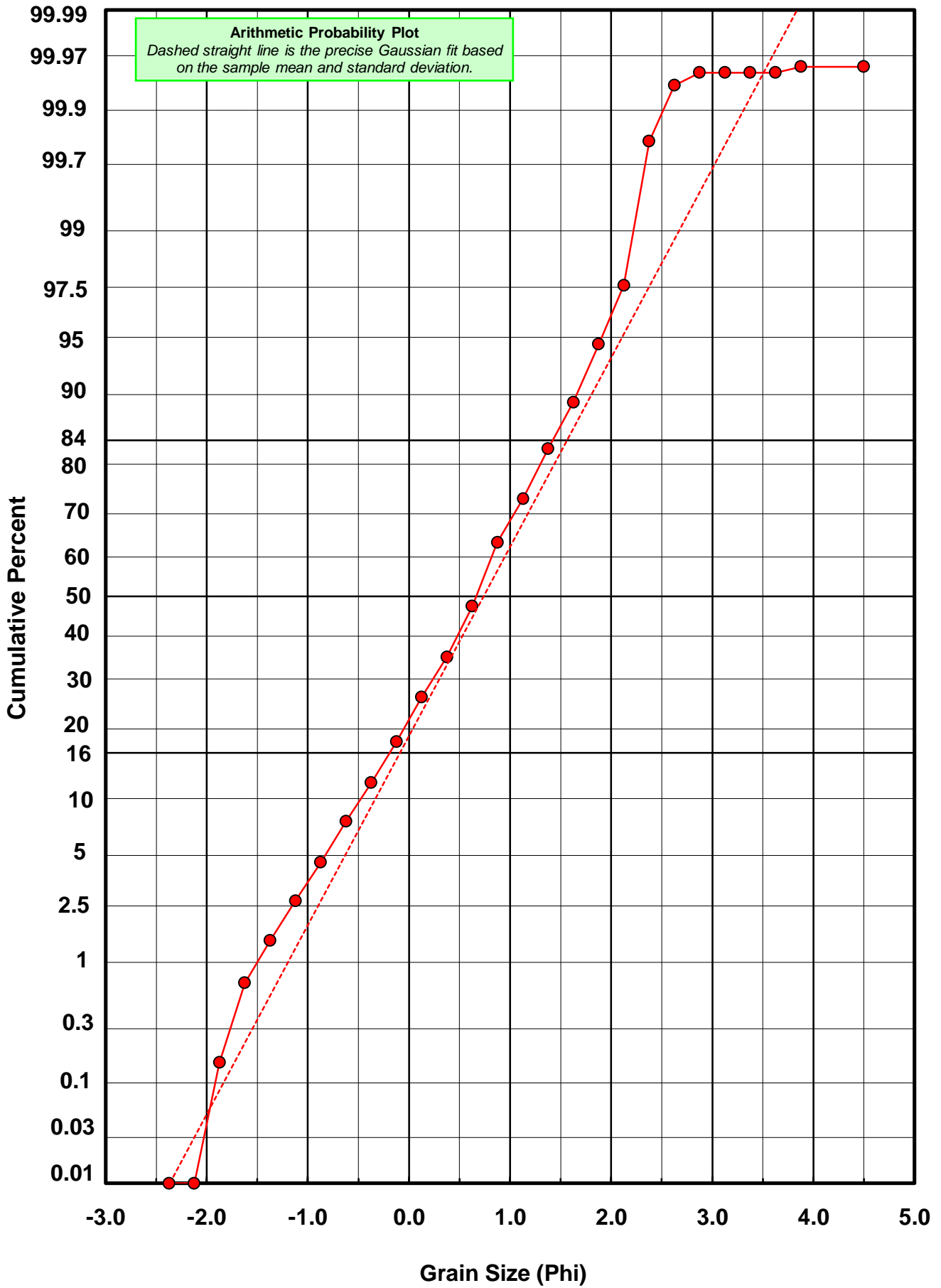
* RARD = reciprocal absolute relative dispersion (see below)

Statistical Explanation	
Calculations based on the Method of Moments	
Skewness: 3rd Stand. Moment; Exact Gaussian = 0.0	
Kurtosis: 4th Stand. Moment; Exact Gaussian = 3.0	
For Further Explanation, See Basille et al. 2002	
Millimeter data calculated by $mm = 2^{-(\phi)}$	

Reciprocal Absolute Relative Dispersion (RARD) Scale	
< 0.5	Excellent homogeneity (e.g., beaches)
0.5 to 1.0	Good homogeneity
1.0 to 1.33	Fair homogeneity
> 1.33	Poor homogeneity (e.g., glacial)



SA-19



Post-Digestion Grain Size Distribution

Onshore Grab Sample

Sample: SA-19

Total Digested Mass: 21.788 grams

% Silica: 38.3 %

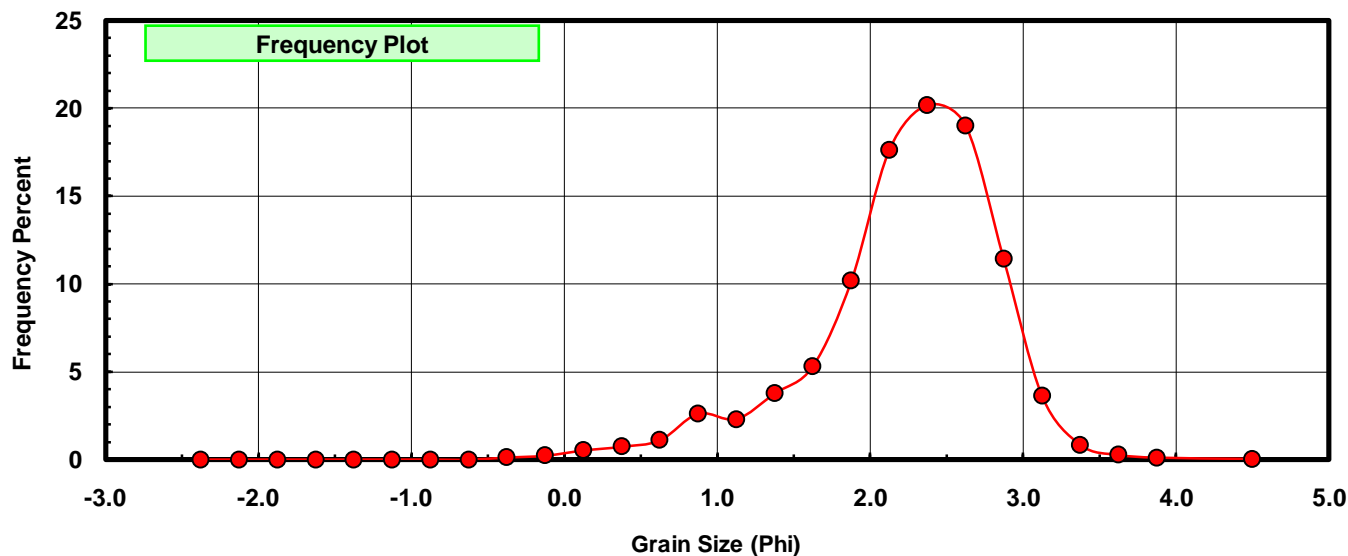
Sieve Size (phi)	Sieve Midpt (phi)	Weight (grams)	Freq Weight %	Cumulative Weight %
-2.25	-2.375	0.000	0.000	0.000
-2.00	-2.125	0.000	0.000	0.000
-1.75	-1.875	0.000	0.000	0.000
-1.50	-1.625	0.000	0.000	0.000
-1.25	-1.375	0.000	0.000	0.000
-1.00	-1.125	0.000	0.000	0.000
-0.75	-0.875	0.000	0.000	0.000
-0.50	-0.625	0.000	0.000	0.000
-0.25	-0.375	0.028	0.129	0.129
0.00	-0.125	0.051	0.234	0.363
0.25	0.125	0.116	0.532	0.895
0.50	0.375	0.161	0.739	1.634
0.75	0.625	0.240	1.102	2.735
1.00	0.875	0.572	2.625	5.361
1.25	1.125	0.501	2.299	7.660
1.50	1.375	0.822	3.773	11.433
1.75	1.625	1.157	5.310	16.743
2.00	1.875	2.218	10.180	26.923
2.25	2.125	3.836	17.606	44.529
2.50	2.375	4.396	20.176	64.705
2.75	2.625	4.138	18.992	83.697
3.00	2.875	2.489	11.424	95.121
3.25	3.125	0.791	3.630	98.752
3.50	3.375	0.182	0.835	99.587
3.75	3.625	0.060	0.275	99.862
4.00	3.875	0.022	0.101	99.963
5.00	4.500	0.008	0.037	100.000

Statistical Results			
Mean:	2.2249	phi	(0.2139 mm)
Standard Dev:	0.6215	phi-units	(0.65 mm)
Skewness:	-0.9982	dimensionless	
Kurtosis:	4.4463	dimensionless	
5th Moment:	-10.0179	dimensionless	
6th Moment:	37.9141	dimensionless	
RARD *	0.2793	dimensionless	
Median	2.1928	phi	(0.2187 mm)

* RARD = reciprocal absolute relative dispersion (see below)

Statistical Explanation	
Calculations based on the Method of Moments	
Skewness: 3rd Stand. Moment; Exact Gaussian = 0.0	
Kurtosis: 4th Stand. Moment; Exact Gaussian = 3.0	
For Further Explanation, See Basille et al. 2002	
Millimeter data calculated by $mm = 2^{-(\phi)}$	

Reciprocal Absolute Relative Dispersion (RARD) Scale	
< 0.5	Excellent homogeneity (e.g., beaches)
0.5 to 1.0	Good homogeneity
1.0 to 1.33	Fair homogeneity
> 1.33	Poor homogeneity (e.g., glacial)



SA-19

