

Onshore Grab Sample

Sample: SA-16
Sample Taken By: D. Phelps
Sample Collected On: 12/15/09
Splits? N/A

County: Sarasota
Latitude: 27° 13' 42.3"
Longitude: 82° 31' 20.1"
Datum: WGS 84
Surf. Elev: N/A
Datum: N/A

Fine Data Summary

Total Sample Weight 66.311 grams
Total Fines in Sample 0.350 grams
Total Percent Fines 0.53 %

Dry Sieving Summary

Total Sample Weight 66.147 grams
Total Digested Weight 17.085 grams
Total Carbonate Weight 49.062 grams
Total Silica % 25.83 %
Total Carbonate % 74.17 %
Carbonate/Silica Ratio 2.872

General Comments:

None

Description

Worked By: M. Ladle

Pre-Digestion Grain Size Distribution

Onshore Grab Sample

Sample: SA-16

Total Sample Mass: 66.147 grams

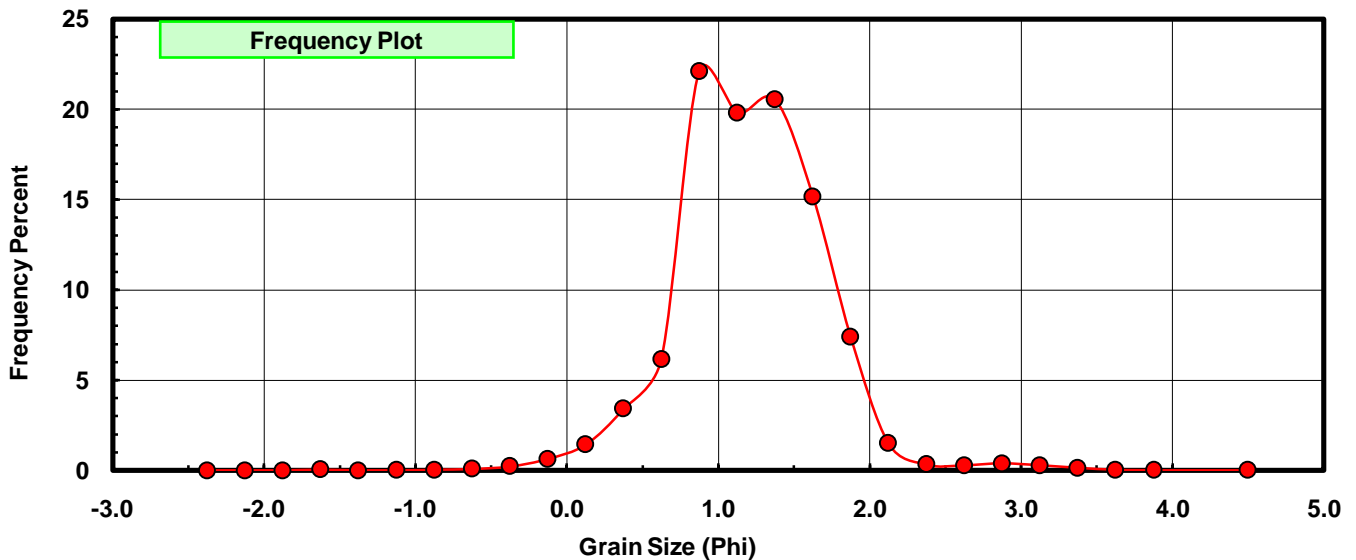
Sieve Size (phi)	Sieve Midpt (phi)	Weight (grams)	Freq Weight %	Cumulative Weight %
-2.25	-2.375	0.000	0.000	0.000
-2.00	-2.125	0.000	0.000	0.000
-1.75	-1.875	0.000	0.000	0.000
-1.50	-1.625	0.032	0.048	0.048
-1.25	-1.375	0.000	0.000	0.048
-1.00	-1.125	0.012	0.018	0.067
-0.75	-0.875	0.019	0.029	0.095
-0.50	-0.625	0.054	0.082	0.177
-0.25	-0.375	0.145	0.219	0.396
0.00	-0.125	0.414	0.626	1.022
0.25	0.125	0.947	1.432	2.454
0.50	0.375	2.254	3.408	5.861
0.75	0.625	4.076	6.162	12.023
1.00	0.875	14.625	22.110	34.133
1.25	1.125	13.106	19.813	53.947
1.50	1.375	13.592	20.548	74.495
1.75	1.625	10.032	15.166	89.661
2.00	1.875	4.888	7.390	97.051
2.25	2.125	0.990	1.497	98.547
2.50	2.375	0.215	0.325	98.872
2.75	2.625	0.187	0.283	99.155
3.00	2.875	0.256	0.387	99.542
3.25	3.125	0.179	0.271	99.813
3.50	3.375	0.084	0.127	99.940
3.75	3.625	0.020	0.030	99.970
4.00	3.875	0.012	0.018	99.988
5.00	4.50	0.008	0.012	100.000

Statistical Results			
Mean:	1.2068	phi	(0.4332 mm)
Standard Dev:	0.4848	phi-units	(0.7146 mm)
Skewness:	0.1658	dimensionless	
Kurtosis:	5.6312	dimensionless	
5th Moment:	4.0216	dimensionless	
6th Moment:	87.4091	dimensionless	
RARD *	0.4017	dimensionless	
Median	1.0752	phi	(0.4746 mm)

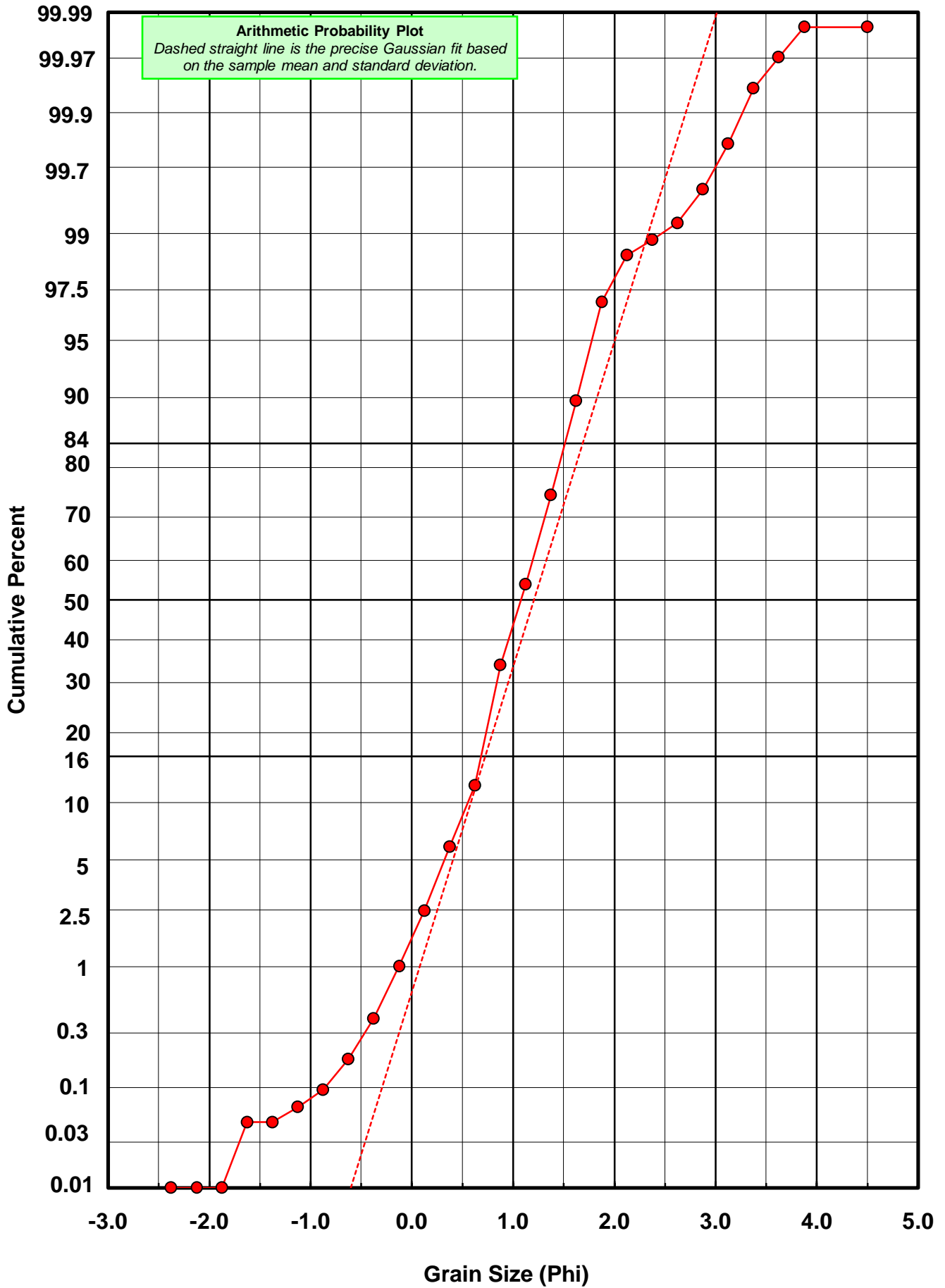
* RARD = reciprocal absolute relative dispersion (see below)

Statistical Explanation	
Calculations based on the Method of Moments	
Skewness: 3rd Stand. Moment; Exact Gaussian = 0.0	
Kurtosis: 4th Stand. Moment; Exact Gaussian = 3.0	
For Further Explanation, See Basille et al. 2002	
Millimeter data calculated by $mm = 2^{-(\phi)}$	

Reciprocal Absolute Relative Dispersion (RARD) Scale	
< 0.5	Excellent homogeneity (e.g., beaches)
0.5 to 1.0	Good homogeneity
1.0 to 1.33	Fair homogeneity
> 1.33	Poor homogeneity (e.g., glacial)



SA-16



Carbonate Grain Size Distribution

Onshore Grab Sample

Sample: SA-16

Total Carbonate Mass: 49.463 grams

% Carbonate: 74.2 %

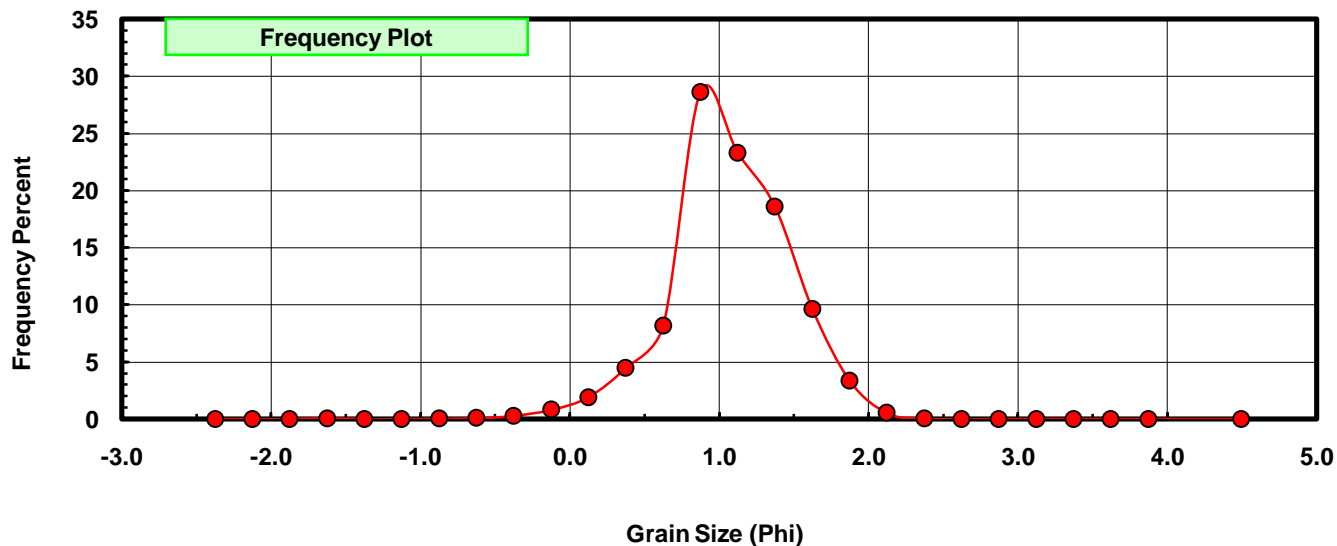
Sieve Size (phi)	Sieve Midpt (phi)	Weight (grams)	Freq Weight %	Cumulative Weight %
-2.25	-2.375	0.000	0.000	0.000
-2.00	-2.125	0.000	0.000	0.000
-1.75	-1.875	0.000	0.000	0.000
-1.50	-1.625	0.032	0.065	0.065
-1.25	-1.375	0.000	0.000	0.065
-1.00	-1.125	0.012	0.024	0.089
-0.75	-0.875	0.019	0.038	0.127
-0.50	-0.625	0.054	0.109	0.237
-0.25	-0.375	0.145	0.293	0.530
0.00	-0.125	0.414	0.837	1.367
0.25	0.125	0.947	1.915	3.281
0.50	0.375	2.223	4.494	7.776
0.75	0.625	4.046	8.180	15.955
1.00	0.875	14.154	28.615	44.571
1.25	1.125	11.507	23.264	67.835
1.50	1.375	9.185	18.569	86.404
1.75	1.625	4.773	9.650	96.054
2.00	1.875	1.660	3.356	99.410
2.25	2.125	0.263	0.532	99.941
2.50	2.375	0.029	0.059	100.000
2.75	2.625	0.000	0.000	100.000
3.00	2.875	0.000	0.000	100.000
3.25	3.125	0.000	0.000	100.000
3.50	3.375	0.000	0.000	100.000
3.75	3.625	0.000	0.000	100.000
4.00	3.875	0.000	0.000	100.000
5.00	4.500	0.000	0.000	100.000

Statistical Results			
Mean:	1.0657	phi	(0.4777 mm)
Standard Dev:	0.4175	phi-units	(0.7487 mm)
Skewness:	-0.5335	dimensionless	
Kurtosis:	4.9046	dimensionless	
5th Moment:	-13.1340	dimensionless	
6th Moment:	79.0841	dimensionless	
RARD *	0.3917	dimensionless	
Median	0.9333	phi	(0.5236 mm)

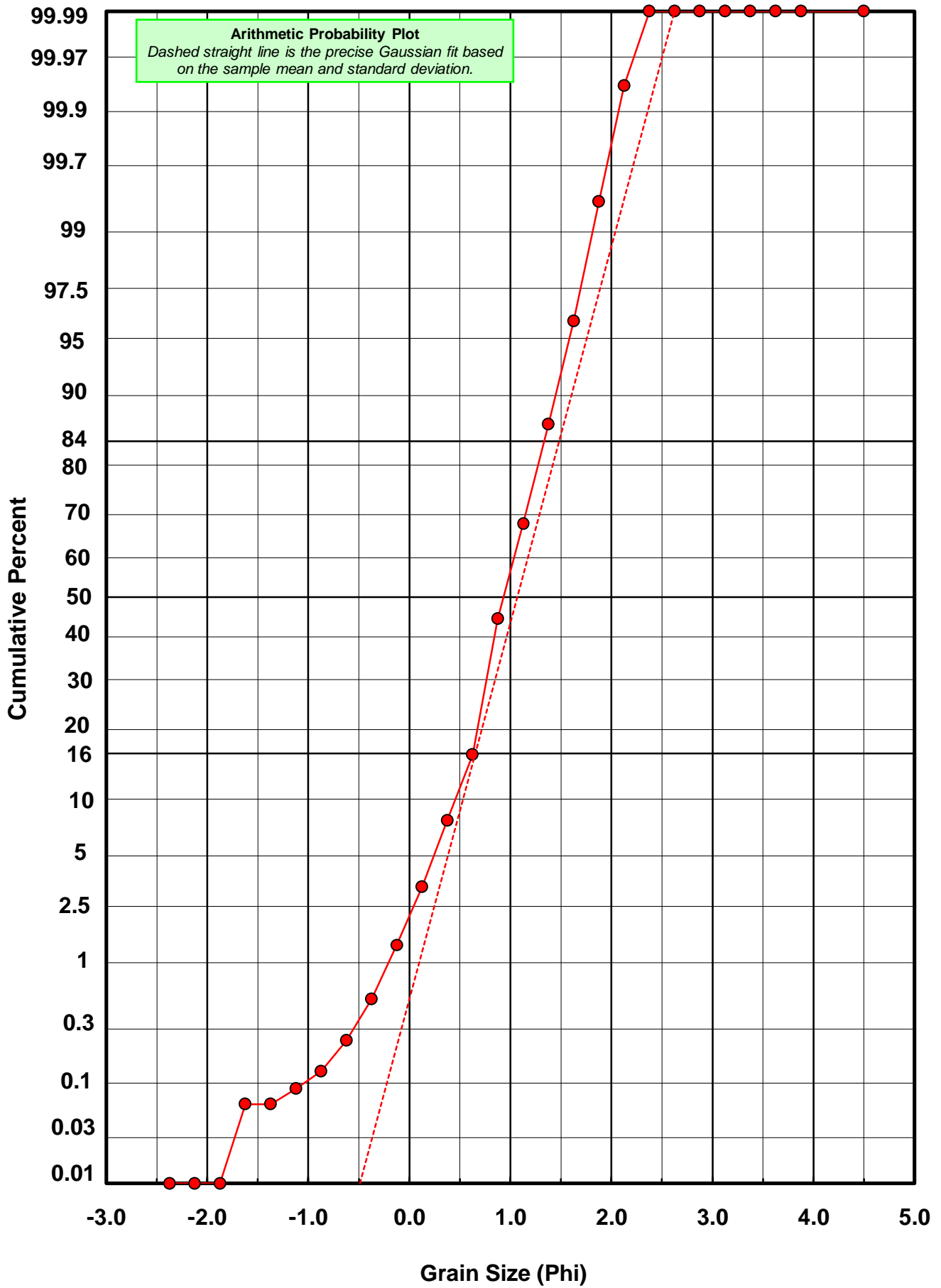
* RARD = reciprocal absolute relative dispersion (see below)

Statistical Explanation	
Calculations based on the Method of Moments	
Skewness: 3rd Stand. Moment; Exact Gaussian = 0.0	
Kurtosis: 4th Stand. Moment; Exact Gaussian = 3.0	
For Further Explanation, See Basille et al. 2002	
Millimeter data calculated by $mm = 2^{-(\phi)}$	

Reciprocal Absolute Relative Dispersion (RARD) Scale	
< 0.5	Excellent homogeneity (e.g., beaches)
0.5 to 1.0	Good homogeneity
1.0 to 1.33	Fair homogeneity
> 1.33	Poor homogeneity (e.g., glacial)



SA-16



Post-Digestion Grain Size Distribution

Onshore Grab Sample

Sample: SA-16

Total Digested Mass: 17.085 grams

% Silica: 25.8 %

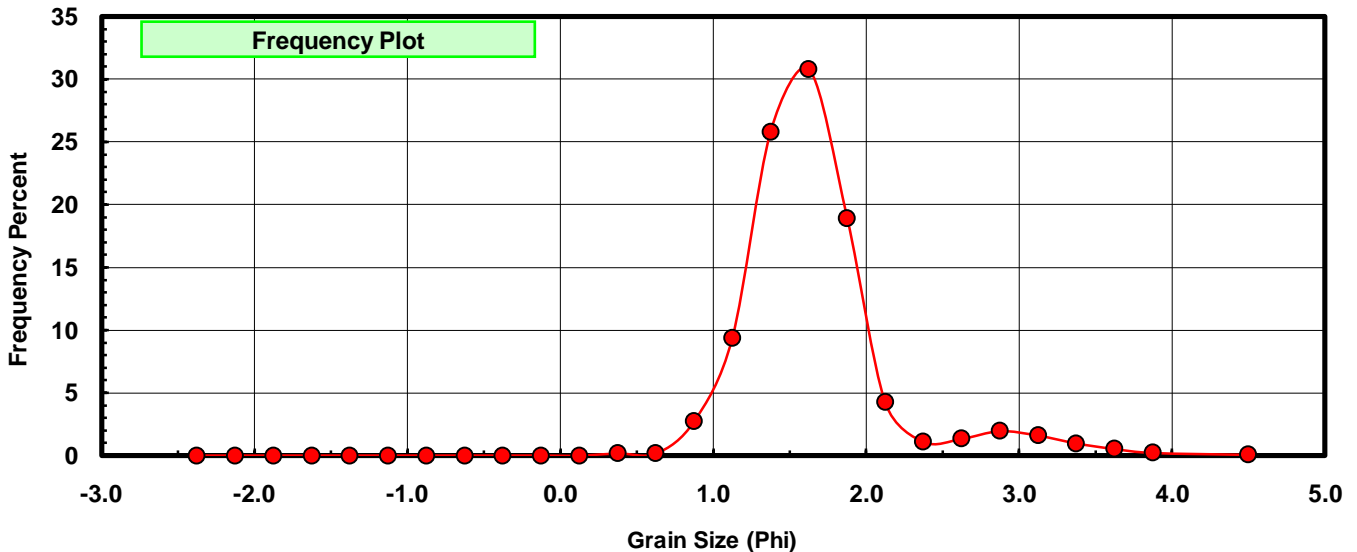
Sieve Size (phi)	Sieve Midpt (phi)	Weight (grams)	Freq Weight %	Cumulative Weight %
-2.25	-2.375	0.000	0.000	0.000
-2.00	-2.125	0.000	0.000	0.000
-1.75	-1.875	0.000	0.000	0.000
-1.50	-1.625	0.000	0.000	0.000
-1.25	-1.375	0.000	0.000	0.000
-1.00	-1.125	0.000	0.000	0.000
-0.75	-0.875	0.000	0.000	0.000
-0.50	-0.625	0.000	0.000	0.000
-0.25	-0.375	0.000	0.000	0.000
0.00	-0.125	0.000	0.000	0.000
0.25	0.125	0.000	0.000	0.000
0.50	0.375	0.031	0.181	0.181
0.75	0.625	0.030	0.176	0.357
1.00	0.875	0.471	2.757	3.114
1.25	1.125	1.599	9.359	12.473
1.50	1.375	4.407	25.795	38.267
1.75	1.625	5.259	30.781	69.049
2.00	1.875	3.228	18.894	87.943
2.25	2.125	0.727	4.255	92.198
2.50	2.375	0.186	1.089	93.287
2.75	2.625	0.231	1.352	94.639
3.00	2.875	0.337	1.972	96.611
3.25	3.125	0.276	1.615	98.227
3.50	3.375	0.164	0.960	99.186
3.75	3.625	0.090	0.527	99.713
4.00	3.875	0.037	0.217	99.930
5.00	4.500	0.012	0.070	100.000

Statistical Results			
Mean:	1.6623	phi	(0.3159 mm)
Standard Dev:	0.4993	phi-units	(0.7074 mm)
Skewness:	1.6671	dimensionless	
Kurtosis:	7.1555	dimensionless	
5th Moment:	23.6640	dimensionless	
6th Moment:	97.1375	dimensionless	
RARD *	0.3004	dimensionless	
Median	1.4703	phi	(0.3609 mm)

* RARD = reciprocal absolute relative dispersion (see below)

Statistical Explanation	
Calculations based on the Method of Moments	
Skewness: 3rd Stand. Moment; Exact Gaussian = 0.0	
Kurtosis: 4th Stand. Moment; Exact Gaussian = 3.0	
For Further Explanation, See Basille et al. 2002	
Millimeter data calculated by $mm = 2^{-(\phi)}$	

Reciprocal Absolute Relative Dispersion (RARD) Scale	
< 0.5	Excellent homogeneity (e.g., beaches)
0.5 to 1.0	Good homogeneity
1.0 to 1.33	Fair homogeneity
> 1.33	Poor homogeneity (e.g., glacial)



SA-16

