

Onshore Grab Sample

Sample: SA-14-BB
Sample Taken By: D. Phelps
Sample Collected On: 12/3/09
Splits? N/A

County: Sarasota
Latitude: 27° 15' 5.7"
Longitude: 82° 32' 15.3"
Datum: WGS 84
Surf. Elev: N/A
Datum: N/A

Fine Data Summary

Total Sample Weight 52.452 grams
Total Fines in Sample 0.039 grams
Total Percent Fines 0.07 %

Dry Sieving Summary

Total Sample Weight 64.556 grams
Total Digested Weight 51.606 grams
Total Carbonate Weight 12.950 grams
Total Silica % 79.94 %
Total Carbonate % 20.06 %
Carbonate/Silica Ratio 0.251

General Comments:

None

Description

Worked By: M. Ladle

Pre-Digestion Grain Size Distribution

Onshore Grab Sample

Sample: SA-14-BB

Total Sample Mass: 64.556 grams

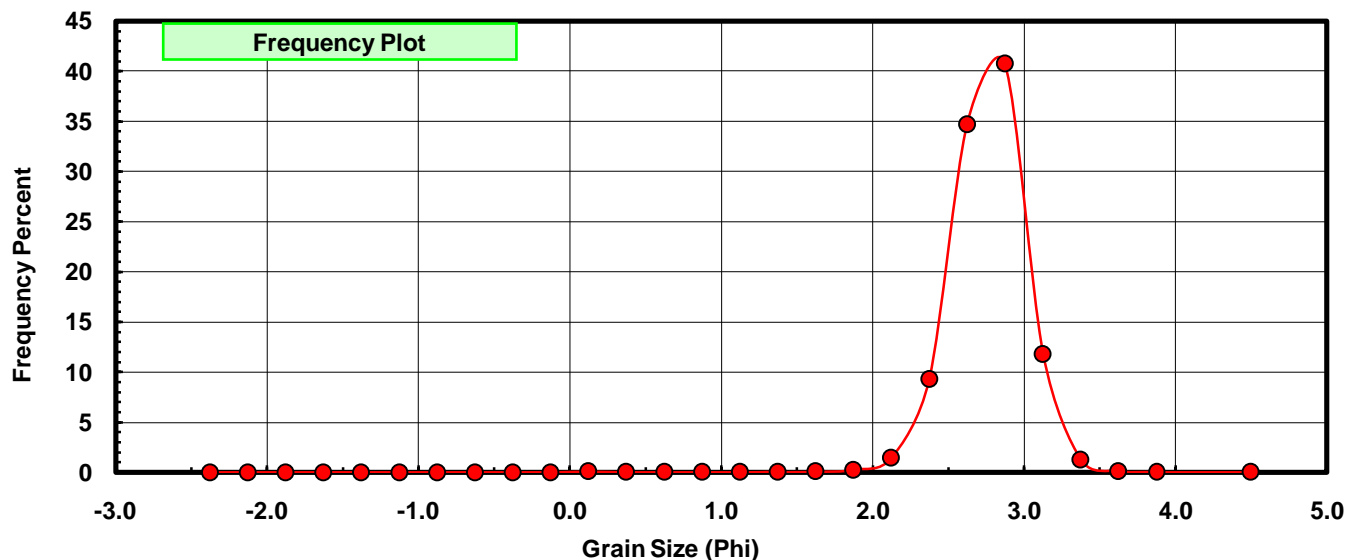
Sieve Size (phi)	Sieve Midpt (phi)	Weight (grams)	Freq Weight %	Cumulative Weight %
-2.25	-2.375	0.000	0.000	0.000
-2.00	-2.125	0.000	0.000	0.000
-1.75	-1.875	0.000	0.000	0.000
-1.50	-1.625	0.000	0.000	0.000
-1.25	-1.375	0.000	0.000	0.000
-1.00	-1.125	0.000	0.000	0.000
-0.75	-0.875	0.000	0.000	0.000
-0.50	-0.625	0.000	0.000	0.000
-0.25	-0.375	0.000	0.000	0.000
0.00	-0.125	0.000	0.000	0.000
0.25	0.125	0.059	0.091	0.091
0.50	0.375	0.016	0.025	0.116
0.75	0.625	0.018	0.028	0.144
1.00	0.875	0.020	0.031	0.175
1.25	1.125	0.018	0.028	0.203
1.50	1.375	0.025	0.039	0.242
1.75	1.625	0.045	0.070	0.311
2.00	1.875	0.164	0.254	0.565
2.25	2.125	0.929	1.439	2.004
2.50	2.375	6.015	9.317	11.322
2.75	2.625	22.414	34.720	46.042
3.00	2.875	26.295	40.732	86.774
3.25	3.125	7.623	11.808	98.583
3.50	3.375	0.812	1.258	99.840
3.75	3.625	0.076	0.118	99.958
4.00	3.875	0.019	0.029	99.988
5.00	4.50	0.008	0.012	100.000

Statistical Results			
Mean:	2.7591	phi	(0.1477 mm)
Standard Dev:	0.2627	phi-units	(0.8335 mm)
Skewness:	-1.5952	dimensionless	
Kurtosis:	16.7504	dimensionless	
5th Moment:	-129.8262	dimensionless	
6th Moment:	1262.4636	dimensionless	
RARD *	0.0952	dimensionless	
Median	2.6493	phi	(0.1594 mm)

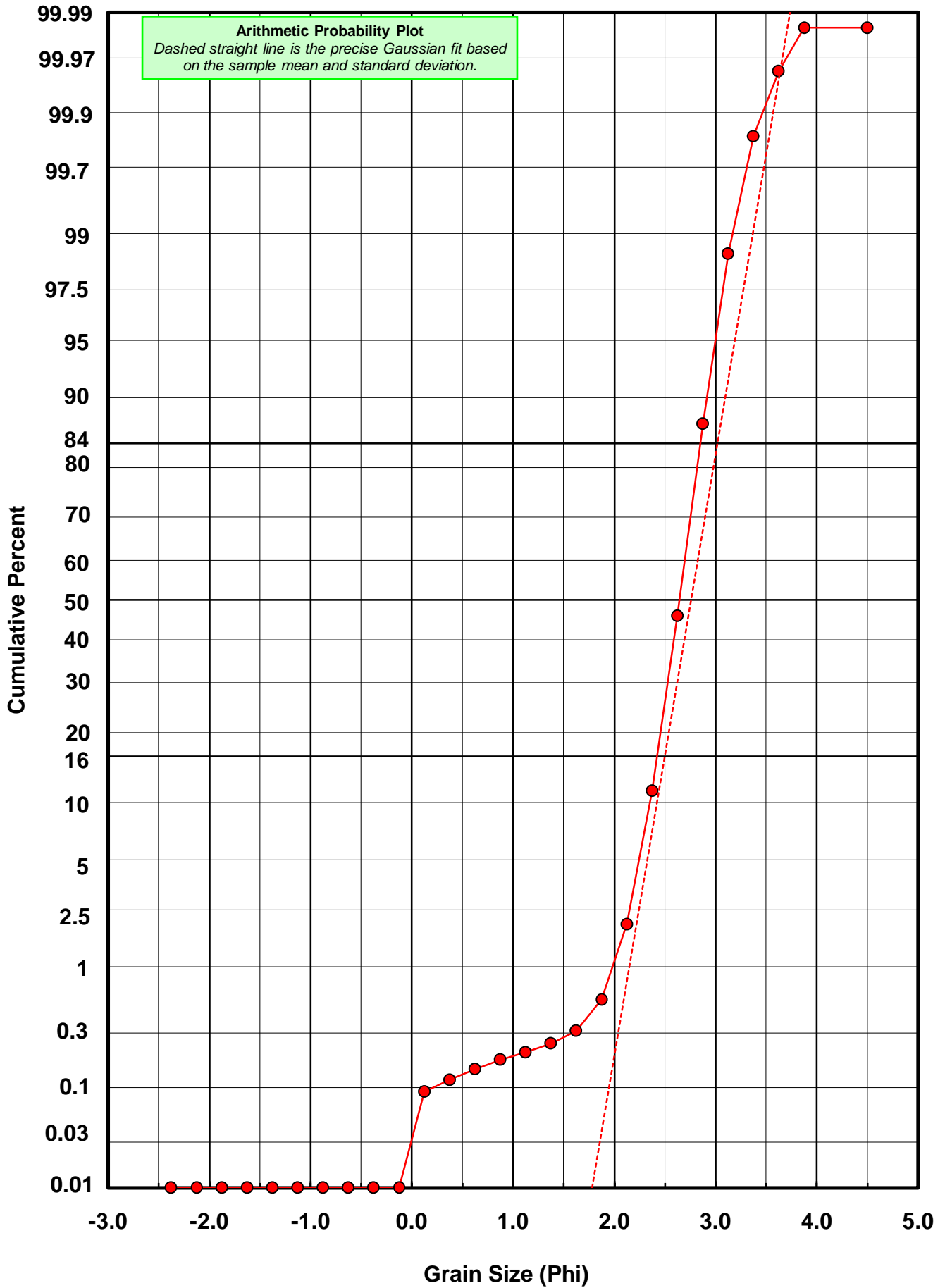
* RARD = reciprocal absolute relative dispersion (see below)

Statistical Explanation	
Calculations based on the Method of Moments	
Skewness: 3rd Stand. Moment; Exact Gaussian = 0.0	
Kurtosis: 4th Stand. Moment; Exact Gaussian = 3.0	
For Further Explanation, See Basille et al. 2002	
Millimeter data calculated by $mm = 2^{-(\phi)}$	

Reciprocal Absolute Relative Dispersion (RARD) Scale	
< 0.5	Excellent homogeneity (e.g., beaches)
0.5 to 1.0	Good homogeneity
1.0 to 1.33	Fair homogeneity
> 1.33	Poor homogeneity (e.g., glacial)



SA-14-BB



Carbonate Grain Size Distribution

Onshore Grab Sample

Sample: SA-14-BB

Total Carbonate Mass: 13.610 grams

% Carbonate: 20.1 %

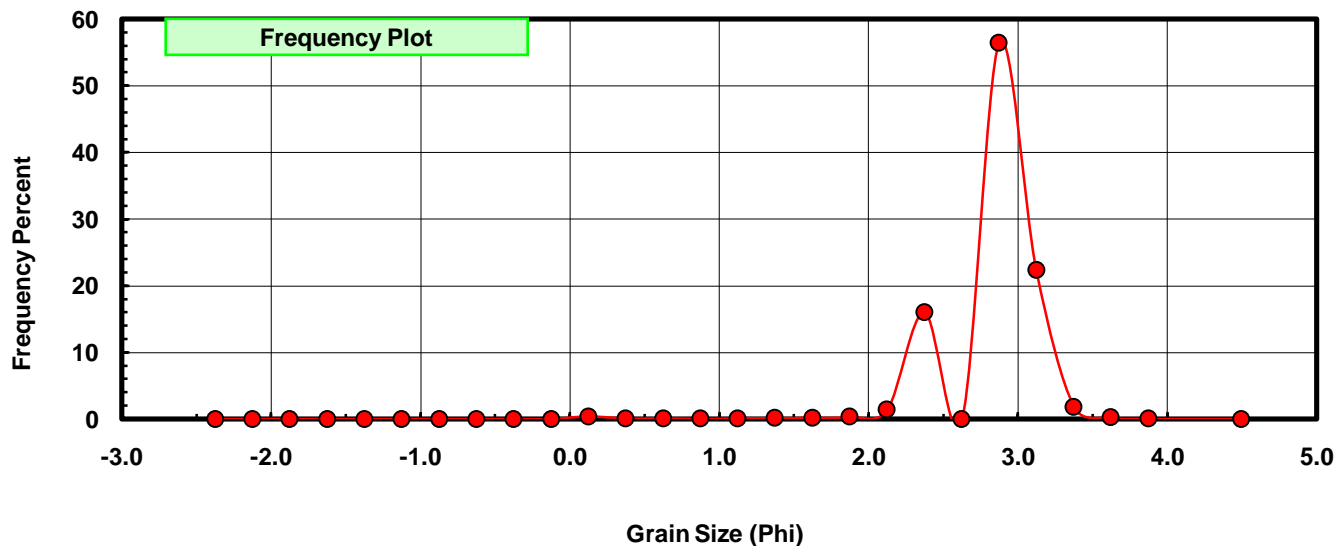
Sieve Size (phi)	Sieve Midpt (phi)	Weight (grams)	Freq Weight %	Cumulative Weight %
-2.25	-2.375	0.000	0.000	0.000
-2.00	-2.125	0.000	0.000	0.000
-1.75	-1.875	0.000	0.000	0.000
-1.50	-1.625	0.000	0.000	0.000
-1.25	-1.375	0.000	0.000	0.000
-1.00	-1.125	0.000	0.000	0.000
-0.75	-0.875	0.000	0.000	0.000
-0.50	-0.625	0.000	0.000	0.000
-0.25	-0.375	0.000	0.000	0.000
0.00	-0.125	0.000	0.000	0.000
0.25	0.125	0.055	0.404	0.404
0.50	0.375	0.016	0.118	0.522
0.75	0.625	0.016	0.118	0.639
1.00	0.875	0.010	0.073	0.713
1.25	1.125	0.013	0.096	0.808
1.50	1.375	0.020	0.147	0.955
1.75	1.625	0.029	0.213	1.168
2.00	1.875	0.050	0.367	1.536
2.25	2.125	0.191	1.403	2.939
2.50	2.375	2.183	16.040	18.979
2.75	2.625	0.000	0.000	18.979
3.00	2.875	7.683	56.451	75.430
3.25	3.125	3.043	22.359	97.788
3.50	3.375	0.252	1.852	99.640
3.75	3.625	0.033	0.242	99.882
4.00	3.875	0.011	0.081	99.963
5.00	4.500	0.005	0.037	100.000

Statistical Results			
Mean:	2.8243	phi	(0.1412 mm)
Standard Dev:	0.3705	phi-units	(0.7735 mm)
Skewness:	-2.9039	dimensionless	
Kurtosis:	19.1890	dimensionless	
5th Moment:	-122.4080	dimensionless	
6th Moment:	854.8313	dimensionless	
RARD *	0.1312	dimensionless	
Median	2.7624	phi	(0.1474 mm)

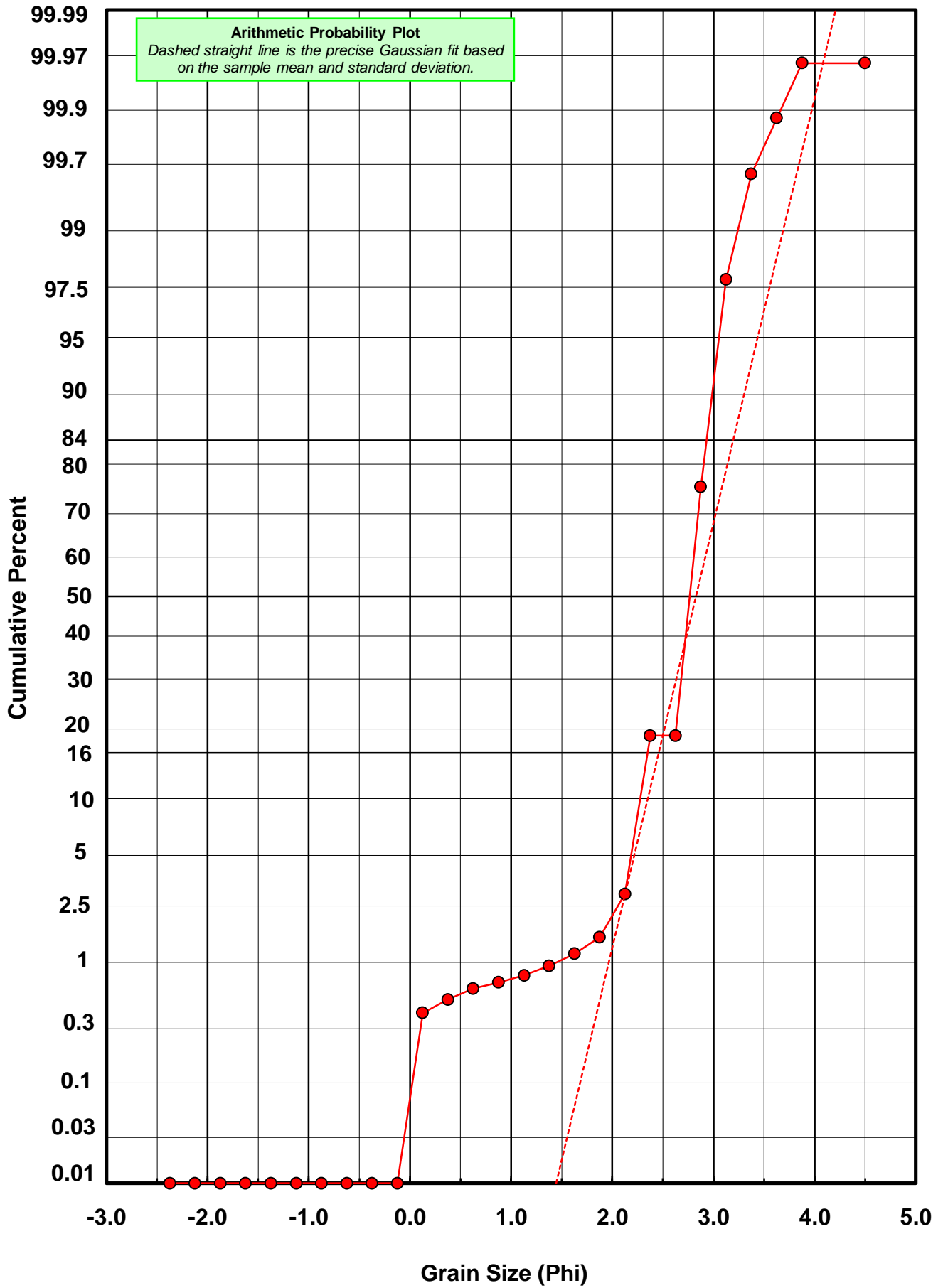
* RARD = reciprocal absolute relative dispersion (see below)

Statistical Explanation	
Calculations based on the Method of Moments	
Skewness: 3rd Stand. Moment; Exact Gaussian = 0.0	
Kurtosis: 4th Stand. Moment; Exact Gaussian = 3.0	
For Further Explanation, See Basille et al. 2002	
Millimeter data calculated by $mm = 2^{-(\phi)}$	

Reciprocal Absolute Relative Dispersion (RARD) Scale	
< 0.5	Excellent homogeneity (e.g., beaches)
0.5 to 1.0	Good homogeneity
1.0 to 1.33	Fair homogeneity
> 1.33	Poor homogeneity (e.g., glacial)



SA-14-BB



Post-Digestion Grain Size Distribution

Onshore Grab Sample

Sample: SA-14-BB

Total Digested Mass: 51.606 grams

% Silica: 79.9 %

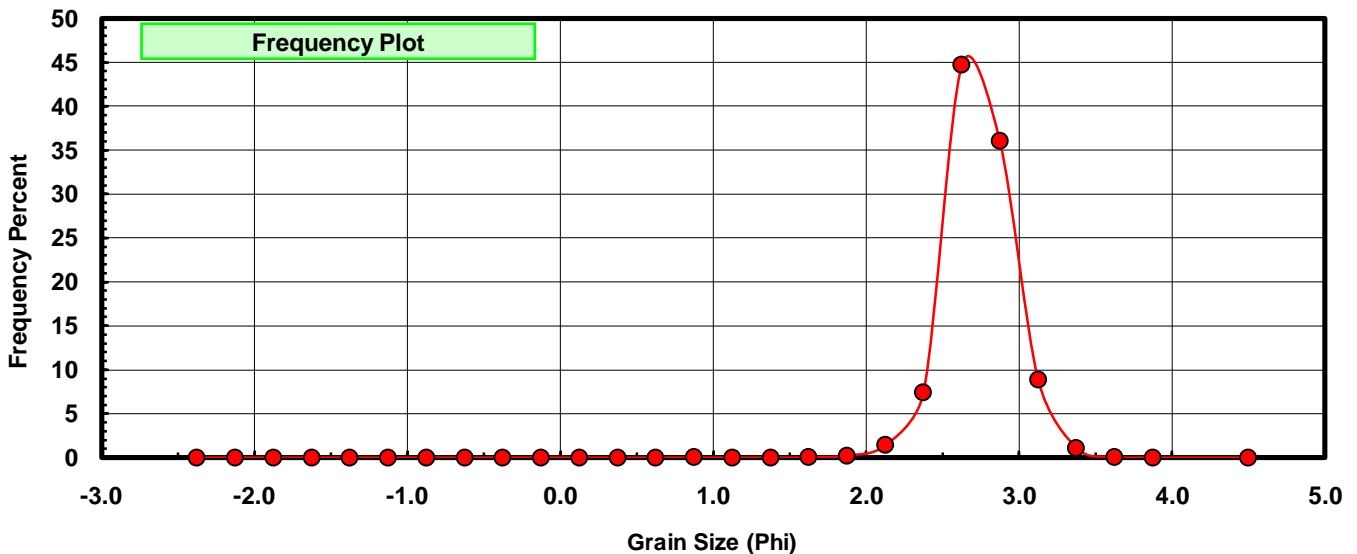
Sieve Size (phi)	Sieve Midpt (phi)	Weight (grams)	Freq Weight %	Cumulative Weight %
-2.25	-2.375	0.000	0.000	0.000
-2.00	-2.125	0.000	0.000	0.000
-1.75	-1.875	0.000	0.000	0.000
-1.50	-1.625	0.000	0.000	0.000
-1.25	-1.375	0.000	0.000	0.000
-1.00	-1.125	0.000	0.000	0.000
-0.75	-0.875	0.000	0.000	0.000
-0.50	-0.625	0.000	0.000	0.000
-0.25	-0.375	0.000	0.000	0.000
0.00	-0.125	0.000	0.000	0.000
0.25	0.125	0.004	0.008	0.008
0.50	0.375	0.000	0.000	0.008
0.75	0.625	0.002	0.004	0.012
1.00	0.875	0.010	0.019	0.031
1.25	1.125	0.005	0.010	0.041
1.50	1.375	0.005	0.010	0.050
1.75	1.625	0.016	0.031	0.081
2.00	1.875	0.114	0.221	0.302
2.25	2.125	0.738	1.430	1.732
2.50	2.375	3.832	7.425	9.158
2.75	2.625	23.074	44.712	53.870
3.00	2.875	18.612	36.066	89.935
3.25	3.125	4.580	8.875	98.810
3.50	3.375	0.560	1.085	99.895
3.75	3.625	0.043	0.083	99.979
4.00	3.875	0.008	0.016	99.994
5.00	4.500	0.003	0.006	100.000

Statistical Results			
Mean:	2.7403	phi	(0.1497 mm)
Standard Dev:	0.2263	phi-units	(0.8549 mm)
Skewness:	-0.2930	dimensionless	
Kurtosis:	7.0283	dimensionless	
5th Moment:	-28.8533	dimensionless	
6th Moment:	339.8966	dimensionless	
RARD *	0.0826	dimensionless	
Median	2.6034	phi	(0.1646 mm)

* RARD = reciprocal absolute relative dispersion (see below)

Statistical Explanation	
Calculations based on the Method of Moments	
Skewness: 3rd Stand. Moment; Exact Gaussian = 0.0	
Kurtosis: 4th Stand. Moment; Exact Gaussian = 3.0	
For Further Explanation, See Basille et al. 2002	
Millimeter data calculated by $mm = 2^{-(\phi)}$	

Reciprocal Absolute Relative Dispersion (RARD) Scale	
< 0.5	Excellent homogeneity (e.g., beaches)
0.5 to 1.0	Good homogeneity
1.0 to 1.33	Fair homogeneity
> 1.33	Poor homogeneity (e.g., glacial)



SA-14-BB

