

Onshore Grab Sample

Sample: SA-13-BB
Sample Taken By: D. Phelps
Sample Collected On: 12/3/09
Splits? N/A

County: Sarasota
Latitude: 27° 15' 45.7"
Longitude: 82° 32' 51.3"
Datum: WGS 84
Surf. Elev: N/A
Datum: N/A

Fine Data Summary

Total Sample Weight	60.059 grams
Total Fines in Sample	0.161 grams
Total Percent Fines	0.27 %

Dry Sieving Summary

Total Sample Weight	59.336 grams
Total Digested Weight	58.575 grams
Total Carbonate Weight	0.761 grams
Total Silica %	98.72 %
Total Carbonate %	1.28 %
Carbonate/Silica Ratio	0.013

General Comments:

None

Description

Worked By: M. Ladle

Pre-Digestion Grain Size Distribution

Onshore Grab Sample

Sample: SA-13-BB

Total Sample Mass: 59.336 grams

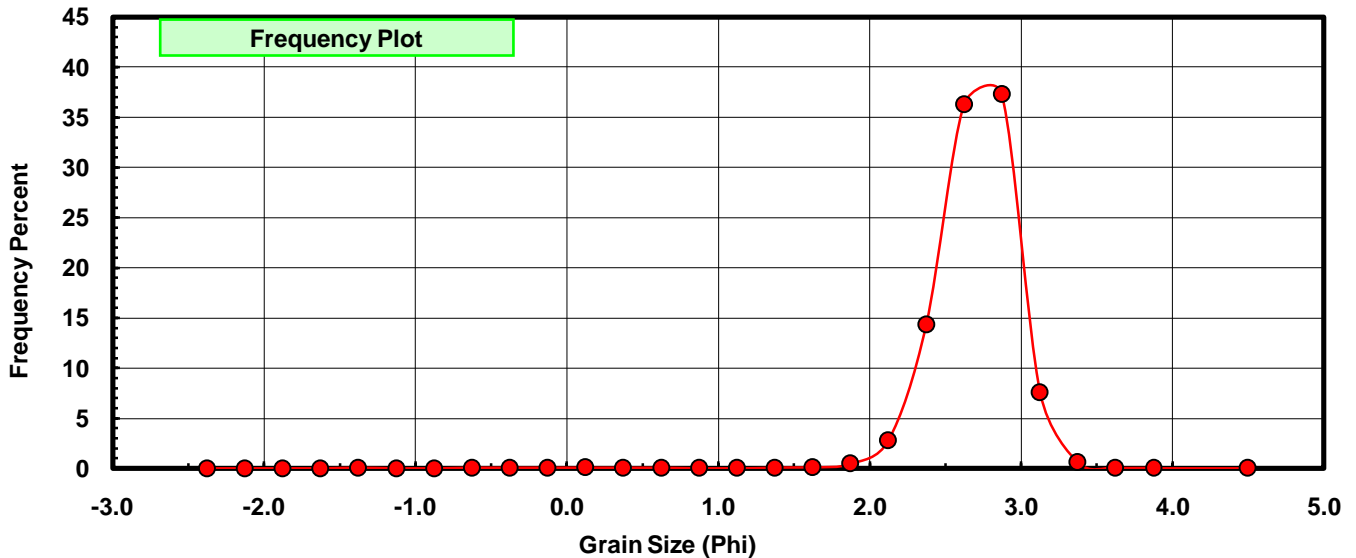
Sieve Size (phi)	Sieve Midpt (phi)	Weight (grams)	Freq Weight %	Cumulative Weight %
-2.25	-2.375	0.000	0.000	0.000
-2.00	-2.125	0.000	0.000	0.000
-1.75	-1.875	0.000	0.000	0.000
-1.50	-1.625	0.000	0.000	0.000
-1.25	-1.375	0.021	0.035	0.035
-1.00	-1.125	0.000	0.000	0.035
-0.75	-0.875	0.000	0.000	0.035
-0.50	-0.625	0.023	0.039	0.074
-0.25	-0.375	0.028	0.047	0.121
0.00	-0.125	0.029	0.049	0.170
0.25	0.125	0.041	0.069	0.239
0.50	0.375	0.029	0.049	0.288
0.75	0.625	0.025	0.042	0.330
1.00	0.875	0.020	0.034	0.364
1.25	1.125	0.017	0.029	0.393
1.50	1.375	0.032	0.054	0.447
1.75	1.625	0.064	0.108	0.554
2.00	1.875	0.275	0.463	1.018
2.25	2.125	1.661	2.799	3.817
2.50	2.375	8.517	14.354	18.171
2.75	2.625	21.545	36.310	54.481
3.00	2.875	22.124	37.286	91.767
3.25	3.125	4.473	7.538	99.306
3.50	3.375	0.348	0.586	99.892
3.75	3.625	0.038	0.064	99.956
4.00	3.875	0.016	0.027	99.983
5.00	4.50	0.010	0.017	100.000

Statistical Results			
Mean:	2.6964	phi	(0.1543 mm)
Standard Dev:	0.3032	phi-units	(0.8105 mm)
Skewness:	-3.3184	dimensionless	
Kurtosis:	35.1137	dimensionless	
5th Moment:	-360.0020	dimensionless	
6th Moment:	4081.9896	dimensionless	
RARD *	0.1124	dimensionless	
Median	2.5941	phi	(0.1656 mm)

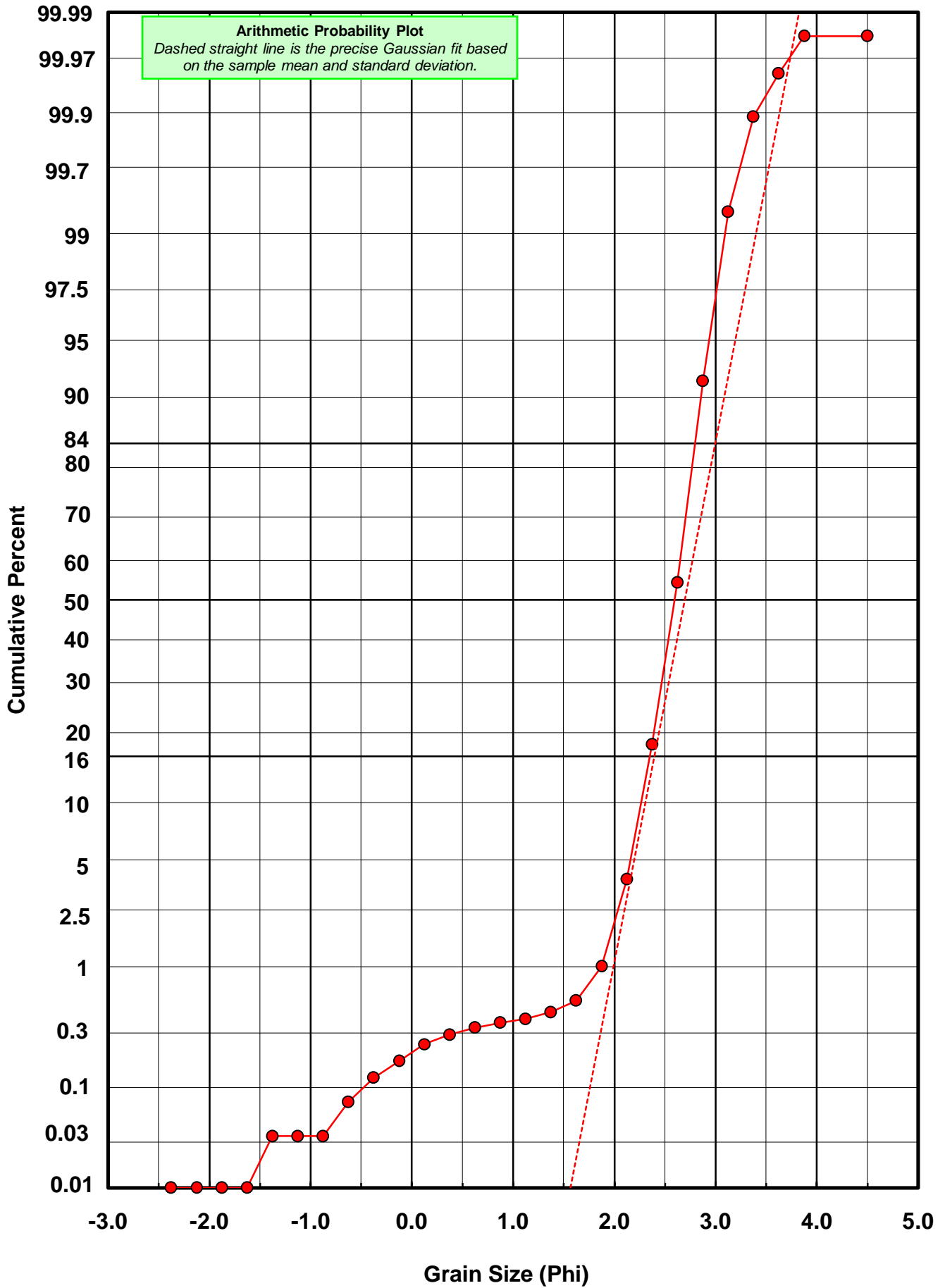
* RARD = reciprocal absolute relative dispersion (see below)

Statistical Explanation	
Calculations based on the Method of Moments	
Skewness: 3rd Stand. Moment; Exact Gaussian = 0.0	
Kurtosis: 4th Stand. Moment; Exact Gaussian = 3.0	
For Further Explanation, See Basille et al. 2002	
Millimeter data calculated by $mm = 2^{-(\phi)}$	

Reciprocal Absolute Relative Dispersion (RARD) Scale	
< 0.5	Excellent homogeneity (e.g., beaches)
0.5 to 1.0	Good homogeneity
1.0 to 1.33	Fair homogeneity
> 1.33	Poor homogeneity (e.g., glacial)



SA-13-BB



Carbonate Grain Size Distribution

Onshore Grab Sample

Sample: SA-13-BB

Total Carbonate Mass: 2.278 grams

% Carbonate: 1.3 %

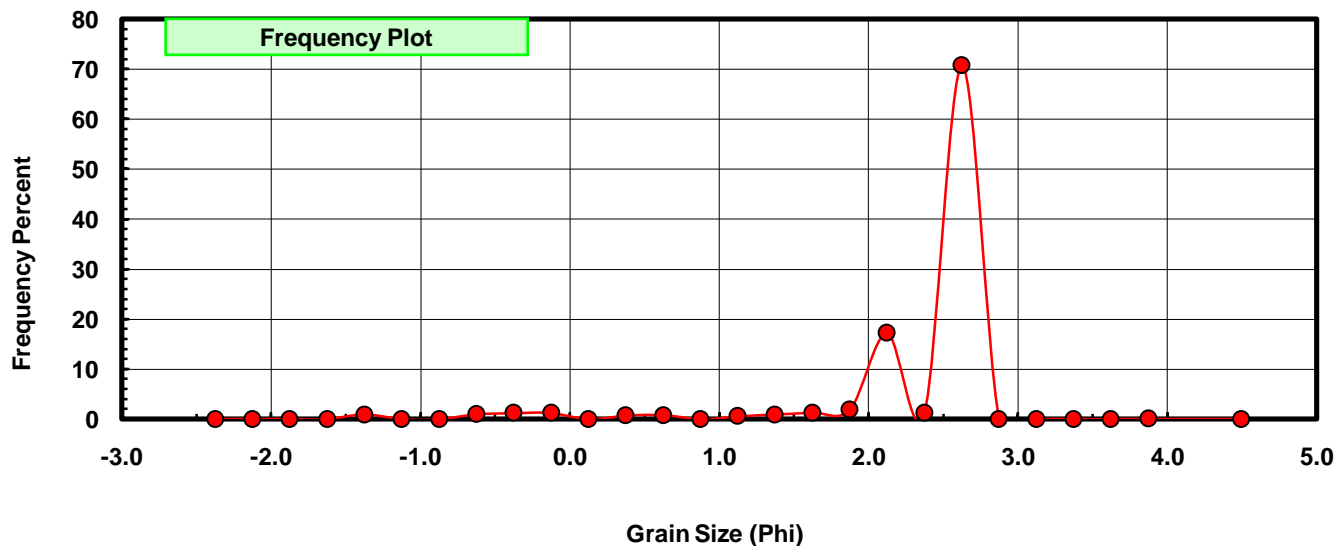
Sieve Size (phi)	Sieve Midpt (phi)	Weight (grams)	Freq Weight %	Cumulative Weight %
-2.25	-2.375	0.000	0.000	0.000
-2.00	-2.125	0.000	0.000	0.000
-1.75	-1.875	0.000	0.000	0.000
-1.50	-1.625	0.000	0.000	0.000
-1.25	-1.375	0.021	0.922	0.922
-1.00	-1.125	0.000	0.000	0.922
-0.75	-0.875	0.000	0.000	0.922
-0.50	-0.625	0.023	1.010	1.932
-0.25	-0.375	0.028	1.229	3.161
0.00	-0.125	0.029	1.273	4.434
0.25	0.125	0.000	0.000	4.434
0.50	0.375	0.017	0.746	5.180
0.75	0.625	0.018	0.790	5.970
1.00	0.875	0.000	0.000	5.970
1.25	1.125	0.014	0.615	6.585
1.50	1.375	0.021	0.922	7.507
1.75	1.625	0.030	1.317	8.824
2.00	1.875	0.044	1.932	10.755
2.25	2.125	0.392	17.208	27.963
2.50	2.375	0.028	1.229	29.192
2.75	2.625	1.611	70.720	99.912
3.00	2.875	0.000	0.000	99.912
3.25	3.125	0.000	0.000	99.912
3.50	3.375	0.000	0.000	99.912
3.75	3.625	0.000	0.000	99.912
4.00	3.875	0.002	0.088	100.000
5.00	4.500	0.000	0.000	100.000

Statistical Results			
Mean:	2.3144	phi	(0.201 mm)
Standard Dev:	0.7290	phi-units	(0.6033 mm)
Skewness:	-3.1918	dimensionless	
Kurtosis:	13.3181	dimensionless	
5th Moment:	-56.7099	dimensionless	
6th Moment:	251.3432	dimensionless	
RARD *	0.3150	dimensionless	
Median	2.4486	phi	(0.1832 mm)

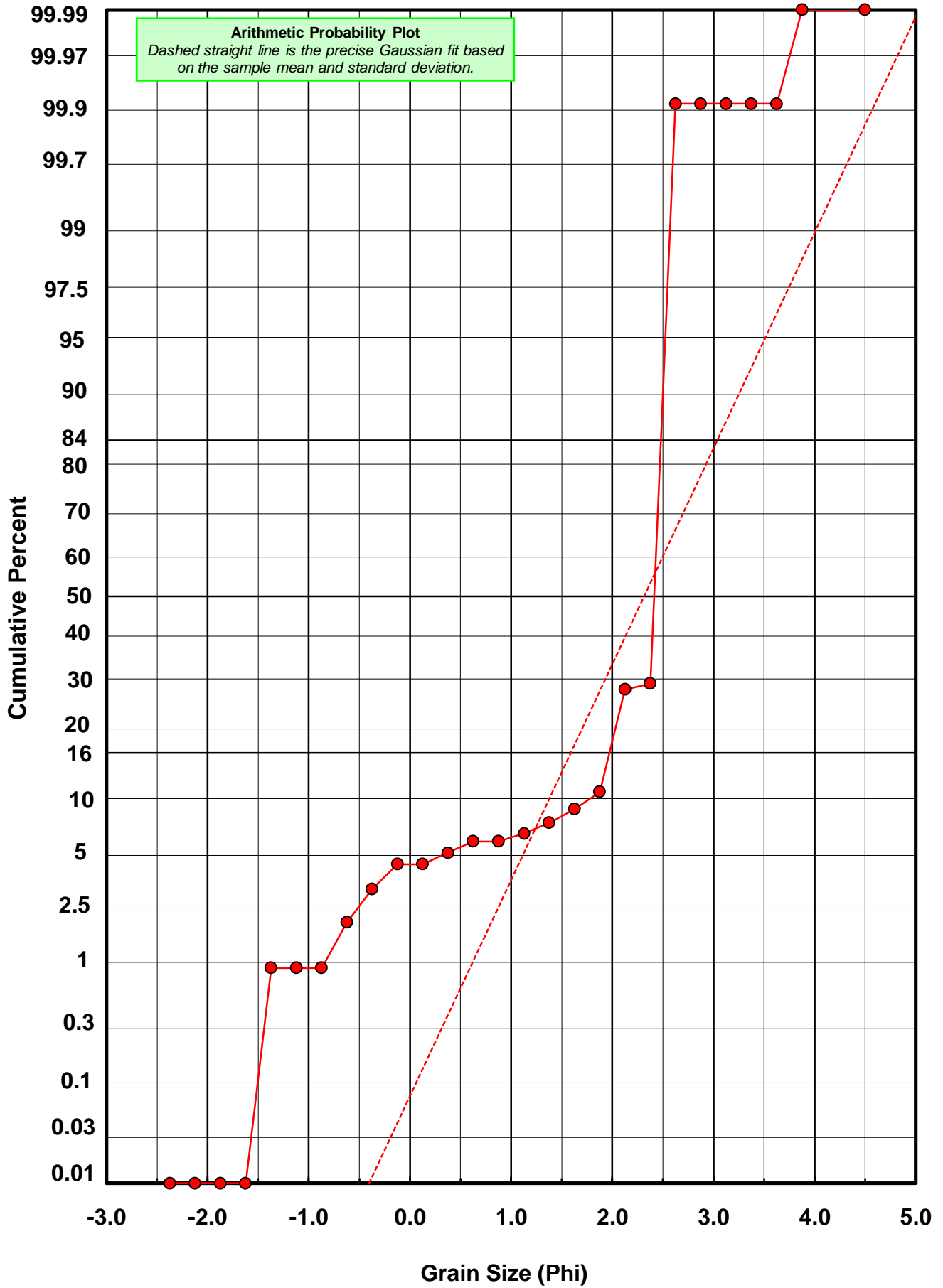
* RARD = reciprocal absolute relative dispersion (see below)

Statistical Explanation	
Calculations based on the Method of Moments	
Skewness: 3rd Stand. Moment; Exact Gaussian = 0.0	
Kurtosis: 4th Stand. Moment; Exact Gaussian = 3.0	
For Further Explanation, See Basille et al. 2002	
Millimeter data calculated by $mm = 2^{-(\phi)}$	

Reciprocal Absolute Relative Dispersion (RARD) Scale	
< 0.5	Excellent homogeneity (e.g., beaches)
0.5 to 1.0	Good homogeneity
1.0 to 1.33	Fair homogeneity
> 1.33	Poor homogeneity (e.g., glacial)



SA-13-BB



Post-Digestion Grain Size Distribution

Onshore Grab Sample

Sample: SA-13-BB

Total Digested Mass: 58.575 grams

% Silica: 98.7 %

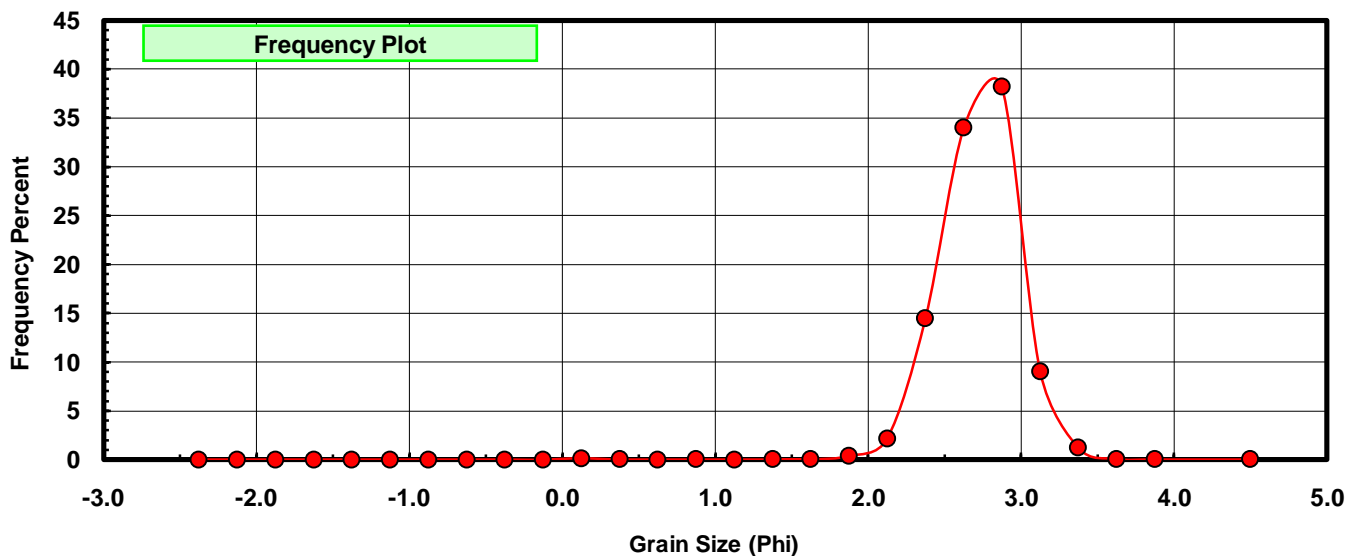
Sieve Size (phi)	Sieve Midpt (phi)	Weight (grams)	Freq Weight %	Cumulative Weight %
-2.25	-2.375	0.000	0.000	0.000
-2.00	-2.125	0.000	0.000	0.000
-1.75	-1.875	0.000	0.000	0.000
-1.50	-1.625	0.000	0.000	0.000
-1.25	-1.375	0.000	0.000	0.000
-1.00	-1.125	0.000	0.000	0.000
-0.75	-0.875	0.000	0.000	0.000
-0.50	-0.625	0.000	0.000	0.000
-0.25	-0.375	0.000	0.000	0.000
0.00	-0.125	0.000	0.000	0.000
0.25	0.125	0.082	0.140	0.140
0.50	0.375	0.012	0.020	0.160
0.75	0.625	0.007	0.012	0.172
1.00	0.875	0.024	0.041	0.213
1.25	1.125	0.003	0.005	0.219
1.50	1.375	0.011	0.019	0.237
1.75	1.625	0.034	0.058	0.295
2.00	1.875	0.231	0.394	0.690
2.25	2.125	1.269	2.166	2.856
2.50	2.375	8.489	14.493	17.349
2.75	2.625	19.934	34.032	51.380
3.00	2.875	22.378	38.204	89.584
3.25	3.125	5.303	9.053	98.638
3.50	3.375	0.717	1.224	99.862
3.75	3.625	0.044	0.075	99.937
4.00	3.875	0.014	0.024	99.961
5.00	4.500	0.023	0.039	100.000

Statistical Results			
Mean:	2.7209	phi	(0.1517 mm)
Standard Dev:	0.2779	phi-units	(0.8248 mm)
Skewness:	-1.4973	dimensionless	
Kurtosis:	16.2438	dimensionless	
5th Moment:	-116.1083	dimensionless	
6th Moment:	1125.2241	dimensionless	
RARD *	0.1021	dimensionless	
Median	2.6149	phi	(0.1632 mm)

* RARD = reciprocal absolute relative dispersion (see below)

Statistical Explanation	
Calculations based on the Method of Moments	
Skewness: 3rd Stand. Moment; Exact Gaussian = 0.0	
Kurtosis: 4th Stand. Moment; Exact Gaussian = 3.0	
For Further Explanation, See Basille et al. 2002	
Millimeter data calculated by $mm = 2^{-(\phi)}$	

Reciprocal Absolute Relative Dispersion (RARD) Scale	
< 0.5	Excellent homogeneity (e.g., beaches)
0.5 to 1.0	Good homogeneity
1.0 to 1.33	Fair homogeneity
> 1.33	Poor homogeneity (e.g., glacial)



SA-13-BB

