

Onshore Grab Sample

Sample: SA-10-BB
Sample Taken By: D. Phelps
Sample Collected On: 12/3/09
Splits? N/A

County: Sarasota
Latitude: 27° 17' 49.8"
Longitude: 82° 34' 3.6"
Datum: WGS 84
Surf. Elev: N/A
Datum: N/A

Fine Data Summary

Total Sample Weight	52.857 grams
Total Fines in Sample	0.137 grams
Total Percent Fines	0.26 %

Dry Sieving Summary

Total Sample Weight	52.797 grams
Total Digested Weight	30.574 grams
Total Carbonate Weight	22.223 grams
Total Silica %	57.91 %
Total Carbonate %	42.09 %
Carbonate/Silica Ratio	0.727

General Comments:

None

Description

Worked By: M. Ladle

Pre-Digestion Grain Size Distribution

Onshore Grab Sample

Sample: SA-10-BB

Total Sample Mass: 52.797 grams

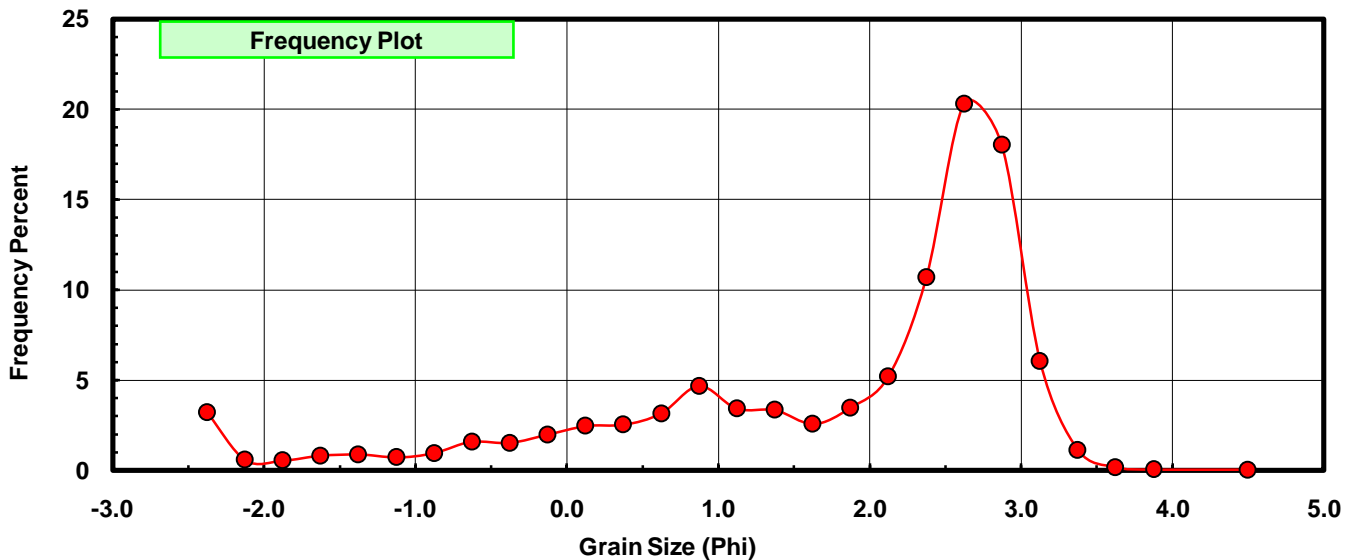
Sieve Size (phi)	Sieve Midpt (phi)	Weight (grams)	Freq Weight %	Cumulative Weight %
-2.25	-2.375	1.699	3.218	3.218
-2.00	-2.125	0.301	0.570	3.788
-1.75	-1.875	0.288	0.545	4.334
-1.50	-1.625	0.424	0.803	5.137
-1.25	-1.375	0.460	0.871	6.008
-1.00	-1.125	0.380	0.720	6.728
-0.75	-0.875	0.499	0.945	7.673
-0.50	-0.625	0.836	1.583	9.256
-0.25	-0.375	0.805	1.525	10.781
0.00	-0.125	1.040	1.970	12.751
0.25	0.125	1.294	2.451	15.202
0.50	0.375	1.331	2.521	17.723
0.75	0.625	1.663	3.150	20.872
1.00	0.875	2.469	4.676	25.549
1.25	1.125	1.806	3.421	28.969
1.50	1.375	1.761	3.335	32.305
1.75	1.625	1.357	2.570	34.875
2.00	1.875	1.833	3.472	38.347
2.25	2.125	2.749	5.207	43.554
2.50	2.375	5.643	10.688	54.242
2.75	2.625	10.726	20.316	74.557
3.00	2.875	9.517	18.026	92.583
3.25	3.125	3.192	6.046	98.629
3.50	3.375	0.597	1.131	99.759
3.75	3.625	0.087	0.165	99.924
4.00	3.875	0.023	0.044	99.968
5.00	4.50	0.017	0.032	100.000

Statistical Results			
Mean:	1.7583	phi	(0.2956 mm)
Standard Dev:	1.4376	phi-units	(0.3692 mm)
Skewness:	-1.3427	dimensionless	
Kurtosis:	3.9753	dimensionless	
5th Moment:	-9.6365	dimensionless	
6th Moment:	26.2556	dimensionless	
RARD *	0.8176	dimensionless	
Median	2.2758	phi	(0.2065 mm)

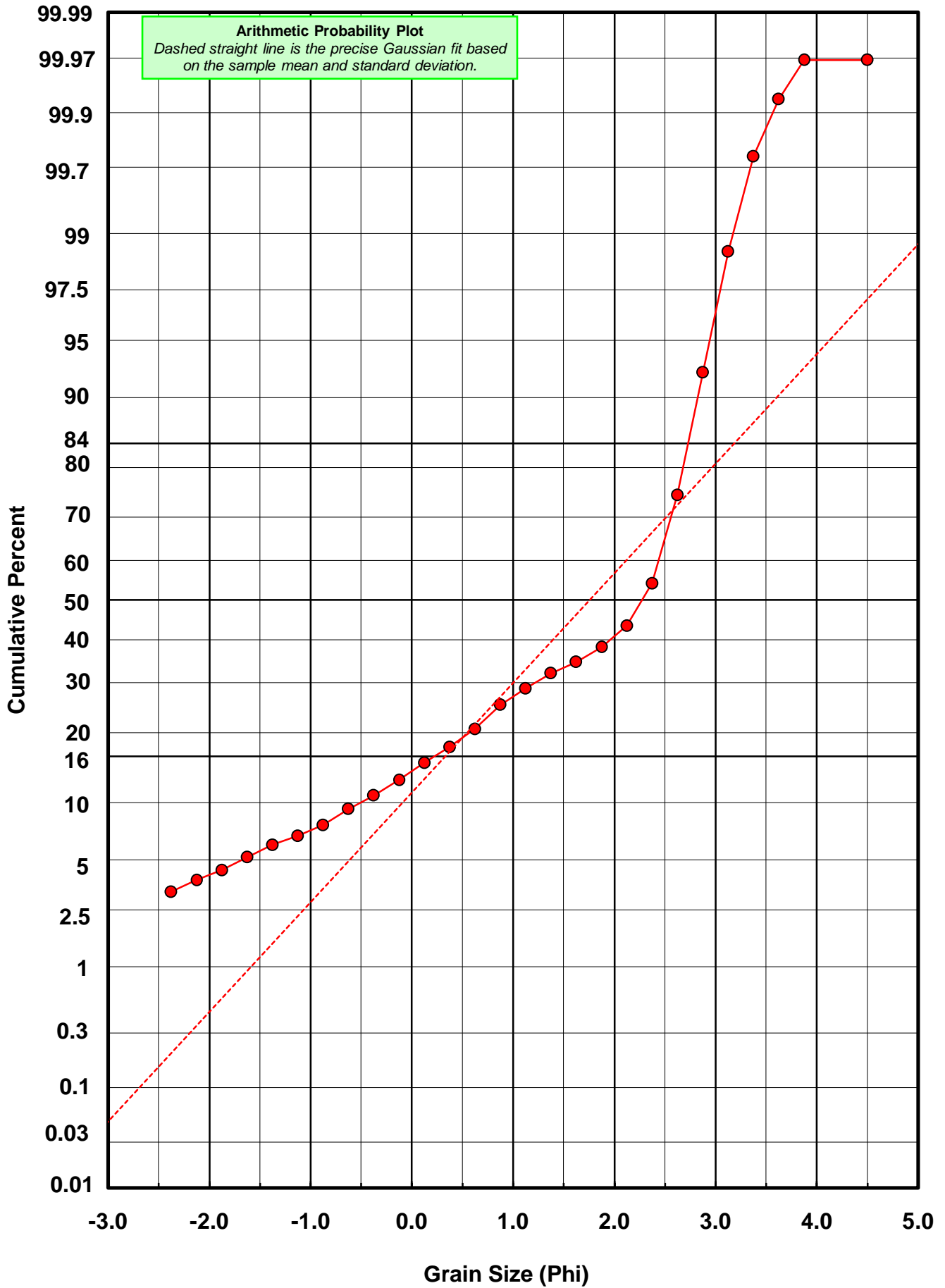
* RARD = reciprocal absolute relative dispersion (see below)

Statistical Explanation	
Calculations based on the Method of Moments	
Skewness: 3rd Stand. Moment; Exact Gaussian = 0.0	
Kurtosis: 4th Stand. Moment; Exact Gaussian = 3.0	
For Further Explanation, See Basille et al. 2002	
Millimeter data calculated by $mm = 2^{-(\phi)}$	

Reciprocal Absolute Relative Dispersion (RARD) Scale	
< 0.5	Excellent homogeneity (e.g., beaches)
0.5 to 1.0	Good homogeneity
1.0 to 1.33	Fair homogeneity
> 1.33	Poor homogeneity (e.g., glacial)



SA-10-BB



Carbonate Grain Size Distribution

Onshore Grab Sample

Sample: SA-10-BB

Total Carbonate Mass: 22.772 grams

% Carbonate: 42.1 %

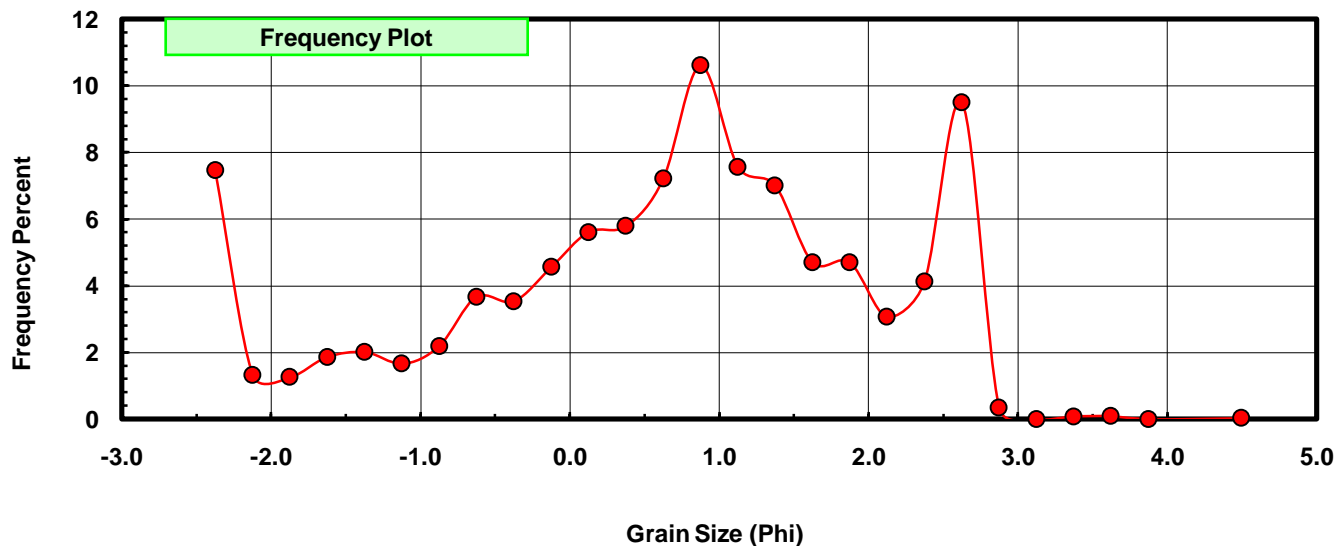
Sieve Size (phi)	Sieve Midpt (phi)	Weight (grams)	Freq Weight %	Cumulative Weight %
-2.25	-2.375	1.699	7.461	7.461
-2.00	-2.125	0.301	1.322	8.783
-1.75	-1.875	0.288	1.265	10.047
-1.50	-1.625	0.424	1.862	11.909
-1.25	-1.375	0.460	2.020	13.929
-1.00	-1.125	0.380	1.669	15.598
-0.75	-0.875	0.499	2.191	17.789
-0.50	-0.625	0.836	3.671	21.461
-0.25	-0.375	0.805	3.535	24.996
0.00	-0.125	1.040	4.567	29.563
0.25	0.125	1.278	5.612	35.175
0.50	0.375	1.318	5.788	40.963
0.75	0.625	1.643	7.215	48.178
1.00	0.875	2.415	10.605	58.783
1.25	1.125	1.723	7.566	66.349
1.50	1.375	1.596	7.009	73.358
1.75	1.625	1.072	4.708	78.065
2.00	1.875	1.070	4.699	82.764
2.25	2.125	0.699	3.070	85.833
2.50	2.375	0.939	4.123	89.957
2.75	2.625	2.163	9.499	99.455
3.00	2.875	0.077	0.338	99.794
3.25	3.125	0.000	0.000	99.794
3.50	3.375	0.018	0.079	99.873
3.75	3.625	0.021	0.092	99.965
4.00	3.875	0.000	0.000	99.965
5.00	4.500	0.008	0.035	100.000

Statistical Results			
Mean:	0.5756	phi	(0.671 mm)
Standard Dev:	1.4668	phi-units	(0.3618 mm)
Skewness:	-0.4936	dimensionless	
Kurtosis:	2.4216	dimensionless	
5th Moment:	-2.4757	dimensionless	
6th Moment:	7.6832	dimensionless	
RARD *	2.5482	dimensionless	
Median	0.6680	phi	(0.6294 mm)

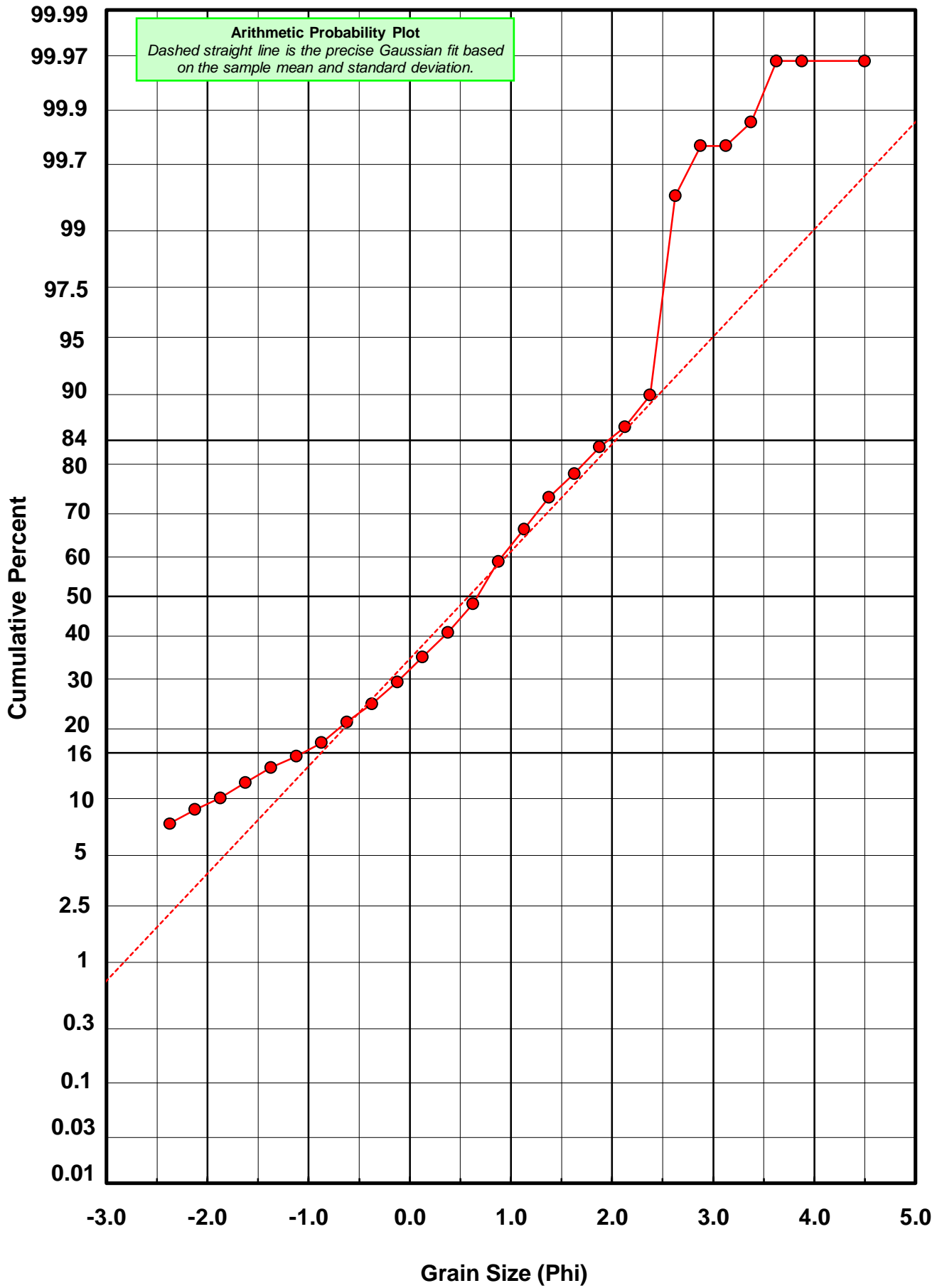
* RARD = reciprocal absolute relative dispersion (see below)

Statistical Explanation	
Calculations based on the Method of Moments	
Skewness: 3rd Stand. Moment; Exact Gaussian = 0.0	
Kurtosis: 4th Stand. Moment; Exact Gaussian = 3.0	
For Further Explanation, See Basille et al. 2002	
Millimeter data calculated by $mm = 2^{-(\phi)}$	

Reciprocal Absolute Relative Dispersion (RARD) Scale	
< 0.5	Excellent homogeneity (e.g., beaches)
0.5 to 1.0	Good homogeneity
1.0 to 1.33	Fair homogeneity
> 1.33	Poor homogeneity (e.g., glacial)



SA-10-BB



Post-Digestion Grain Size Distribution

Onshore Grab Sample

Sample: SA-10-BB

Total Digested Mass: 30.574 grams

% Silica: 57.9 %

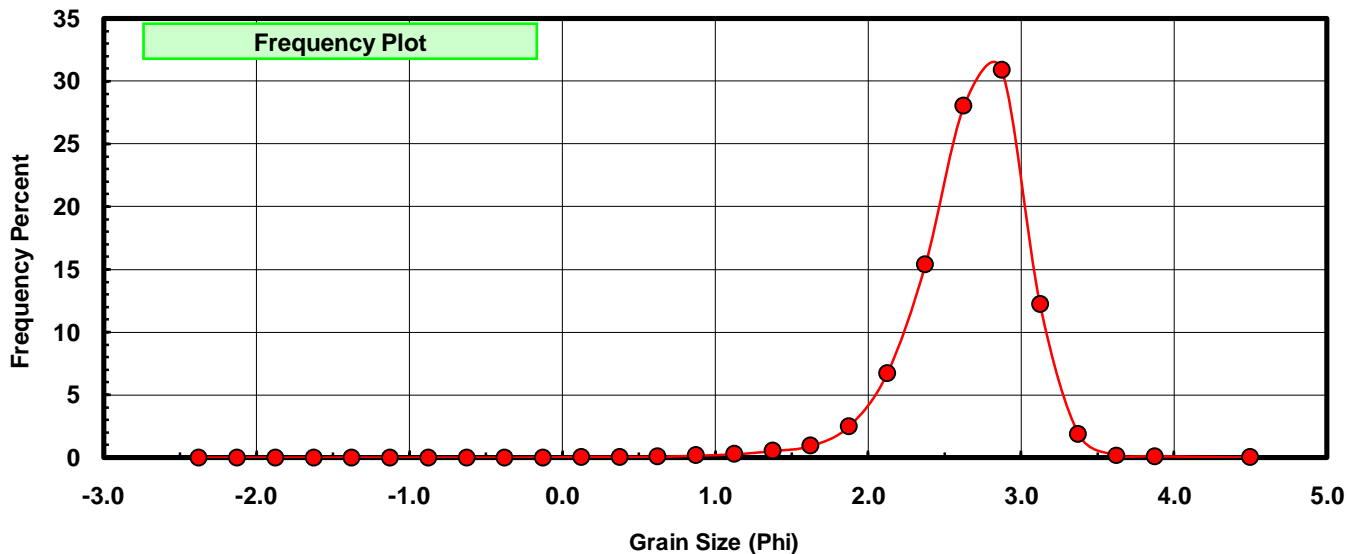
Sieve Size (phi)	Sieve Midpt (phi)	Weight (grams)	Freq Weight %	Cumulative Weight %
-2.25	-2.375	0.000	0.000	0.000
-2.00	-2.125	0.000	0.000	0.000
-1.75	-1.875	0.000	0.000	0.000
-1.50	-1.625	0.000	0.000	0.000
-1.25	-1.375	0.000	0.000	0.000
-1.00	-1.125	0.000	0.000	0.000
-0.75	-0.875	0.000	0.000	0.000
-0.50	-0.625	0.000	0.000	0.000
-0.25	-0.375	0.000	0.000	0.000
0.00	-0.125	0.000	0.000	0.000
0.25	0.125	0.016	0.052	0.052
0.50	0.375	0.013	0.043	0.095
0.75	0.625	0.020	0.065	0.160
1.00	0.875	0.054	0.177	0.337
1.25	1.125	0.083	0.271	0.608
1.50	1.375	0.165	0.540	1.148
1.75	1.625	0.285	0.932	2.080
2.00	1.875	0.763	2.496	4.576
2.25	2.125	2.050	6.705	11.281
2.50	2.375	4.704	15.386	26.666
2.75	2.625	8.563	28.007	54.674
3.00	2.875	9.440	30.876	85.550
3.25	3.125	3.730	12.200	97.750
3.50	3.375	0.579	1.894	99.643
3.75	3.625	0.066	0.216	99.859
4.00	3.875	0.034	0.111	99.971
5.00	4.500	0.009	0.029	100.000

Statistical Results			
Mean:	2.6640	phi	(0.1578 mm)
Standard Dev:	0.3826	phi-units	(0.7671 mm)
Skewness:	-1.1139	dimensionless	
Kurtosis:	6.6948	dimensionless	
5th Moment:	-23.3754	dimensionless	
6th Moment:	134.0575	dimensionless	
RARD *	0.1436	dimensionless	
Median	2.5833	phi	(0.1669 mm)

* RARD = reciprocal absolute relative dispersion (see below)

Statistical Explanation	
Calculations based on the Method of Moments	
Skewness: 3rd Stand. Moment; Exact Gaussian = 0.0	
Kurtosis: 4th Stand. Moment; Exact Gaussian = 3.0	
For Further Explanation, See Basille et al. 2002	
Millimeter data calculated by $mm = 2^{-(\phi)}$	

Reciprocal Absolute Relative Dispersion (RARD) Scale	
< 0.5	Excellent homogeneity (e.g., beaches)
0.5 to 1.0	Good homogeneity
1.0 to 1.33	Fair homogeneity
> 1.33	Poor homogeneity (e.g., glacial)



SA-10-BB

