

Onshore Grab Sample

Sample: SA-08-BB
Sample Taken By: D. Phelps
Sample Collected On: 12/3/09
Splits? N/A

County: Sarasota
Latitude: 27° 18' 58.6"
Longitude: 82° 34' 58.8"
Datum: WGS 84
Surf. Elev: N/A
Datum: N/A

Fine Data Summary

Total Sample Weight 55.004 grams
Total Fines in Sample 0.128 grams
Total Percent Fines 0.23 %

Dry Sieving Summary

Total Sample Weight 54.628 grams
Total Digested Weight 50.198 grams
Total Carbonate Weight 4.430 grams
Total Silica % 91.89 %
Total Carbonate % 8.11 %
Carbonate/Silica Ratio 0.088

General Comments:

None

Description

Worked By: M. Ladle

Pre-Digestion Grain Size Distribution

Onshore Grab Sample

Sample: SA-08-BB

Total Sample Mass: 54.628 grams

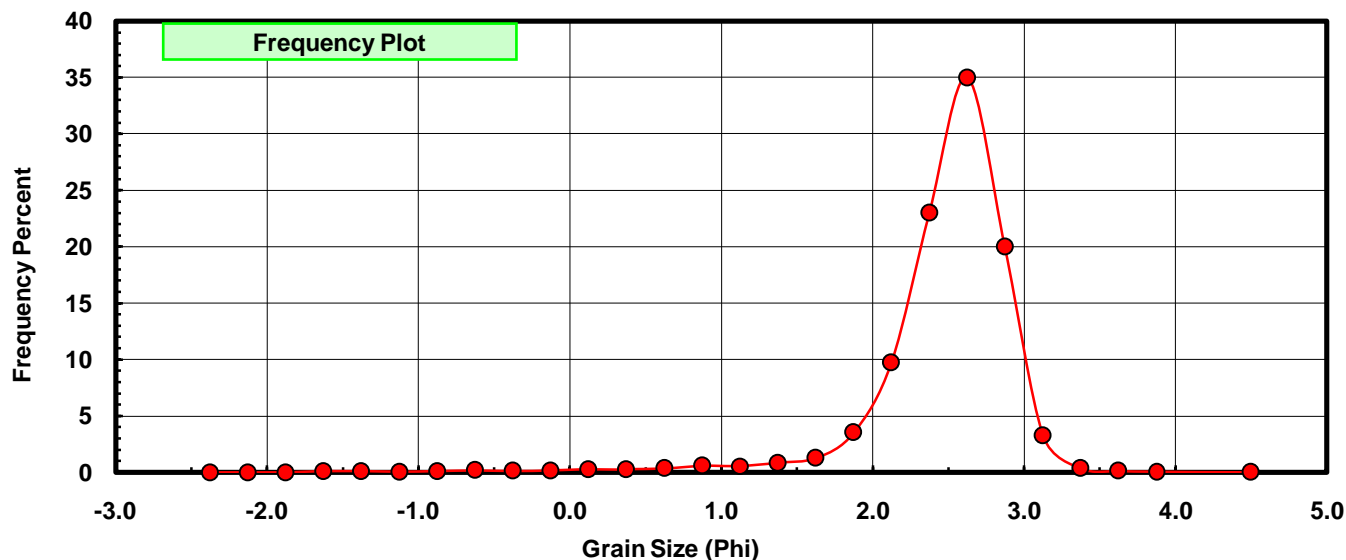
Sieve Size (phi)	Sieve Midpt (phi)	Weight (grams)	Freq Weight %	Cumulative Weight %
-2.25	-2.375	0.000	0.000	0.000
-2.00	-2.125	0.000	0.000	0.000
-1.75	-1.875	0.000	0.000	0.000
-1.50	-1.625	0.059	0.108	0.108
-1.25	-1.375	0.059	0.108	0.216
-1.00	-1.125	0.019	0.035	0.251
-0.75	-0.875	0.050	0.092	0.342
-0.50	-0.625	0.103	0.189	0.531
-0.25	-0.375	0.066	0.121	0.652
0.00	-0.125	0.089	0.163	0.815
0.25	0.125	0.141	0.258	1.073
0.50	0.375	0.143	0.262	1.334
0.75	0.625	0.191	0.350	1.684
1.00	0.875	0.312	0.571	2.255
1.25	1.125	0.311	0.569	2.825
1.50	1.375	0.460	0.842	3.667
1.75	1.625	0.698	1.278	4.944
2.00	1.875	1.927	3.527	8.472
2.25	2.125	5.327	9.751	18.223
2.50	2.375	12.563	22.997	41.221
2.75	2.625	19.120	35.000	76.221
3.00	2.875	10.914	19.979	96.200
3.25	3.125	1.775	3.249	99.449
3.50	3.375	0.201	0.368	99.817
3.75	3.625	0.066	0.121	99.938
4.00	3.875	0.025	0.046	99.984
5.00	4.50	0.009	0.016	100.000

Statistical Results			
Mean:	2.4745	phi	(0.1799 mm)
Standard Dev:	0.5114	phi-units	(0.7015 mm)
Skewness:	-3.1794	dimensionless	
Kurtosis:	19.5968	dimensionless	
5th Moment:	-121.6131	dimensionless	
6th Moment:	824.8796	dimensionless	
RARD *	0.2067	dimensionless	
Median	2.4377	phi	(0.1846 mm)

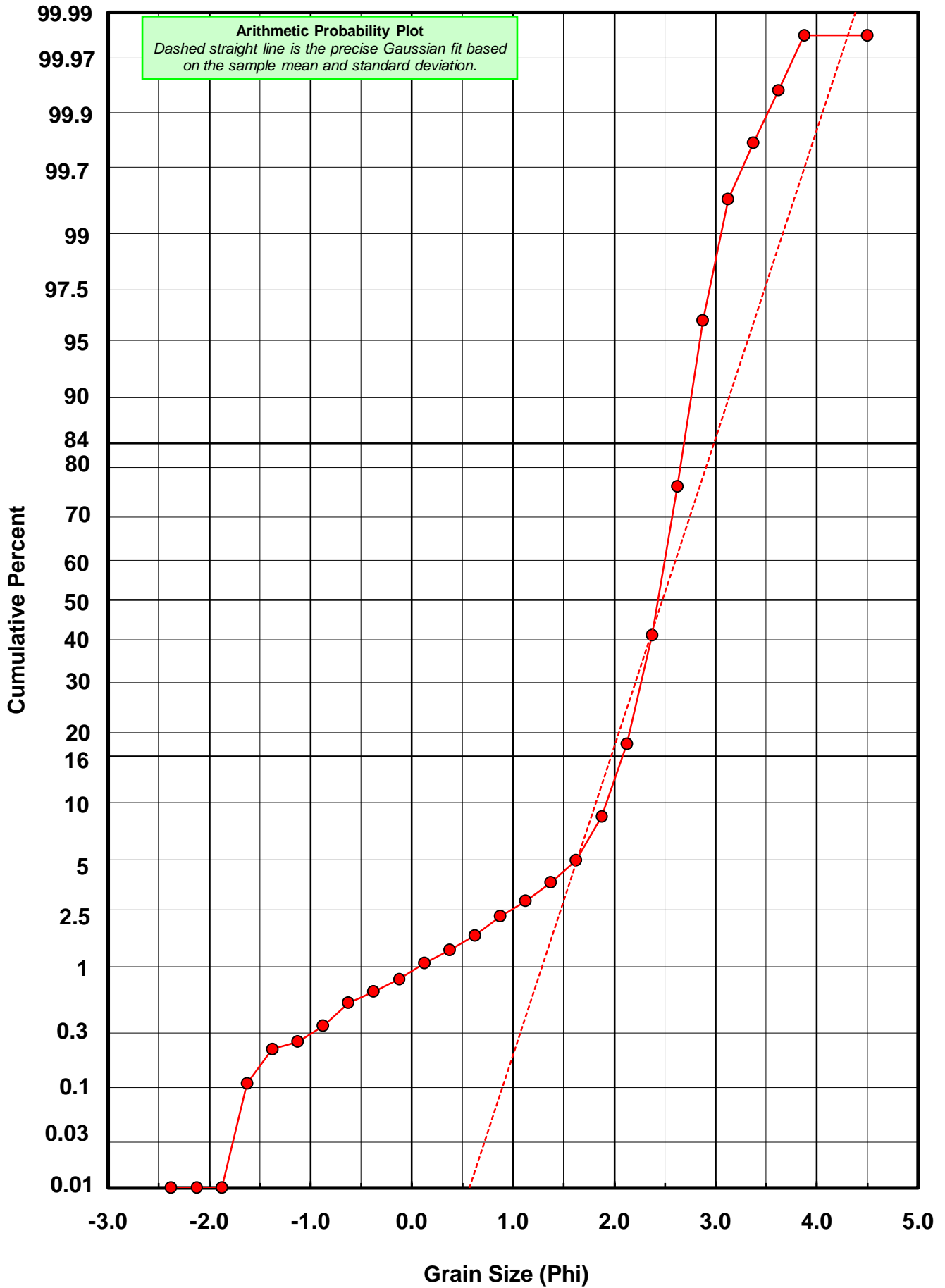
* RARD = reciprocal absolute relative dispersion (see below)

Statistical Explanation	
Calculations based on the Method of Moments	
Skewness: 3rd Stand. Moment; Exact Gaussian = 0.0	
Kurtosis: 4th Stand. Moment; Exact Gaussian = 3.0	
For Further Explanation, See Basille et al. 2002	
Millimeter data calculated by $mm = 2^{-(\phi)}$	

Reciprocal Absolute Relative Dispersion (RARD) Scale	
< 0.5	Excellent homogeneity (e.g., beaches)
0.5 to 1.0	Good homogeneity
1.0 to 1.33	Fair homogeneity
> 1.33	Poor homogeneity (e.g., glacial)



SA-08-BB



Carbonate Grain Size Distribution

Onshore Grab Sample

Sample: SA-08-BB

Total Carbonate Mass: 6.439 grams

% Carbonate: 8.1 %

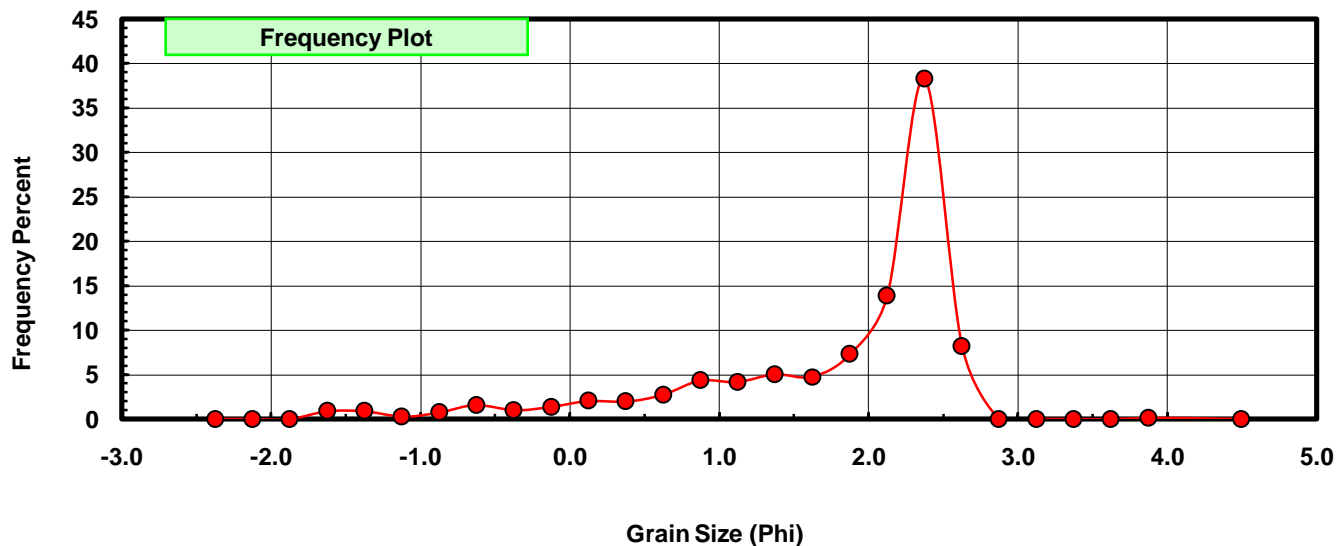
Sieve Size (phi)	Sieve Midpt (phi)	Weight (grams)	Freq Weight %	Cumulative Weight %
-2.25	-2.375	0.000	0.000	0.000
-2.00	-2.125	0.000	0.000	0.000
-1.75	-1.875	0.000	0.000	0.000
-1.50	-1.625	0.059	0.916	0.916
-1.25	-1.375	0.059	0.916	1.833
-1.00	-1.125	0.019	0.295	2.128
-0.75	-0.875	0.050	0.777	2.904
-0.50	-0.625	0.103	1.600	4.504
-0.25	-0.375	0.066	1.025	5.529
0.00	-0.125	0.089	1.382	6.911
0.25	0.125	0.132	2.050	8.961
0.50	0.375	0.128	1.988	10.949
0.75	0.625	0.177	2.749	13.698
1.00	0.875	0.281	4.364	18.062
1.25	1.125	0.269	4.178	22.239
1.50	1.375	0.325	5.047	27.287
1.75	1.625	0.308	4.783	32.070
2.00	1.875	0.472	7.330	39.401
2.25	2.125	0.894	13.884	53.285
2.50	2.375	2.467	38.313	91.598
2.75	2.625	0.530	8.231	99.829
3.00	2.875	0.000	0.000	99.829
3.25	3.125	0.000	0.000	99.829
3.50	3.375	0.000	0.000	99.829
3.75	3.625	0.000	0.000	99.829
4.00	3.875	0.009	0.140	99.969
5.00	4.500	0.002	0.031	100.000

Statistical Results			
Mean:	1.7716	phi	(0.2929 mm)
Standard Dev:	0.9394	phi-units	(0.5214 mm)
Skewness:	-1.6266	dimensionless	
Kurtosis:	5.2426	dimensionless	
5th Moment:	-14.9216	dimensionless	
6th Moment:	48.0166	dimensionless	
RARD *	0.5302	dimensionless	
Median	2.0659	phi	(0.2388 mm)

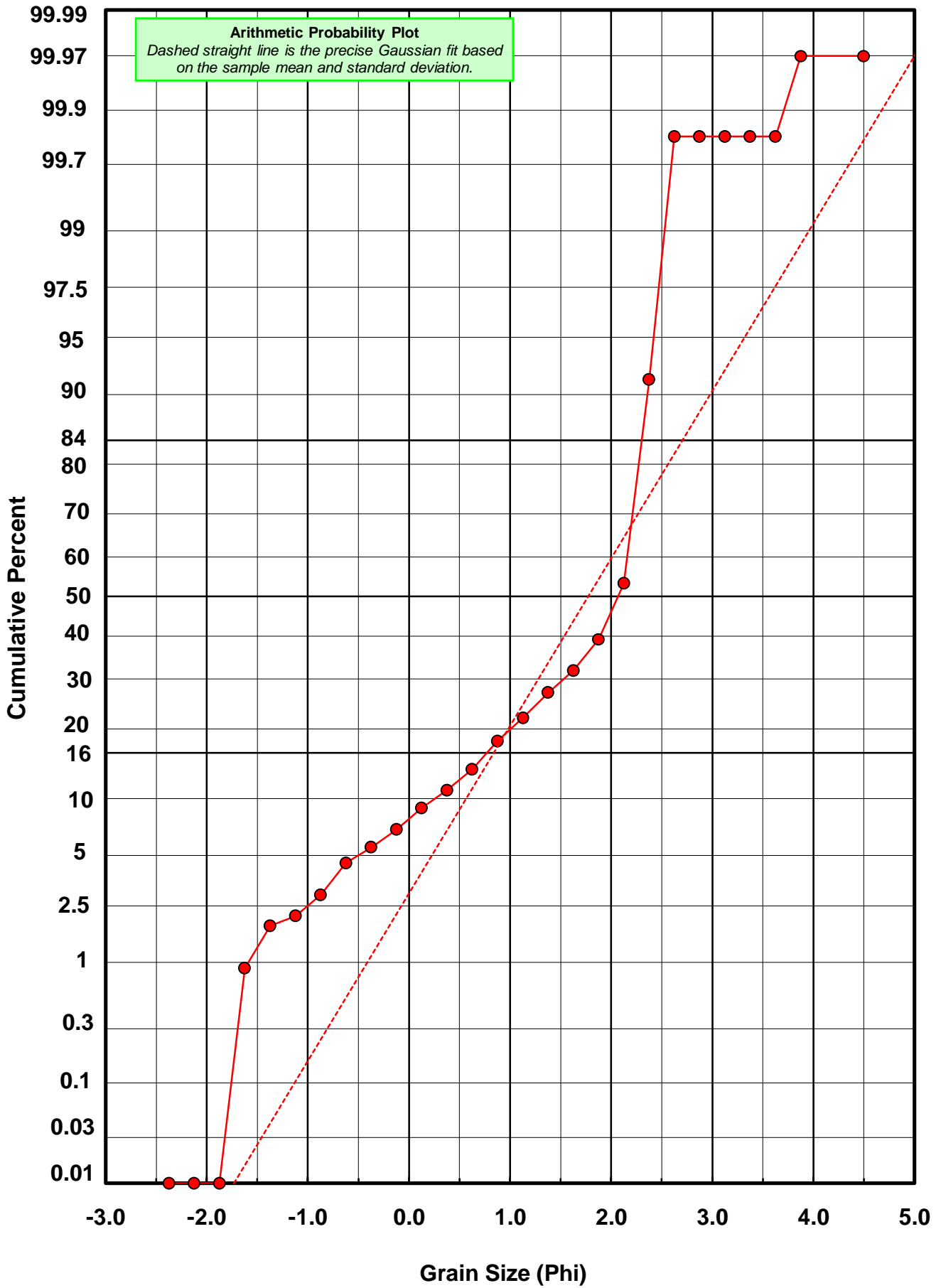
* RARD = reciprocal absolute relative dispersion (see below)

Statistical Explanation	
Calculations based on the Method of Moments	
Skewness: 3rd Stand. Moment; Exact Gaussian = 0.0	
Kurtosis: 4th Stand. Moment; Exact Gaussian = 3.0	
For Further Explanation, See Basille et al. 2002	
Millimeter data calculated by $mm = 2^{-(\phi)}$	

Reciprocal Absolute Relative Dispersion (RARD) Scale	
< 0.5	Excellent homogeneity (e.g., beaches)
0.5 to 1.0	Good homogeneity
1.0 to 1.33	Fair homogeneity
> 1.33	Poor homogeneity (e.g., glacial)



SA-08-BB



Post-Digestion Grain Size Distribution

Onshore Grab Sample

Sample: SA-08-BB

Total Digested Mass: 50.198 grams

% Silica: 91.9 %

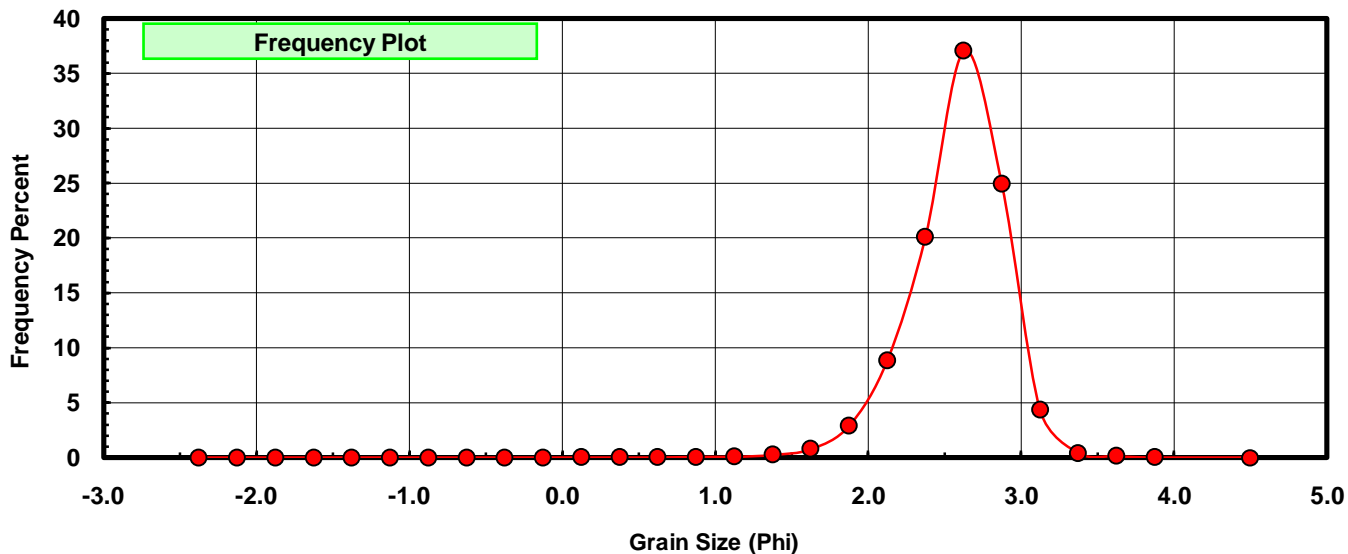
Sieve Size (phi)	Sieve Midpt (phi)	Weight (grams)	Freq Weight %	Cumulative Weight %
-2.25	-2.375	0.000	0.000	0.000
-2.00	-2.125	0.000	0.000	0.000
-1.75	-1.875	0.000	0.000	0.000
-1.50	-1.625	0.000	0.000	0.000
-1.25	-1.375	0.000	0.000	0.000
-1.00	-1.125	0.000	0.000	0.000
-0.75	-0.875	0.000	0.000	0.000
-0.50	-0.625	0.000	0.000	0.000
-0.25	-0.375	0.000	0.000	0.000
0.00	-0.125	0.000	0.000	0.000
0.25	0.125	0.009	0.018	0.018
0.50	0.375	0.015	0.030	0.048
0.75	0.625	0.014	0.028	0.076
1.00	0.875	0.031	0.062	0.137
1.25	1.125	0.042	0.084	0.221
1.50	1.375	0.135	0.269	0.490
1.75	1.625	0.390	0.777	1.267
2.00	1.875	1.455	2.899	4.166
2.25	2.125	4.433	8.831	12.997
2.50	2.375	10.096	20.112	33.109
2.75	2.625	18.590	37.033	70.142
3.00	2.875	12.513	24.927	95.070
3.25	3.125	2.181	4.345	99.414
3.50	3.375	0.203	0.404	99.819
3.75	3.625	0.068	0.135	99.954
4.00	3.875	0.016	0.032	99.986
5.00	4.500	0.007	0.014	100.000

Statistical Results			
Mean:	2.5828	phi	(0.1669 mm)
Standard Dev:	0.3190	phi-units	(0.8016 mm)
Skewness:	-0.8602	dimensionless	
Kurtosis:	6.1199	dimensionless	
5th Moment:	-19.8268	dimensionless	
6th Moment:	139.8666	dimensionless	
RARD *	0.1235	dimensionless	
Median	2.4890	phi	(0.1781 mm)

* RARD = reciprocal absolute relative dispersion (see below)

Statistical Explanation	
Calculations based on the Method of Moments	
Skewness: 3rd Stand. Moment; Exact Gaussian = 0.0	
Kurtosis: 4th Stand. Moment; Exact Gaussian = 3.0	
For Further Explanation, See Basille et al. 2002	
Millimeter data calculated by $mm = 2^{-(\phi)}$	

Reciprocal Absolute Relative Dispersion (RARD) Scale	
< 0.5	Excellent homogeneity (e.g., beaches)
0.5 to 1.0	Good homogeneity
1.0 to 1.33	Fair homogeneity
> 1.33	Poor homogeneity (e.g., glacial)



SA-08-BB

