

## **Onshore Grab Sample**

**Sample:** SA-07  
**Sample Taken By:** D. Phelps  
**Sample Collected On:** 12/3/09  
**Splits?** N/A

**County:** Sarasota  
**Latitude:** 27° 19' 28.5"  
**Longitude:** 82° 35' 18.1"  
**Datum:** WGS 84  
**Surf. Elev:** N/A  
**Datum:** N/A

### **Fine Data Summary**

Total Sample Weight	53.765 grams
Total Fines in Sample	0.343 grams
Total Percent Fines	0.63 %

### **Dry Sieving Summary**

Total Sample Weight	53.498 grams
Total Digested Weight	42.139 grams
Total Carbonate Weight	11.359 grams
Total Silica %	78.77 %
Total Carbonate %	21.23 %
Carbonate/Silica Ratio	0.270

### **General Comments:**

None

### **Description**

Worked By: M. Ladle

# Pre-Digestion Grain Size Distribution

Onshore Grab Sample

Sample: SA-07

Total Sample Mass: 53.498 grams

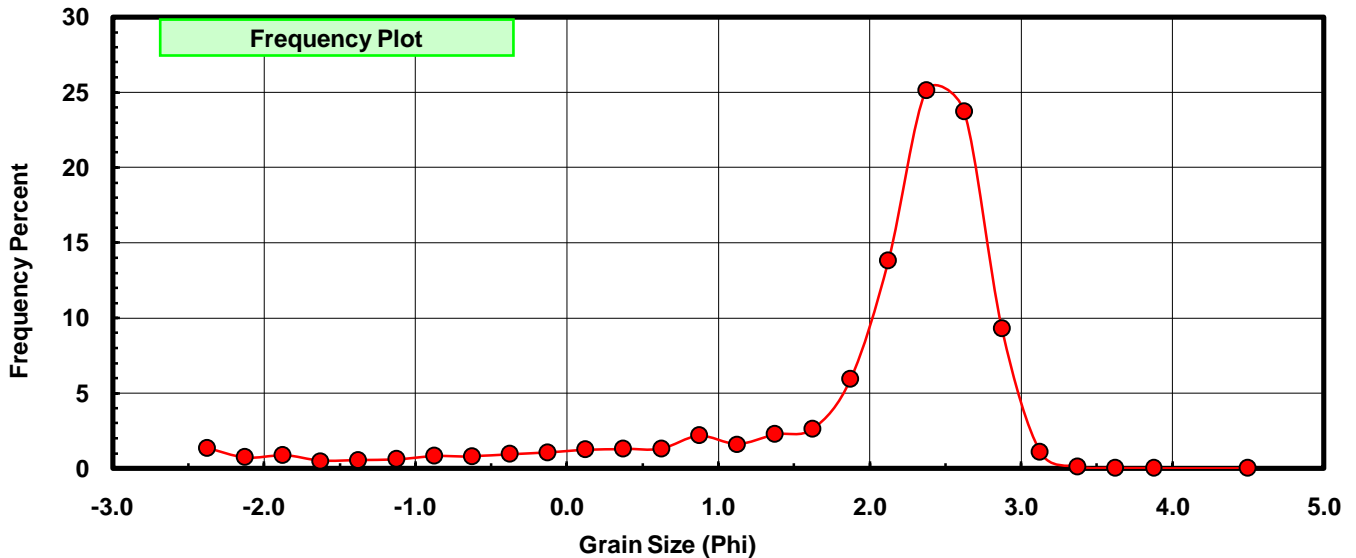
Sieve Size (phi)	Sieve Midpt (phi)	Weight (grams)	Freq Weight %	Cumulative Weight %
-2.25	-2.375	0.727	1.359	1.359
-2.00	-2.125	0.389	0.727	2.086
-1.75	-1.875	0.471	0.880	2.966
-1.50	-1.625	0.274	0.512	3.479
-1.25	-1.375	0.292	0.546	4.024
-1.00	-1.125	0.325	0.607	4.632
-0.75	-0.875	0.436	0.815	5.447
-0.50	-0.625	0.428	0.800	6.247
-0.25	-0.375	0.512	0.957	7.204
0.00	-0.125	0.564	1.054	8.258
0.25	0.125	0.663	1.239	9.498
0.50	0.375	0.691	1.292	10.789
0.75	0.625	0.699	1.307	12.096
1.00	0.875	1.167	2.181	14.277
1.25	1.125	0.866	1.619	15.896
1.50	1.375	1.208	2.258	18.154
1.75	1.625	1.404	2.624	20.778
2.00	1.875	3.181	5.946	26.724
2.25	2.125	7.392	13.817	40.542
2.50	2.375	13.453	25.147	65.688
2.75	2.625	12.697	23.734	89.422
3.00	2.875	4.980	9.309	98.731
3.25	3.125	0.583	1.090	99.821
3.50	3.375	0.060	0.112	99.933
3.75	3.625	0.017	0.032	99.964
4.00	3.875	0.012	0.022	99.987
5.00	4.50	0.007	0.013	100.000

Statistical Results			
Mean:	1.9550	phi	(0.2579 mm)
Standard Dev:	1.1521	phi-units	(0.45 mm)
Skewness:	-2.1687	dimensionless	
Kurtosis:	7.2652	dimensionless	
5th Moment:	-23.5340	dimensionless	
6th Moment:	80.2577	dimensionless	
RARD *	0.5893	dimensionless	
Median	2.2190	phi	(0.2148 mm)

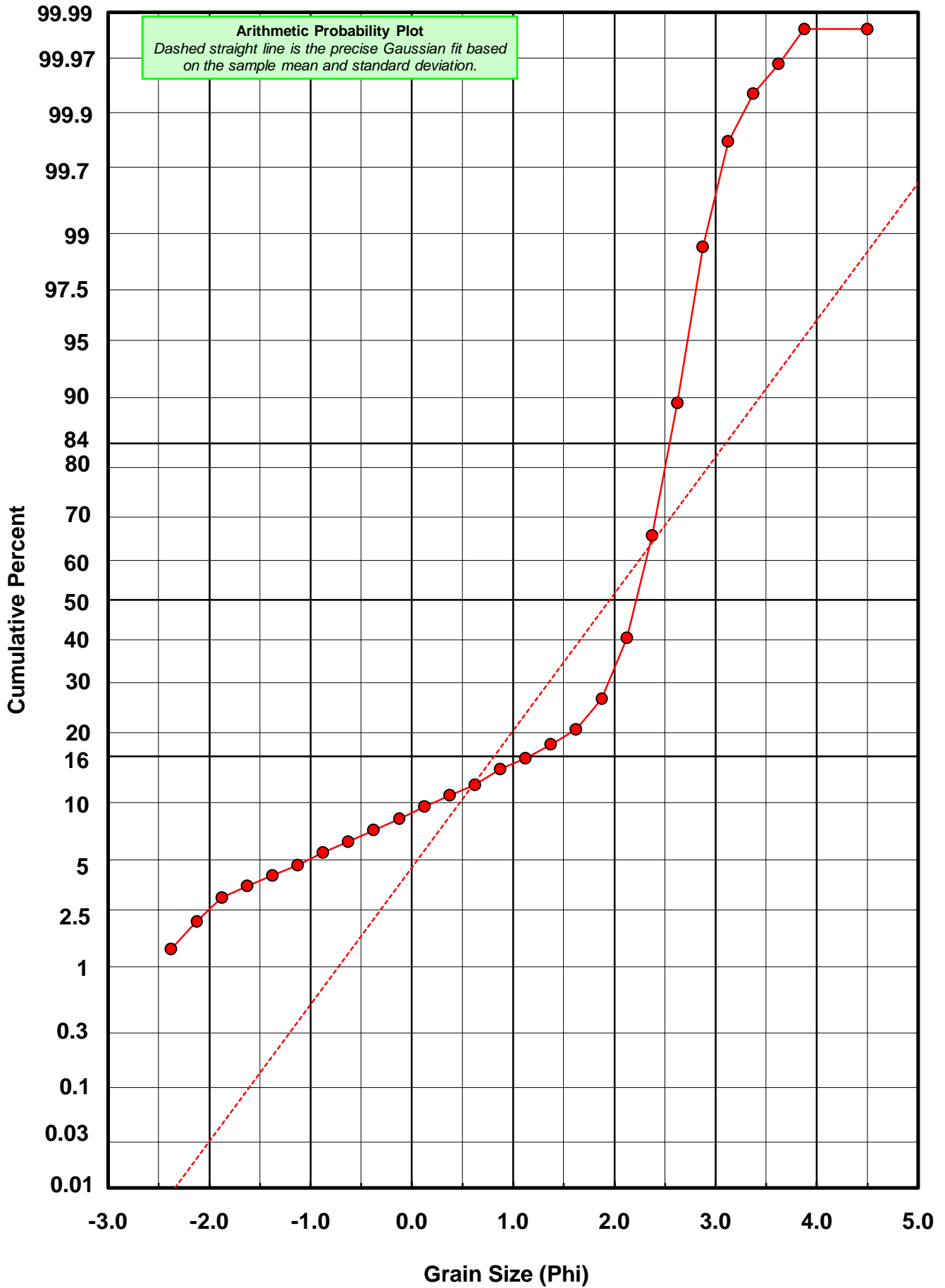
\* RARD = reciprocal absolute relative dispersion (see below)

Statistical Explanation	
Calculations based on the Method of Moments	
Skewness: 3rd Stand. Moment; Exact Gaussian = 0.0	
Kurtosis: 4th Stand. Moment; Exact Gaussian = 3.0	
For Further Explanation, See Basille et al. 2002	
Millimeter data calculated by $mm = 2^{(-\phi)}$	

Reciprocal Absolute Relative Dispersion (RARD) Scale	
< 0.5	Excellent homogeneity (e.g., beaches)
0.5 to 1.0	Good homogeneity
1.0 to 1.33	Fair homogeneity
> 1.33	Poor homogeneity (e.g., glacial)



# SA-07



# Carbonate Grain Size Distribution

Onshore Grab Sample

Sample: SA-07

Total Carbonate Mass: 12.300 grams

% Carbonate: 21.2 %

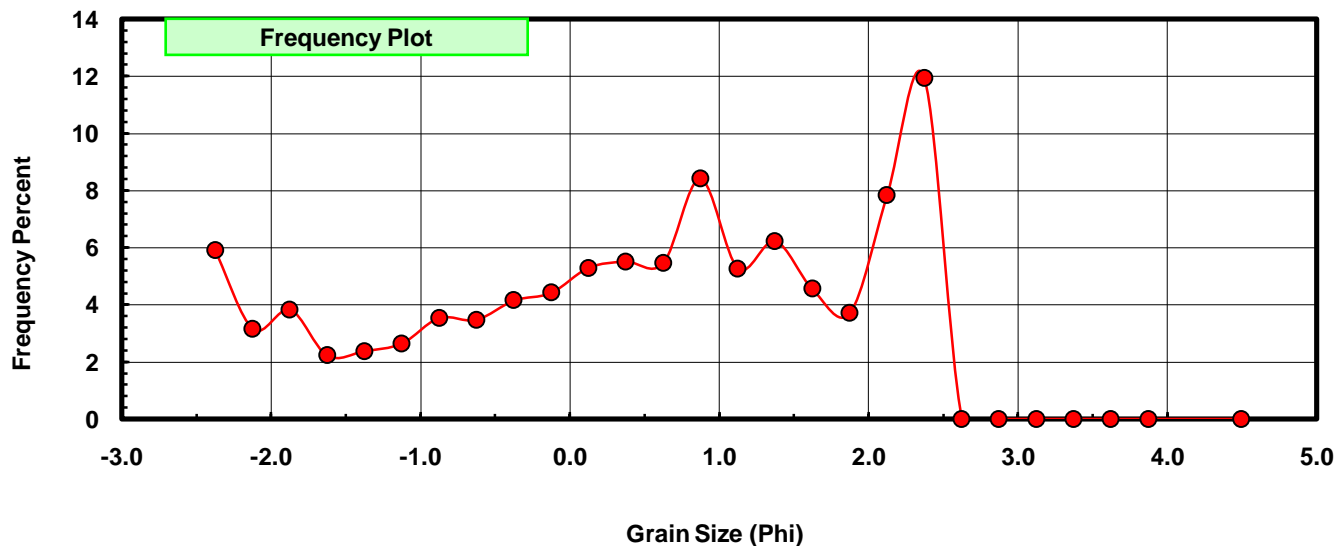
Sieve Size (phi)	Sieve Midpt (phi)	Weight (grams)	Freq Weight %	Cumulative Weight %
-2.25	-2.375	0.727	5.911	5.911
-2.00	-2.125	0.389	3.163	9.073
-1.75	-1.875	0.471	3.829	12.902
-1.50	-1.625	0.274	2.228	15.130
-1.25	-1.375	0.292	2.374	17.504
-1.00	-1.125	0.325	2.642	20.146
-0.75	-0.875	0.436	3.545	23.691
-0.50	-0.625	0.428	3.480	27.171
-0.25	-0.375	0.512	4.163	31.333
0.00	-0.125	0.544	4.423	35.756
0.25	0.125	0.651	5.293	41.049
0.50	0.375	0.678	5.512	46.561
0.75	0.625	0.672	5.463	52.024
1.00	0.875	1.035	8.415	60.439
1.25	1.125	0.648	5.268	65.707
1.50	1.375	0.766	6.228	71.935
1.75	1.625	0.561	4.561	76.496
2.00	1.875	0.458	3.724	80.220
2.25	2.125	0.965	7.846	88.065
2.50	2.375	1.468	11.935	100.000
2.75	2.625	0.000	0.000	100.000
3.00	2.875	0.000	0.000	100.000
3.25	3.125	0.000	0.000	100.000
3.50	3.375	0.000	0.000	100.000
3.75	3.625	0.000	0.000	100.000
4.00	3.875	0.000	0.000	100.000
5.00	4.500	0.000	0.000	100.000

Statistical Results			
Mean:	0.4222	phi	(0.7463 mm)
Standard Dev:	1.5385	phi-units	(0.3442 mm)
Skewness:	-0.3899	dimensionless	
Kurtosis:	1.8834	dimensionless	
5th Moment:	-1.6044	dimensionless	
6th Moment:	4.4881	dimensionless	
RARD *	3.6439	dimensionless	
Median	0.5324	phi	(0.6914 mm)

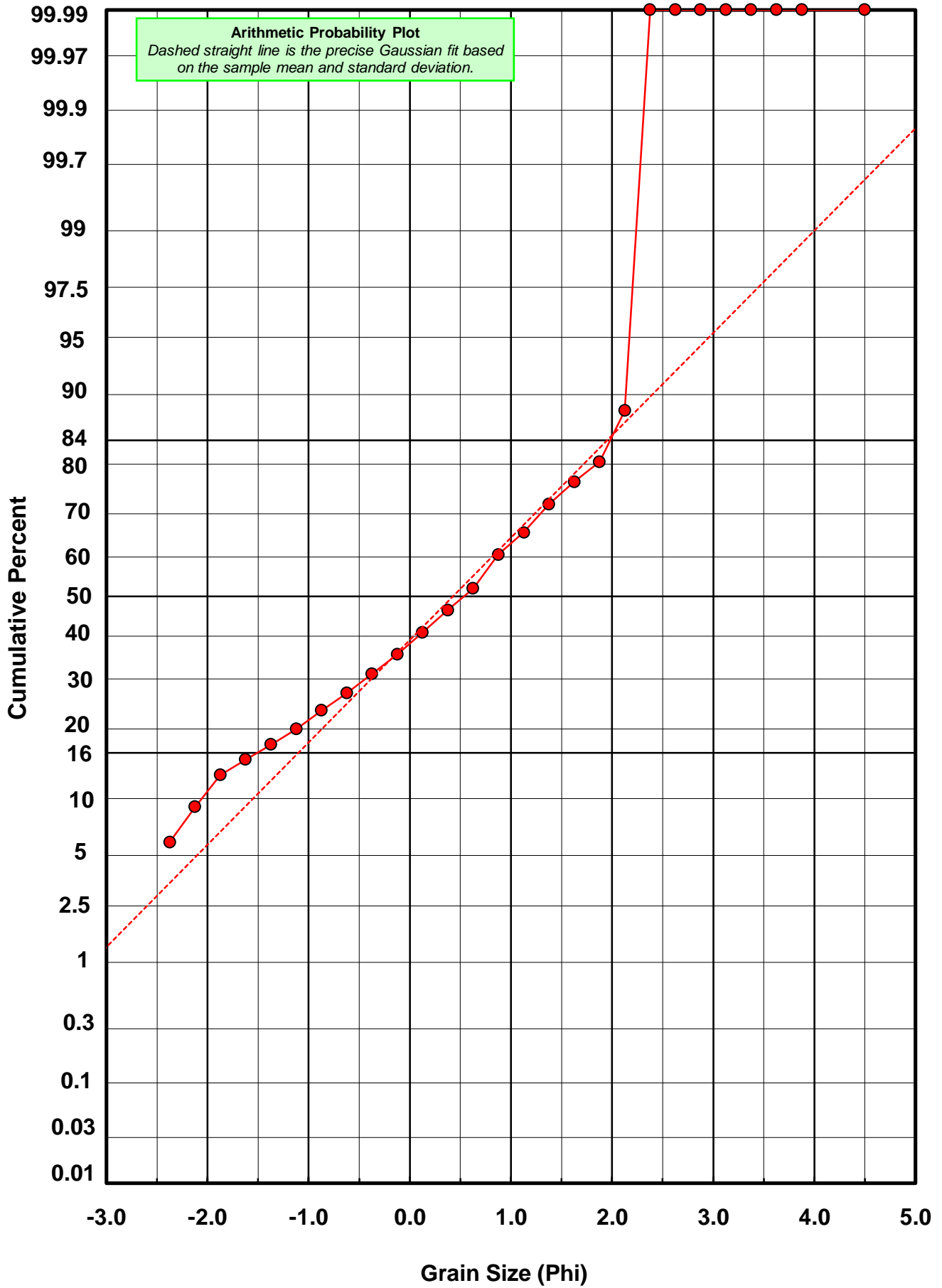
\* RARD = reciprocal absolute relative dispersion (see below)

Statistical Explanation	
Calculations based on the Method of Moments	
Skewness: 3rd Stand. Moment; Exact Gaussian = 0.0	
Kurtosis: 4th Stand. Moment; Exact Gaussian = 3.0	
For Further Explanation, See Basille et al. 2002	
Millimeter data calculated by $mm = 2^{-(\phi)}$	

Reciprocal Absolute Relative Dispersion (RARD) Scale	
< 0.5	Excellent homogeneity (e.g., beaches)
0.5 to 1.0	Good homogeneity
1.0 to 1.33	Fair homogeneity
> 1.33	Poor homogeneity (e.g., glacial)



# SA-07



# Post-Digestion Grain Size Distribution

Onshore Grab Sample

Sample: SA-07

Total Digested Mass: 42.139 grams

% Silica: 78.8 %

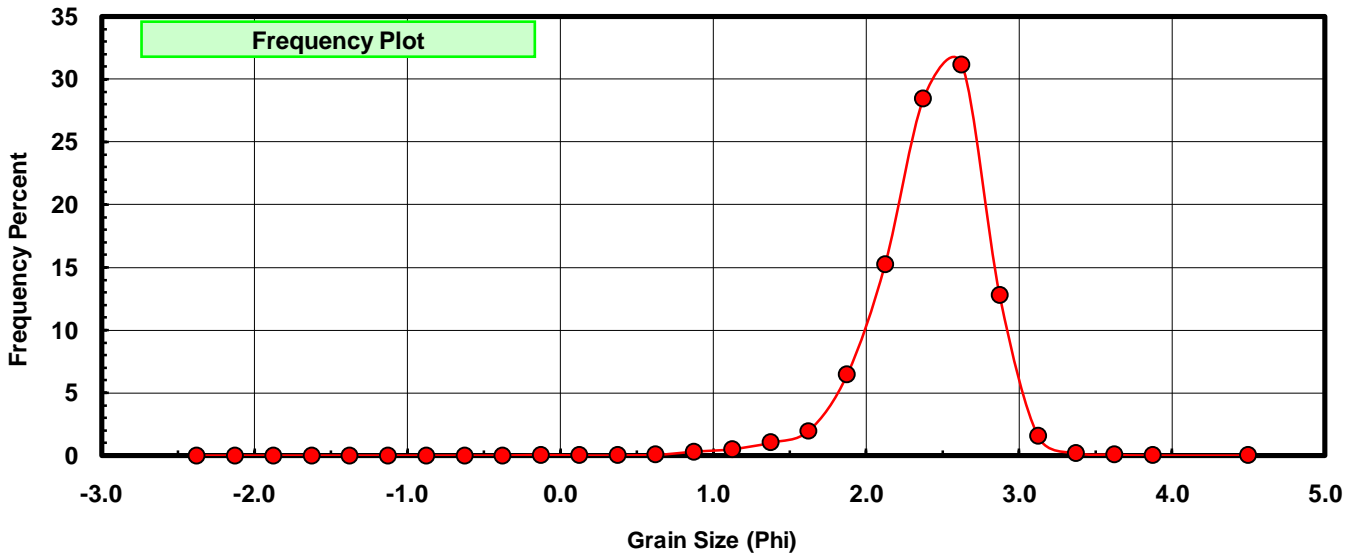
Sieve Size (phi)	Sieve Midpt (phi)	Weight (grams)	Freq Weight %	Cumulative Weight %
-2.25	-2.375	0.000	0.000	0.000
-2.00	-2.125	0.000	0.000	0.000
-1.75	-1.875	0.000	0.000	0.000
-1.50	-1.625	0.000	0.000	0.000
-1.25	-1.375	0.000	0.000	0.000
-1.00	-1.125	0.000	0.000	0.000
-0.75	-0.875	0.000	0.000	0.000
-0.50	-0.625	0.000	0.000	0.000
-0.25	-0.375	0.000	0.000	0.000
0.00	-0.125	0.020	0.047	0.047
0.25	0.125	0.012	0.028	0.076
0.50	0.375	0.013	0.031	0.107
0.75	0.625	0.027	0.064	0.171
1.00	0.875	0.132	0.313	0.484
1.25	1.125	0.218	0.517	1.001
1.50	1.375	0.442	1.049	2.050
1.75	1.625	0.843	2.001	4.051
2.00	1.875	2.723	6.462	10.513
2.25	2.125	6.427	15.252	25.765
2.50	2.375	11.985	28.442	54.206
2.75	2.625	13.124	31.145	85.351
3.00	2.875	5.382	12.772	98.123
3.25	3.125	0.660	1.566	99.689
3.50	3.375	0.083	0.197	99.886
3.75	3.625	0.028	0.066	99.953
4.00	3.875	0.012	0.028	99.981
5.00	4.500	0.008	0.019	100.000

Statistical Results			
Mean:	2.4214	phi	(0.1867 mm)
Standard Dev:	0.3687	phi-units	(0.7745 mm)
Skewness:	-1.0571	dimensionless	
Kurtosis:	6.5218	dimensionless	
5th Moment:	-21.6577	dimensionless	
6th Moment:	133.7220	dimensionless	
RARD *	0.1523	dimensionless	
Median	2.3380	phi	(0.1978 mm)

\* RARD = reciprocal absolute relative dispersion (see below)

Statistical Explanation	
Calculations based on the Method of Moments	
Skewness: 3rd Stand. Moment; Exact Gaussian = 0.0	
Kurtosis: 4th Stand. Moment; Exact Gaussian = 3.0	
For Further Explanation, See Basille et al. 2002	
Millimeter data calculated by $mm = 2^{-(\phi)}$	

Reciprocal Absolute Relative Dispersion (RARD) Scale	
< 0.5	Excellent homogeneity (e.g., beaches)
0.5 to 1.0	Good homogeneity
1.0 to 1.33	Fair homogeneity
> 1.33	Poor homogeneity (e.g., glacial)



# SA-07

