

Onshore Grab Sample

Sample: SA-06
Sample Taken By: D. Phelps
Sample Collected On: 12/3/09
Splits? N/A

County: Sarasota
Latitude: 27° 19' 44"
Longitude: 82° 35' 23.1"
Datum: WGS 84
Surf. Elev: N/A
Datum: N/A

Fine Data Summary

Total Sample Weight	56.066 grams
Total Fines in Sample	0.330 grams
Total Percent Fines	0.59 %

Dry Sieving Summary

Total Sample Weight	55.274 grams
Total Digested Weight	52.953 grams
Total Carbonate Weight	2.321 grams
Total Silica %	95.80 %
Total Carbonate %	4.20 %
Carbonate/Silica Ratio	0.044

General Comments:

None

Description

Worked By: M. Ladle

Pre-Digestion Grain Size Distribution

Onshore Grab Sample

Sample: SA-06

Total Sample Mass: 55.274 grams

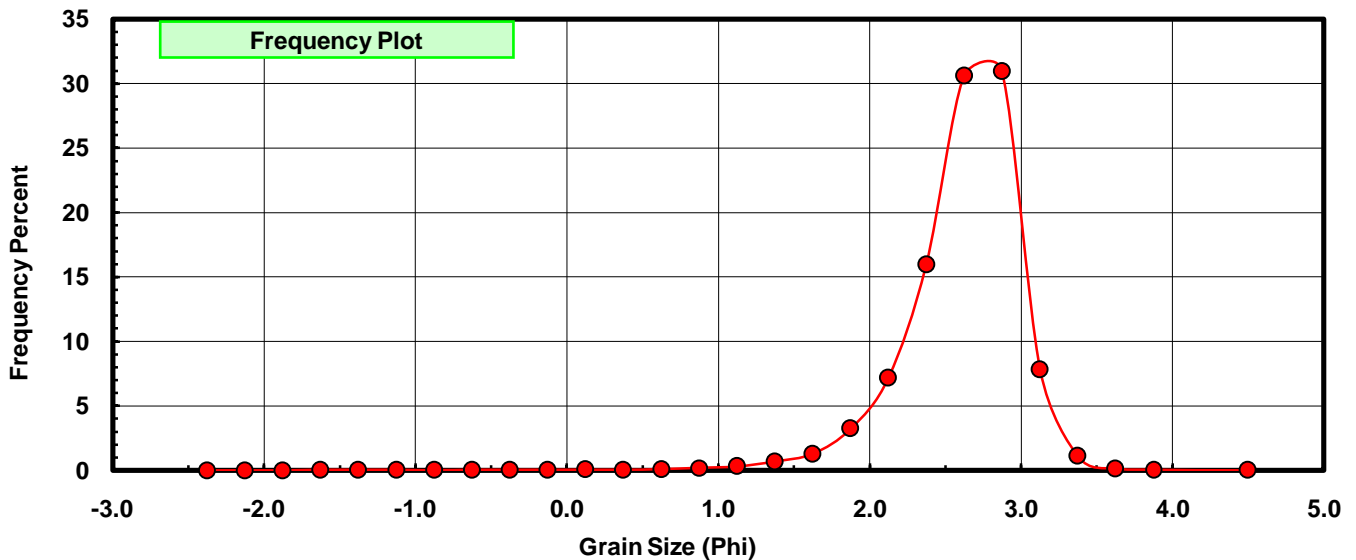
Sieve Size (phi)	Sieve Midpt (phi)	Weight (grams)	Freq Weight %	Cumulative Weight %
-2.25	-2.375	0.000	0.000	0.000
-2.00	-2.125	0.000	0.000	0.000
-1.75	-1.875	0.000	0.000	0.000
-1.50	-1.625	0.016	0.029	0.029
-1.25	-1.375	0.021	0.038	0.067
-1.00	-1.125	0.022	0.040	0.107
-0.75	-0.875	0.015	0.027	0.134
-0.50	-0.625	0.016	0.029	0.163
-0.25	-0.375	0.016	0.029	0.192
0.00	-0.125	0.020	0.036	0.228
0.25	0.125	0.031	0.056	0.284
0.50	0.375	0.028	0.051	0.335
0.75	0.625	0.044	0.080	0.414
1.00	0.875	0.111	0.201	0.615
1.25	1.125	0.172	0.311	0.926
1.50	1.375	0.382	0.691	1.617
1.75	1.625	0.711	1.286	2.904
2.00	1.875	1.792	3.242	6.146
2.25	2.125	3.974	7.190	13.335
2.50	2.375	8.835	15.984	29.319
2.75	2.625	16.917	30.606	59.925
3.00	2.875	17.121	30.975	90.900
3.25	3.125	4.314	7.805	98.705
3.50	3.375	0.611	1.105	99.810
3.75	3.625	0.075	0.136	99.946
4.00	3.875	0.021	0.038	99.984
5.00	4.50	0.009	0.016	100.000

Statistical Results			
Mean:	2.6099	phi	(0.1638 mm)
Standard Dev:	0.4140	phi-units	(0.7506 mm)
Skewness:	-2.4122	dimensionless	
Kurtosis:	17.9742	dimensionless	
5th Moment:	-135.6160	dimensionless	
6th Moment:	1180.2715	dimensionless	
RARD *	0.1586	dimensionless	
Median	2.5439	phi	(0.1715 mm)

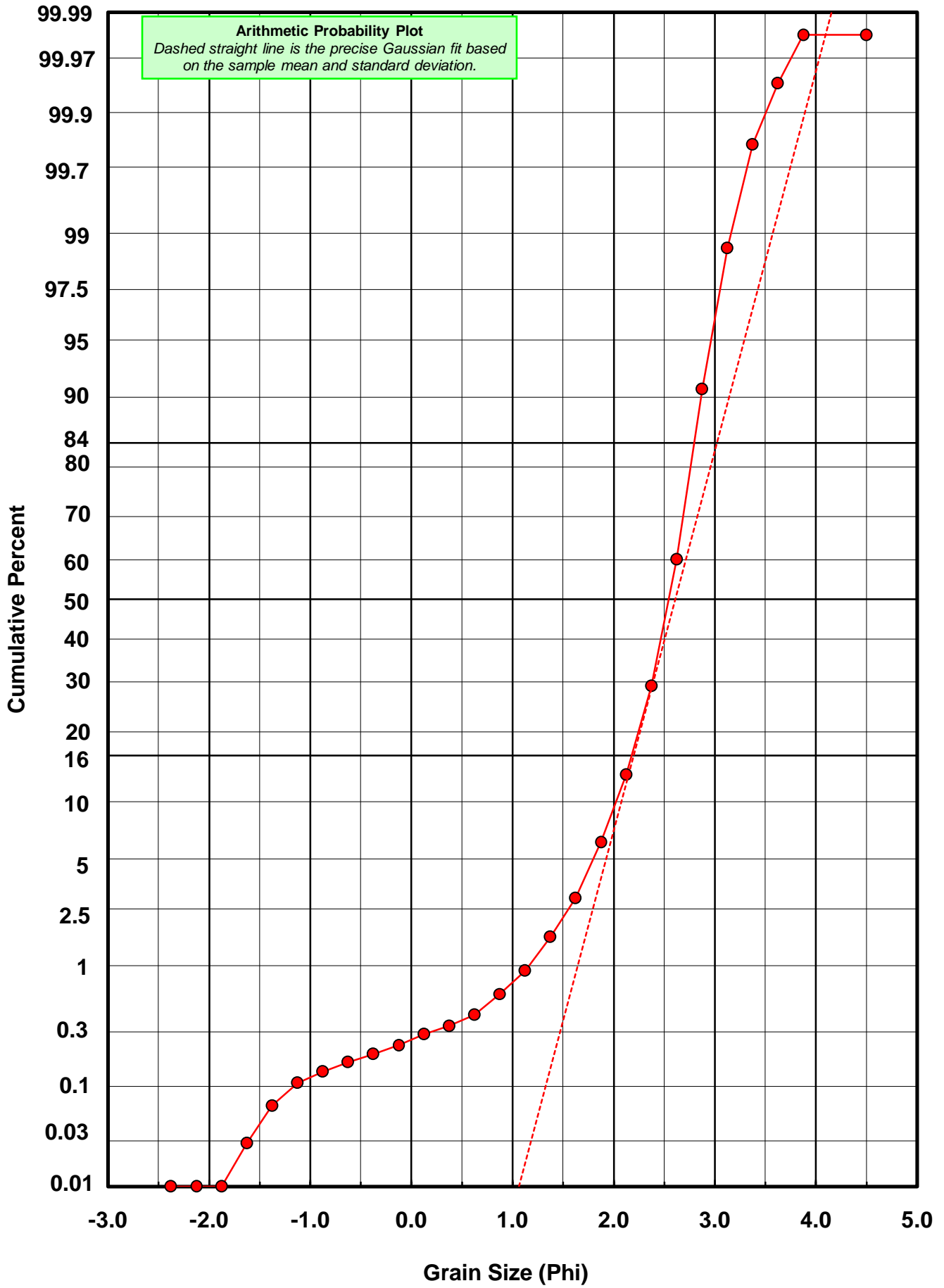
* RARD = reciprocal absolute relative dispersion (see below)

Statistical Explanation	
Calculations based on the Method of Moments	
Skewness: 3rd Stand. Moment; Exact Gaussian = 0.0	
Kurtosis: 4th Stand. Moment; Exact Gaussian = 3.0	
For Further Explanation, See Basille et al. 2002	
Millimeter data calculated by $mm = 2^{-(\phi)}$	

Reciprocal Absolute Relative Dispersion (RARD) Scale	
< 0.5	Excellent homogeneity (e.g., beaches)
0.5 to 1.0	Good homogeneity
1.0 to 1.33	Fair homogeneity
> 1.33	Poor homogeneity (e.g., glacial)



SA-06



Carbonate Grain Size Distribution

Onshore Grab Sample

Sample: SA-06

Total Carbonate Mass: 5.518 grams

% Carbonate: 4.2 %

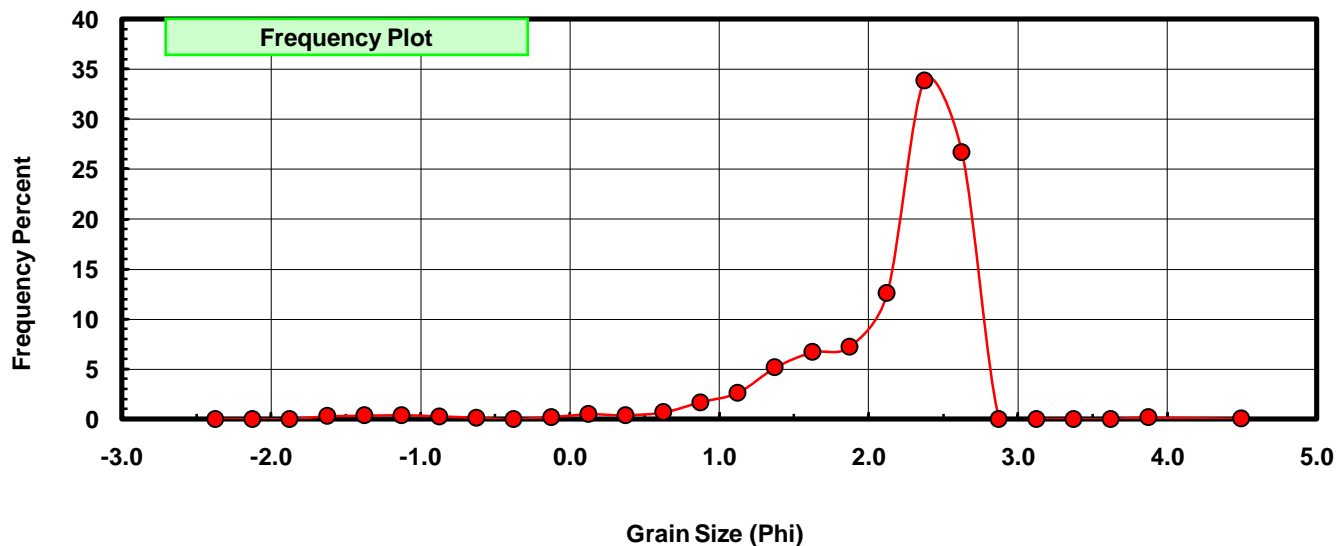
Sieve Size (phi)	Sieve Midpt (phi)	Weight (grams)	Freq Weight %	Cumulative Weight %
-2.25	-2.375	0.000	0.000	0.000
-2.00	-2.125	0.000	0.000	0.000
-1.75	-1.875	0.000	0.000	0.000
-1.50	-1.625	0.016	0.290	0.290
-1.25	-1.375	0.021	0.381	0.671
-1.00	-1.125	0.022	0.399	1.069
-0.75	-0.875	0.015	0.272	1.341
-0.50	-0.625	0.008	0.145	1.486
-0.25	-0.375	0.000	0.000	1.486
0.00	-0.125	0.012	0.217	1.704
0.25	0.125	0.027	0.489	2.193
0.50	0.375	0.022	0.399	2.592
0.75	0.625	0.037	0.671	3.262
1.00	0.875	0.093	1.685	4.947
1.25	1.125	0.145	2.628	7.575
1.50	1.375	0.285	5.165	12.740
1.75	1.625	0.369	6.687	19.427
2.00	1.875	0.400	7.249	26.676
2.25	2.125	0.694	12.577	39.253
2.50	2.375	1.869	33.871	73.124
2.75	2.625	1.471	26.658	99.783
3.00	2.875	0.000	0.000	99.783
3.25	3.125	0.000	0.000	99.783
3.50	3.375	0.000	0.000	99.783
3.75	3.625	0.000	0.000	99.783
4.00	3.875	0.009	0.163	99.946
5.00	4.500	0.003	0.054	100.000

Statistical Results			
Mean:	2.1285	phi	(0.2287 mm)
Standard Dev:	0.6493	phi-units	(0.6376 mm)
Skewness:	-2.5740	dimensionless	
Kurtosis:	12.6382	dimensionless	
5th Moment:	-60.1009	dimensionless	
6th Moment:	314.2211	dimensionless	
RARD *	0.3051	dimensionless	
Median	2.2043	phi	(0.217 mm)

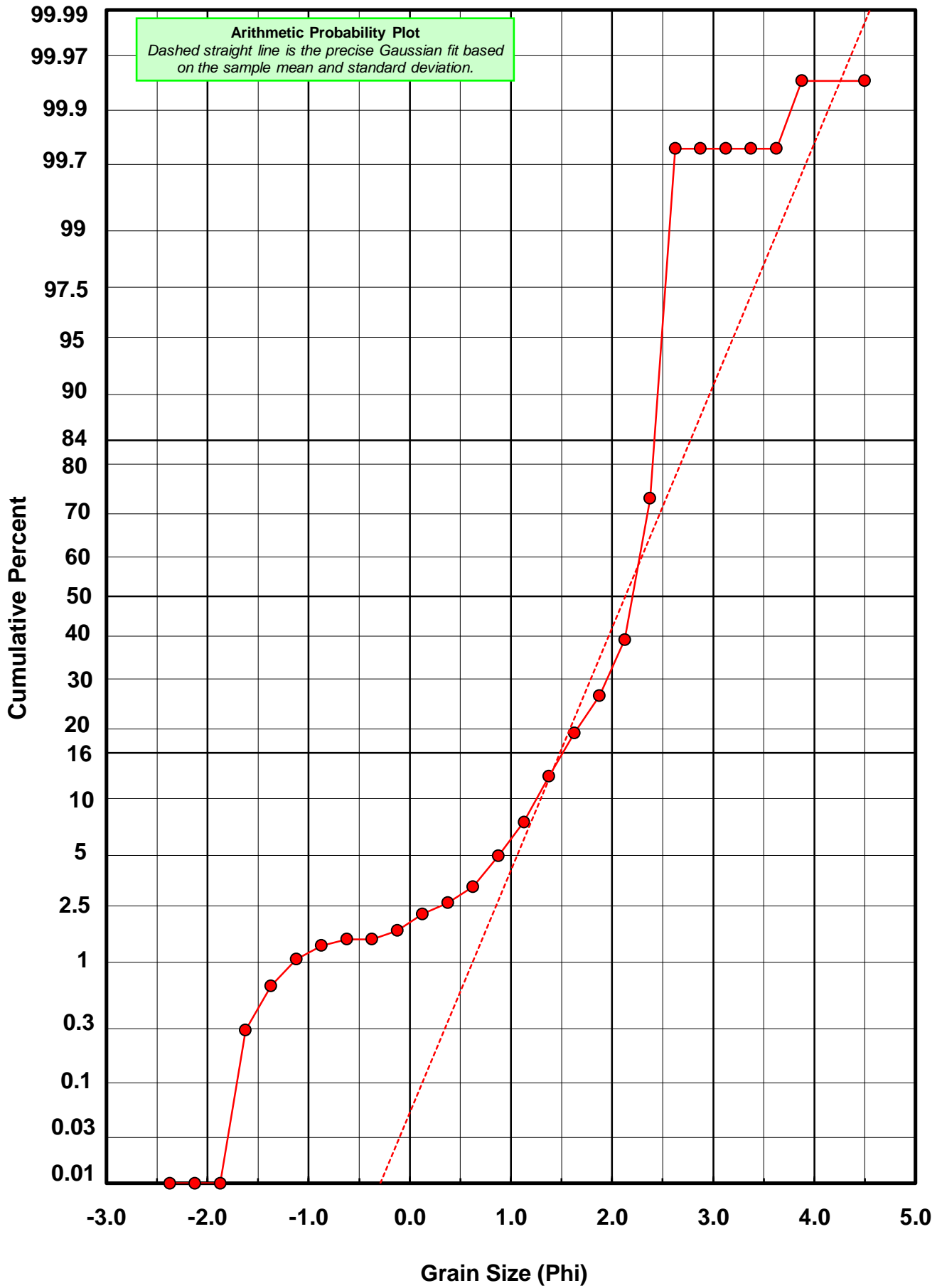
* RARD = reciprocal absolute relative dispersion (see below)

Statistical Explanation	
Calculations based on the Method of Moments	
Skewness: 3rd Stand. Moment; Exact Gaussian = 0.0	
Kurtosis: 4th Stand. Moment; Exact Gaussian = 3.0	
For Further Explanation, See Basille et al. 2002	
Millimeter data calculated by $mm = 2^{-(\phi)}$	

Reciprocal Absolute Relative Dispersion (RARD) Scale	
< 0.5	Excellent homogeneity (e.g., beaches)
0.5 to 1.0	Good homogeneity
1.0 to 1.33	Fair homogeneity
> 1.33	Poor homogeneity (e.g., glacial)



SA-06



Post-Digestion Grain Size Distribution

Onshore Grab Sample

Sample: SA-06

Total Digested Mass: 52.953 grams

% Silica: 95.8 %

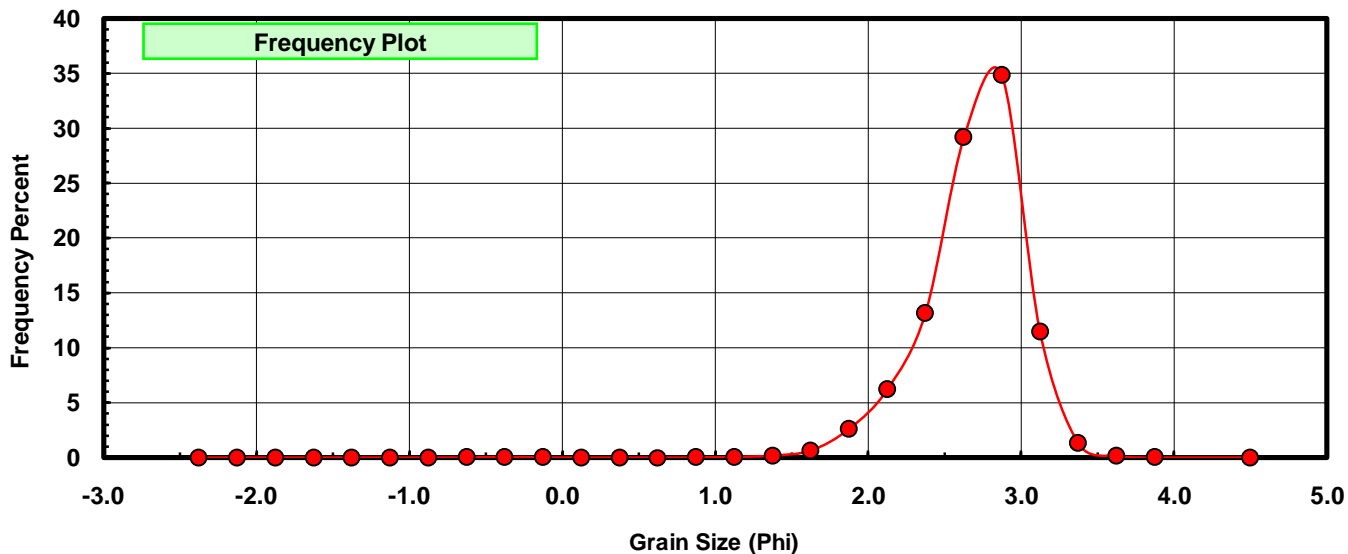
Sieve Size (phi)	Sieve Midpt (phi)	Weight (grams)	Freq Weight %	Cumulative Weight %
-2.25	-2.375	0.000	0.000	0.000
-2.00	-2.125	0.000	0.000	0.000
-1.75	-1.875	0.000	0.000	0.000
-1.50	-1.625	0.000	0.000	0.000
-1.25	-1.375	0.000	0.000	0.000
-1.00	-1.125	0.000	0.000	0.000
-0.75	-0.875	0.000	0.000	0.000
-0.50	-0.625	0.008	0.015	0.015
-0.25	-0.375	0.027	0.051	0.066
0.00	-0.125	0.008	0.015	0.081
0.25	0.125	0.004	0.008	0.089
0.50	0.375	0.006	0.011	0.100
0.75	0.625	0.007	0.013	0.113
1.00	0.875	0.018	0.034	0.147
1.25	1.125	0.027	0.051	0.198
1.50	1.375	0.097	0.183	0.381
1.75	1.625	0.342	0.646	1.027
2.00	1.875	1.392	2.629	3.656
2.25	2.125	3.280	6.194	9.850
2.50	2.375	6.966	13.155	23.005
2.75	2.625	15.446	29.169	52.175
3.00	2.875	18.454	34.850	87.024
3.25	3.125	6.070	11.463	98.487
3.50	3.375	0.694	1.311	99.798
3.75	3.625	0.089	0.168	99.966
4.00	3.875	0.012	0.023	99.989
5.00	4.500	0.006	0.011	100.000

Statistical Results			
Mean:	2.6846	phi	(0.1555 mm)
Standard Dev:	0.3432	phi-units	(0.7883 mm)
Skewness:	-1.3308	dimensionless	
Kurtosis:	9.5887	dimensionless	
5th Moment:	-58.9658	dimensionless	
6th Moment:	495.3878	dimensionless	
RARD *	0.1279	dimensionless	
Median	2.6064	phi	(0.1642 mm)

* RARD = reciprocal absolute relative dispersion (see below)

Statistical Explanation	
Calculations based on the Method of Moments	
Skewness: 3rd Stand. Moment; Exact Gaussian = 0.0	
Kurtosis: 4th Stand. Moment; Exact Gaussian = 3.0	
For Further Explanation, See Basille et al. 2002	
Millimeter data calculated by $mm = 2^{-(\phi)}$	

Reciprocal Absolute Relative Dispersion (RARD) Scale	
< 0.5	Excellent homogeneity (e.g., beaches)
0.5 to 1.0	Good homogeneity
1.0 to 1.33	Fair homogeneity
> 1.33	Poor homogeneity (e.g., glacial)



SA-06

