

**Onshore Grab Sample**

**Sample:** SA-04-BB  
**Sample Taken By:** D. Phelps  
**Sample Collected On:** 12/3/09  
**Splits?** N/A

**County:** Sarasota  
**Latitude:** 27° 20' 56"  
**Longitude:** 82° 36' 37.2"  
**Datum:** WGS 84  
**Surf. Elev:** N/A  
**Datum:** N/A

**Fine Data Summary**

Total Sample Weight 53.178 grams  
Total Fines in Sample 0.257 grams  
Total Percent Fines 0.48 %

**Dry Sieving Summary**

Total Sample Weight 52.987 grams  
Total Digested Weight 21.677 grams  
Total Carbonate Weight 31.310 grams  
Total Silica % 40.91 %  
Total Carbonate % 59.09 %  
Carbonate/Silica Ratio 1.444

**General Comments:**

None

**Description**

Worked By: M. Ladle

# Pre-Digestion Grain Size Distribution

Onshore Grab Sample

Sample: SA-04-BB

Total Sample Mass: 52.987 grams

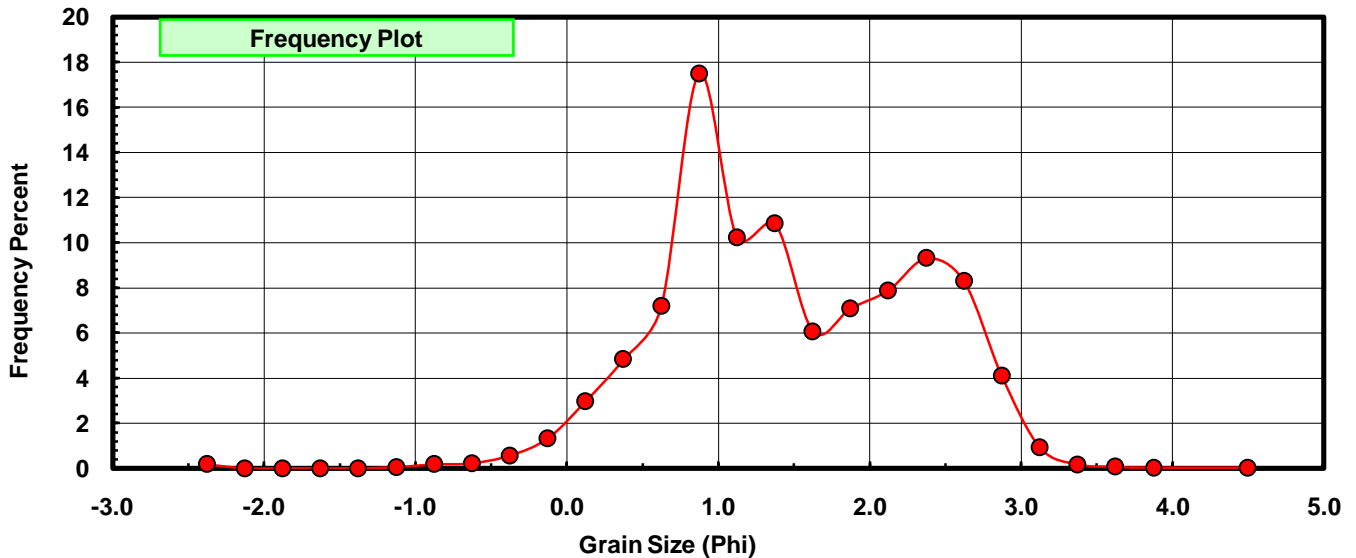
Sieve Size (phi)	Sieve Midpt (phi)	Weight (grams)	Freq Weight %	Cumulative Weight %
-2.25	-2.375	0.093	0.176	0.176
-2.00	-2.125	0.000	0.000	0.176
-1.75	-1.875	0.000	0.000	0.176
-1.50	-1.625	0.000	0.000	0.176
-1.25	-1.375	0.000	0.000	0.176
-1.00	-1.125	0.025	0.047	0.223
-0.75	-0.875	0.093	0.176	0.398
-0.50	-0.625	0.117	0.221	0.619
-0.25	-0.375	0.299	0.564	1.183
0.00	-0.125	0.705	1.331	2.514
0.25	0.125	1.576	2.974	5.488
0.50	0.375	2.558	4.828	10.316
0.75	0.625	3.805	7.181	17.497
1.00	0.875	9.268	17.491	34.988
1.25	1.125	5.425	10.238	45.226
1.50	1.375	5.748	10.848	56.074
1.75	1.625	3.214	6.066	62.140
2.00	1.875	3.755	7.087	69.226
2.25	2.125	4.176	7.881	77.108
2.50	2.375	4.931	9.306	86.414
2.75	2.625	4.391	8.287	94.701
3.00	2.875	2.169	4.093	98.794
3.25	3.125	0.489	0.923	99.717
3.50	3.375	0.087	0.164	99.881
3.75	3.625	0.034	0.064	99.945
4.00	3.875	0.014	0.026	99.972
5.00	4.50	0.015	0.028	100.000

Statistical Results			
Mean:	1.4669	phi	(0.3618 mm)
Standard Dev:	0.8401	phi-units	(0.5586 mm)
Skewness:	-0.0785	dimensionless	
Kurtosis:	2.8683	dimensionless	
5th Moment:	-3.6326	dimensionless	
6th Moment:	23.7016	dimensionless	
RARD *	0.5727	dimensionless	
Median	1.2350	phi	(0.4248 mm)

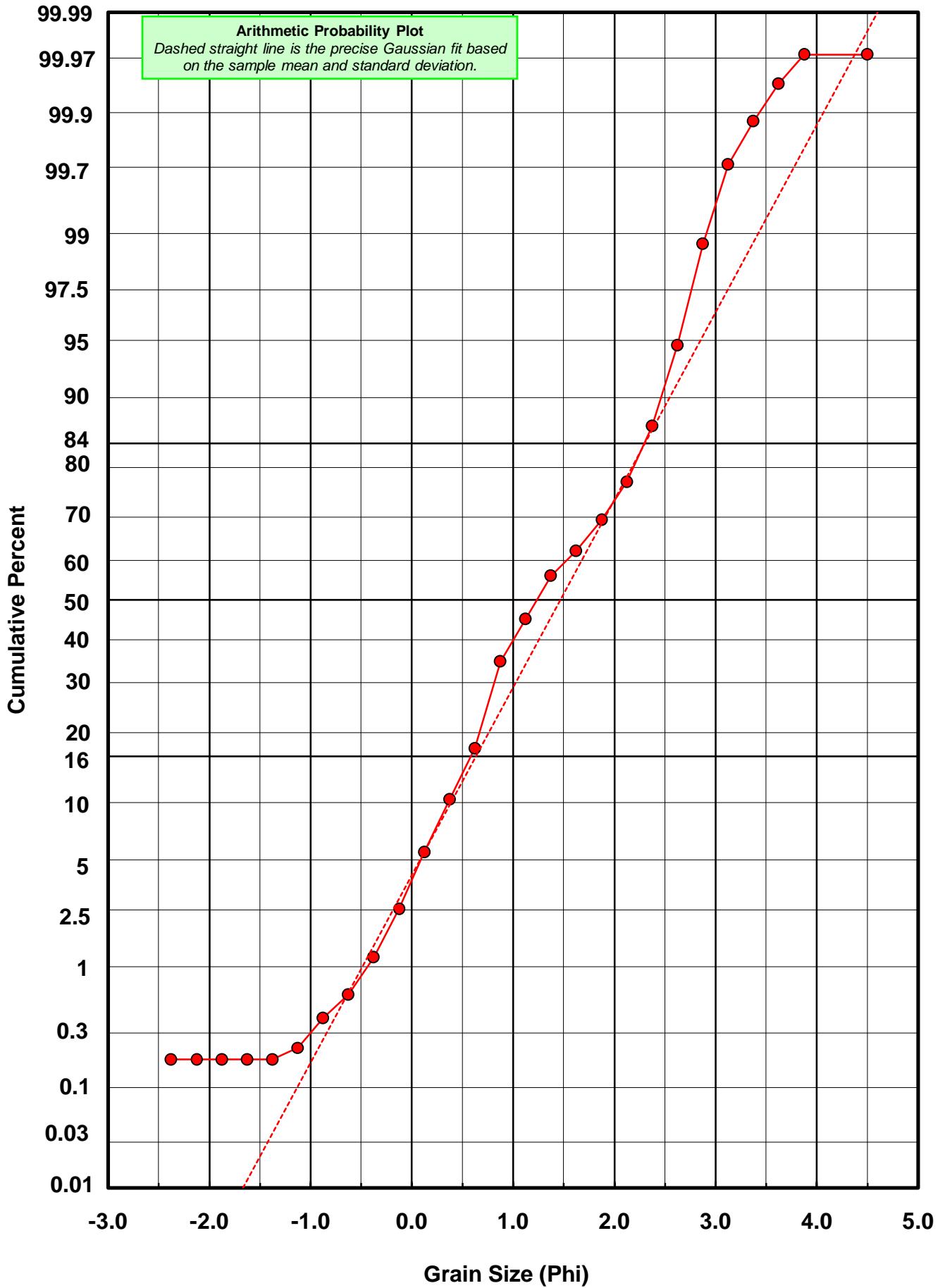
\* RARD = reciprocal absolute relative dispersion (see below)

Statistical Explanation	
Calculations based on the Method of Moments	
Skewness: 3rd Stand. Moment; Exact Gaussian = 0.0	
Kurtosis: 4th Stand. Moment; Exact Gaussian = 3.0	
For Further Explanation, See Basille et al. 2002	
Millimeter data calculated by $mm = 2^{-(\phi)}$	

Reciprocal Absolute Relative Dispersion (RARD) Scale	
< 0.5	Excellent homogeneity (e.g., beaches)
0.5 to 1.0	Good homogeneity
1.0 to 1.33	Fair homogeneity
> 1.33	Poor homogeneity (e.g., glacial)



# SA-04-BB



# Carbonate Grain Size Distribution

Onshore Grab Sample

Sample: SA-04-BB

Total Carbonate Mass: 31.813 grams

% Carbonate: 59.1 %

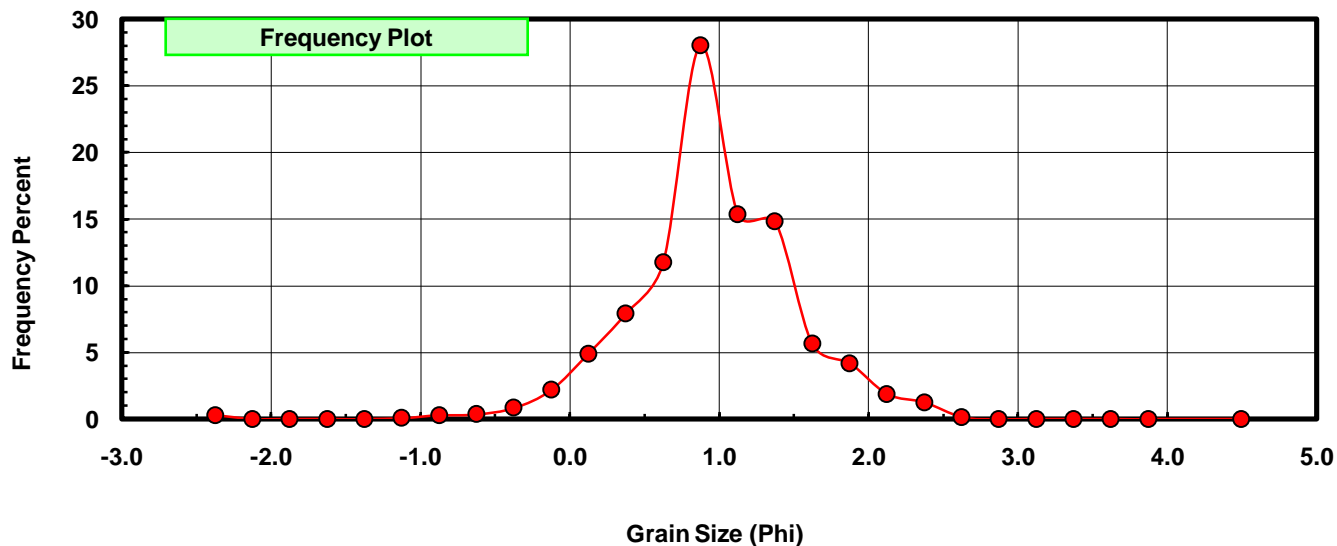
Sieve Size (phi)	Sieve Midpt (phi)	Weight (grams)	Freq Weight %	Cumulative Weight %
-2.25	-2.375	0.093	0.292	0.292
-2.00	-2.125	0.000	0.000	0.292
-1.75	-1.875	0.000	0.000	0.292
-1.50	-1.625	0.000	0.000	0.292
-1.25	-1.375	0.000	0.000	0.292
-1.00	-1.125	0.025	0.079	0.371
-0.75	-0.875	0.093	0.292	0.663
-0.50	-0.625	0.117	0.368	1.031
-0.25	-0.375	0.269	0.846	1.877
0.00	-0.125	0.699	2.197	4.074
0.25	0.125	1.562	4.910	8.984
0.50	0.375	2.520	7.921	16.905
0.75	0.625	3.738	11.750	28.655
1.00	0.875	8.922	28.045	56.700
1.25	1.125	4.884	15.352	72.052
1.50	1.375	4.711	14.808	86.861
1.75	1.625	1.800	5.658	92.519
2.00	1.875	1.332	4.187	96.706
2.25	2.125	0.596	1.873	98.579
2.50	2.375	0.400	1.257	99.837
2.75	2.625	0.046	0.145	99.981
3.00	2.875	0.000	0.000	99.981
3.25	3.125	0.000	0.000	99.981
3.50	3.375	0.000	0.000	99.981
3.75	3.625	0.000	0.000	99.981
4.00	3.875	0.000	0.000	99.981
5.00	4.500	0.006	0.019	100.000

Statistical Results			
Mean:	0.9572	phi	(0.5151 mm)
Standard Dev:	0.5741	phi-units	(0.6717 mm)
Skewness:	-0.5593	dimensionless	
Kurtosis:	6.5977	dimensionless	
5th Moment:	-19.0152	dimensionless	
6th Moment:	141.8974	dimensionless	
RARD *	0.5998	dimensionless	
Median	0.8153	phi	(0.5683 mm)

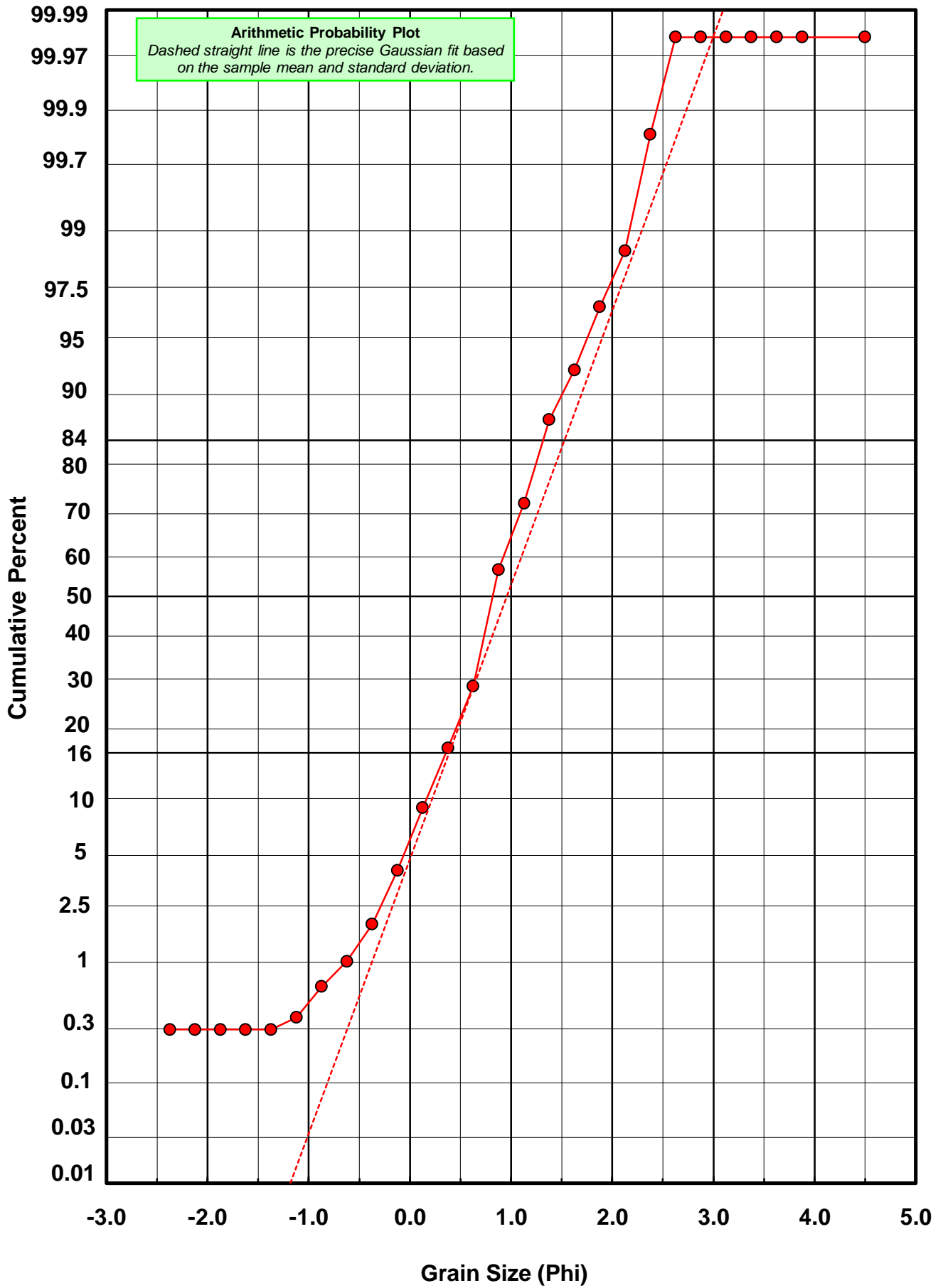
\* RARD = reciprocal absolute relative dispersion (see below)

Statistical Explanation	
Calculations based on the Method of Moments	
Skewness: 3rd Stand. Moment; Exact Gaussian = 0.0	
Kurtosis: 4th Stand. Moment; Exact Gaussian = 3.0	
For Further Explanation, See Basille et al. 2002	
Millimeter data calculated by $mm = 2^{-(\phi)}$	

Reciprocal Absolute Relative Dispersion (RARD) Scale	
< 0.5	Excellent homogeneity (e.g., beaches)
0.5 to 1.0	Good homogeneity
1.0 to 1.33	Fair homogeneity
> 1.33	Poor homogeneity (e.g., glacial)



# SA-04-BB



# Post-Digestion Grain Size Distribution

Onshore Grab Sample

Sample: SA-04-BB

Total Digested Mass: 21.677 grams

% Silica: 40.9 %

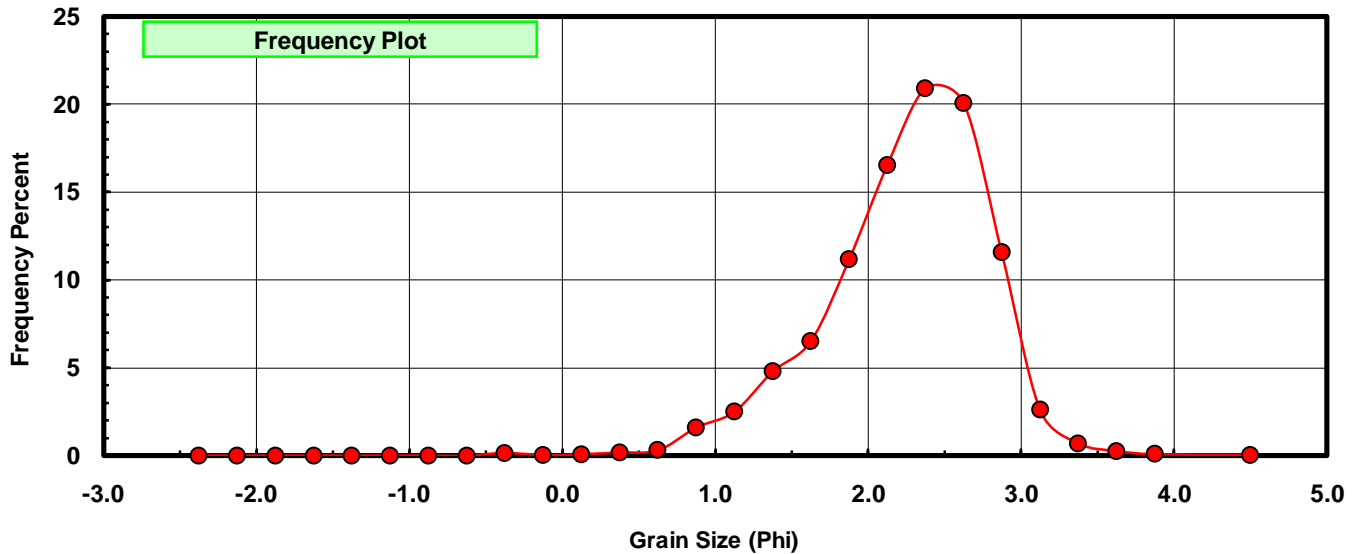
Sieve Size (phi)	Sieve Midpt (phi)	Weight (grams)	Freq Weight %	Cumulative Weight %
-2.25	-2.375	0.000	0.000	0.000
-2.00	-2.125	0.000	0.000	0.000
-1.75	-1.875	0.000	0.000	0.000
-1.50	-1.625	0.000	0.000	0.000
-1.25	-1.375	0.000	0.000	0.000
-1.00	-1.125	0.000	0.000	0.000
-0.75	-0.875	0.000	0.000	0.000
-0.50	-0.625	0.000	0.000	0.000
-0.25	-0.375	0.030	0.138	0.138
0.00	-0.125	0.006	0.028	0.166
0.25	0.125	0.014	0.065	0.231
0.50	0.375	0.038	0.175	0.406
0.75	0.625	0.067	0.309	0.715
1.00	0.875	0.346	1.596	2.311
1.25	1.125	0.541	2.496	4.807
1.50	1.375	1.037	4.784	9.591
1.75	1.625	1.414	6.523	16.114
2.00	1.875	2.423	11.178	27.292
2.25	2.125	3.580	16.515	43.807
2.50	2.375	4.531	20.902	64.709
2.75	2.625	4.345	20.044	84.753
3.00	2.875	2.505	11.556	96.309
3.25	3.125	0.565	2.606	98.916
3.50	3.375	0.151	0.697	99.612
3.75	3.625	0.057	0.263	99.875
4.00	3.875	0.018	0.083	99.958
5.00	4.500	0.009	0.042	100.000

Statistical Results			
Mean:	2.2509	phi	(0.2101 mm)
Standard Dev:	0.5467	phi-units	(0.6846 mm)
Skewness:	-0.7058	dimensionless	
Kurtosis:	4.0180	dimensionless	
5th Moment:	-7.9146	dimensionless	
6th Moment:	39.2968	dimensionless	
RARD *	0.2429	dimensionless	
Median	2.1991	phi	(0.2178 mm)

\* RARD = reciprocal absolute relative dispersion (see below)

Statistical Explanation	
Calculations based on the Method of Moments	
Skewness: 3rd Stand. Moment; Exact Gaussian = 0.0	
Kurtosis: 4th Stand. Moment; Exact Gaussian = 3.0	
For Further Explanation, See Basille et al. 2002	
Millimeter data calculated by $mm = 2^{-(\phi)}$	

Reciprocal Absolute Relative Dispersion (RARD) Scale	
< 0.5	Excellent homogeneity (e.g., beaches)
0.5 to 1.0	Good homogeneity
1.0 to 1.33	Fair homogeneity
> 1.33	Poor homogeneity (e.g., glacial)



# SA-04-BB

