

## **Onshore Grab Sample**

**Sample:** SA-03  
**Sample Taken By:** D. Phelps  
**Sample Collected On:** 12/3/09  
**Splits?** N/A

**County:** Sarasota  
**Latitude:** 27° 21' 32.9"  
**Longitude:** 82° 37' 14.6"  
**Datum:** WGS 84  
**Surf. Elev:** N/A  
**Datum:** N/A

### **Fine Data Summary**

Total Sample Weight	51.667 grams
Total Fines in Sample	0.693 grams
Total Percent Fines	1.32 %

### **Dry Sieving Summary**

Total Sample Weight	51.261 grams
Total Digested Weight	10.636 grams
Total Carbonate Weight	40.625 grams
Total Silica %	20.75 %
Total Carbonate %	79.25 %
Carbonate/Silica Ratio	3.820

### **General Comments:**

Spilt some sample at 1.25 phi.

### **Description**

Worked By: M. Ladle

# Pre-Digestion Grain Size Distribution

Onshore Grab Sample

Sample: SA-03

Total Sample Mass: 51.261 grams

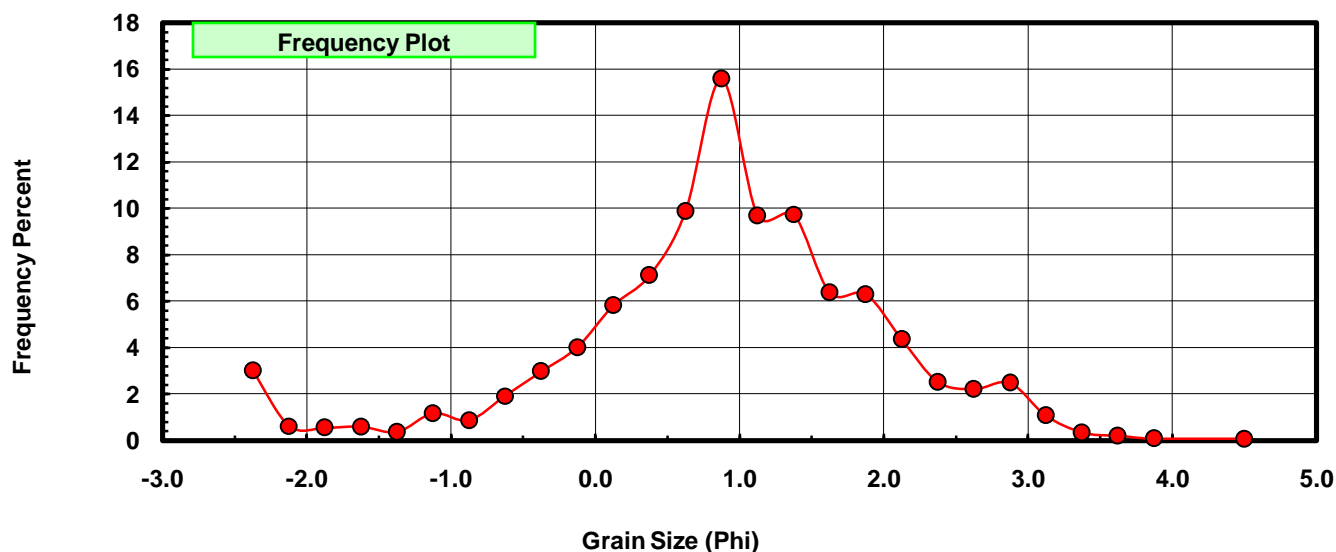
Sieve Size (phi)	Sieve Midpt (phi)	Weight (grams)	Freq Weight %	Cumulative Weight %
-2.25	-2.375	1.539	3.002	3.002
-2.00	-2.125	0.324	0.632	3.634
-1.75	-1.875	0.282	0.550	4.184
-1.50	-1.625	0.307	0.599	4.783
-1.25	-1.375	0.190	0.371	5.154
-1.00	-1.125	0.601	1.172	6.326
-0.75	-0.875	0.450	0.878	7.204
-0.50	-0.625	0.988	1.927	9.132
-0.25	-0.375	1.525	2.975	12.107
0.00	-0.125	2.058	4.015	16.121
0.25	0.125	2.985	5.823	21.945
0.50	0.375	3.651	7.122	29.067
0.75	0.625	5.058	9.867	38.934
1.00	0.875	7.983	15.573	54.507
1.25	1.125	4.960	9.676	64.183
1.50	1.375	5.000	9.754	73.937
1.75	1.625	3.274	6.387	80.324
2.00	1.875	3.231	6.303	86.627
2.25	2.125	2.232	4.354	90.981
2.50	2.375	1.292	2.520	93.502
2.75	2.625	1.132	2.208	95.710
3.00	2.875	1.271	2.479	98.190
3.25	3.125	0.554	1.081	99.270
3.50	3.375	0.178	0.347	99.618
3.75	3.625	0.107	0.209	99.826
4.00	3.875	0.048	0.094	99.920
5.00	4.50	0.041	0.080	100.000

Statistical Results			
Mean:	0.8798	phi	(0.5434 mm)
Standard Dev:	1.1356	phi-units	(0.4552 mm)
Skewness:	-0.6507	dimensionless	
Kurtosis:	4.1093	dimensionless	
5th Moment:	-6.2002	dimensionless	
6th Moment:	25.8873	dimensionless	
RARD *	1.2907	dimensionless	
Median	0.8026	phi	(0.5733 mm)

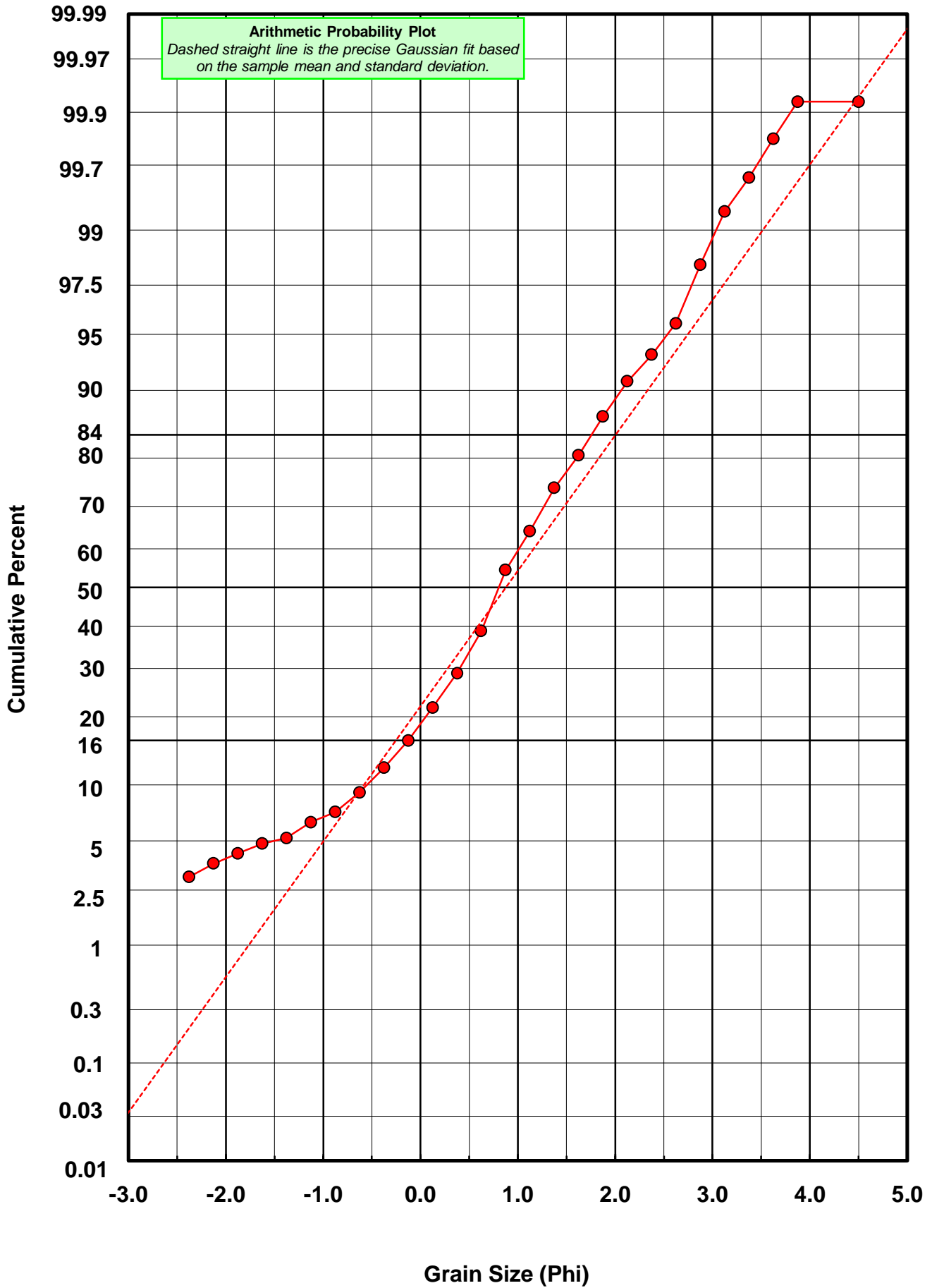
\* RARD = reciprocal absolute relative dispersion (see below)

Statistical Explanation	
Calculations based on the Method of Moments	
Skewness: 3rd Stand. Moment; Exact Gaussian = 0.0	
Kurtosis: 4th Stand. Moment; Exact Gaussian = 3.0	
For Further Explanation, See Basille et al. 2002	
Millimeter data calculated by $mm = 2^{(-phi)}$	

Reciprocal Absolute Relative Dispersion (RARD) Scale	
< 0.5	Excellent homogeneity (e.g., beaches)
0.5 to 1.0	Good homogeneity
1.0 to 1.33	Fair homogeneity
> 1.33	Poor homogeneity (e.g., glacial)



# SA-03



# Carbonate Grain Size Distribution

Onshore Grab Sample

Sample: SA-03

Total Carbonate Mass: 40.811 grams

% Carbonate: 79.3 %

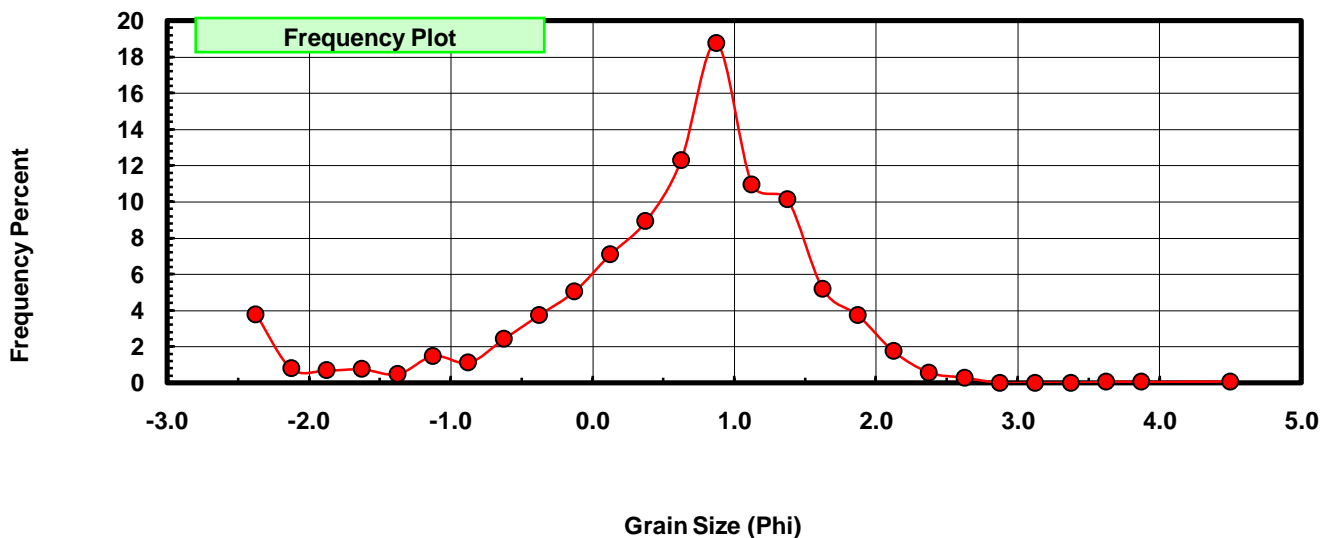
Sieve Size (phi)	Sieve Midpt (phi)	Weight (grams)	Freq Weight %	Cumulative Weight %
-2.25	-2.375	1.539	3.771	3.771
-2.00	-2.125	0.324	0.794	4.565
-1.75	-1.875	0.282	0.691	5.256
-1.50	-1.625	0.307	0.752	6.008
-1.25	-1.375	0.190	0.466	6.474
-1.00	-1.125	0.601	1.473	7.946
-0.75	-0.875	0.450	1.103	9.049
-0.50	-0.625	0.988	2.421	11.470
-0.25	-0.375	1.525	3.737	15.207
0.00	-0.125	2.058	5.043	20.249
0.25	0.125	2.886	7.072	27.321
0.50	0.375	3.640	8.919	36.240
0.75	0.625	5.011	12.279	48.519
1.00	0.875	7.656	18.760	67.278
1.25	1.125	4.471	10.955	78.234
1.50	1.375	4.138	10.139	88.373
1.75	1.625	2.109	5.168	93.541
2.00	1.875	1.522	3.729	97.270
2.25	2.125	0.711	1.742	99.013
2.50	2.375	0.226	0.554	99.566
2.75	2.625	0.112	0.274	99.841
3.00	2.875	0.000	0.000	99.841
3.25	3.125	0.000	0.000	99.841
3.50	3.375	0.000	0.000	99.841
3.75	3.625	0.020	0.049	99.890
4.00	3.875	0.022	0.054	99.944
5.00	4.500	0.023	0.056	100.000

Statistical Results			
Mean:	0.5638	phi	(0.6765 mm)
Standard Dev:	1.0044	phi-units	(0.4985 mm)
Skewness:	-1.1198	dimensionless	
Kurtosis:	4.6912	dimensionless	
5th Moment:	-9.3684	dimensionless	
6th Moment:	34.4734	dimensionless	
RARD *	1.7814	dimensionless	
Median	0.6447	phi	(0.6396 mm)

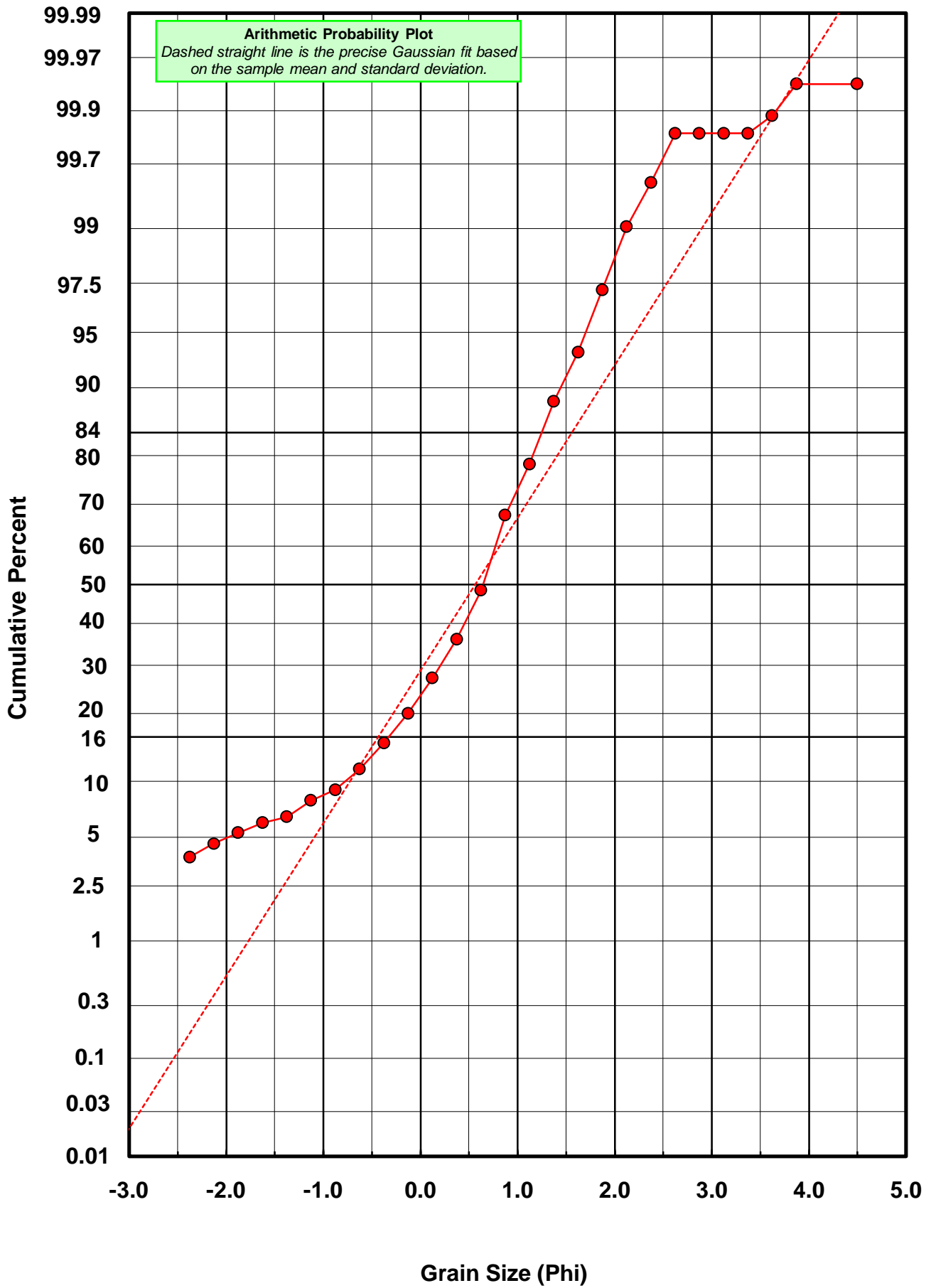
\* RARD = reciprocal absolute relative dispersion (see below)

Statistical Explanation	
Calculations based on the Method of Moments	
Skewness: 3rd Stand. Moment; Exact Gaussian = 0.0	
Kurtosis: 4th Stand. Moment; Exact Gaussian = 3.0	
For Further Explanation, See Basille et al. 2002	
Millimeter data calculated by $mm = 2^{-(\phi)}$	

Reciprocal Absolute Relative Dispersion (RARD) Scale	
< 0.5	Excellent homogeneity (e.g., beaches)
0.5 to 1.0	Good homogeneity
1.0 to 1.33	Fair homogeneity
> 1.33	Poor homogeneity (e.g., glacial)



# SA-03



# Post-Digestion Grain Size Distribution

Onshore Grab Sample

Sample: SA-03

Total Digested Mass: 10.636 grams

% Silica: 20.7 %

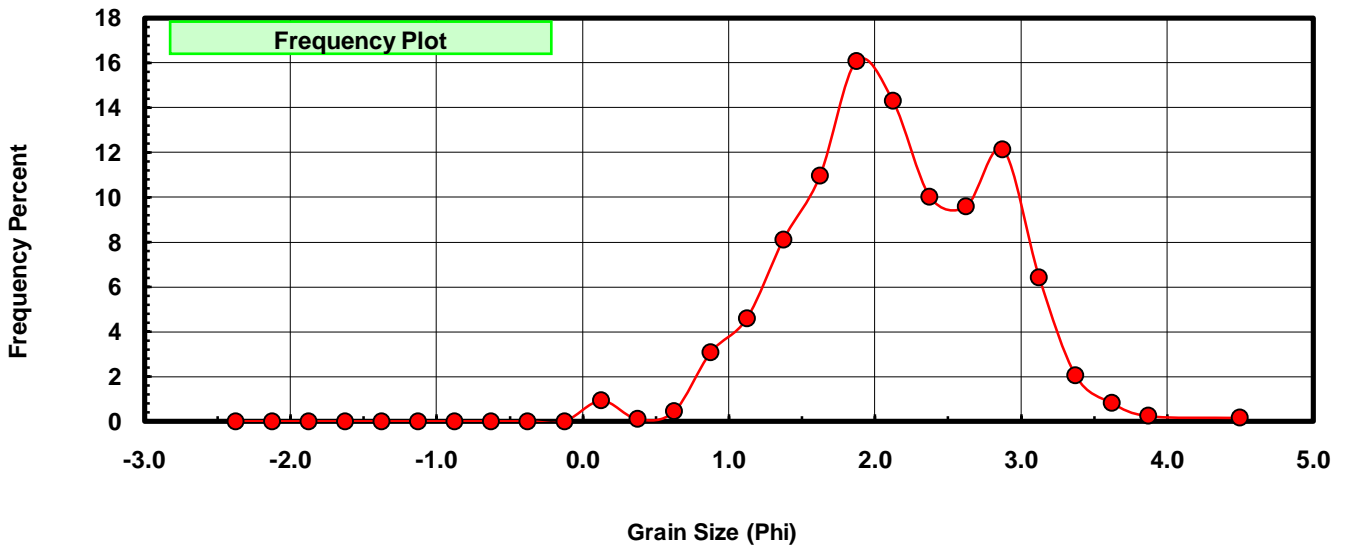
Sieve Size (phi)	Sieve Midpt (phi)	Weight (grams)	Freq Weight %	Cumulative Weight %
-2.25	-2.375	0.000	0.000	0.000
-2.00	-2.125	0.000	0.000	0.000
-1.75	-1.875	0.000	0.000	0.000
-1.50	-1.625	0.000	0.000	0.000
-1.25	-1.375	0.000	0.000	0.000
-1.00	-1.125	0.000	0.000	0.000
-0.75	-0.875	0.000	0.000	0.000
-0.50	-0.625	0.000	0.000	0.000
-0.25	-0.375	0.000	0.000	0.000
0.00	-0.125	0.000	0.000	0.000
0.25	0.125	0.099	0.931	0.931
0.50	0.375	0.011	0.103	1.034
0.75	0.625	0.047	0.442	1.476
1.00	0.875	0.327	3.074	4.551
1.25	1.125	0.489	4.598	9.148
1.50	1.375	0.862	8.105	17.253
1.75	1.625	1.165	10.953	28.206
2.00	1.875	1.709	16.068	44.274
2.25	2.125	1.521	14.300	58.575
2.50	2.375	1.066	10.023	68.597
2.75	2.625	1.020	9.590	78.187
3.00	2.875	1.290	12.129	90.316
3.25	3.125	0.682	6.412	96.728
3.50	3.375	0.217	2.040	98.768
3.75	3.625	0.087	0.818	99.586
4.00	3.875	0.026	0.244	99.831
5.00	4.500	0.018	0.169	100.000

Statistical Results			
Mean:	2.1320	phi	(0.2281 mm)
Standard Dev:	0.7104	phi-units	(0.6111 mm)
Skewness:	-0.0888	dimensionless	
Kurtosis:	2.6553	dimensionless	
5th Moment:	-0.8784	dimensionless	
6th Moment:	12.8203	dimensionless	
RARD *	0.3332	dimensionless	
Median	1.9751	phi	(0.2544 mm)

\* RARD = reciprocal absolute relative dispersion (see below)

Statistical Explanation	
Calculations based on the Method of Moments	
Skewness: 3rd Stand. Moment; Exact Gaussian = 0.0	
Kurtosis: 4th Stand. Moment; Exact Gaussian = 3.0	
For Further Explanation, See Basille et al. 2002	
Millimeter data calculated by $mm = 2^{-(\phi)}$	

Reciprocal Absolute Relative Dispersion (RARD) Scale	
< 0.5	Excellent homogeneity (e.g., beaches)
0.5 to 1.0	Good homogeneity
1.0 to 1.33	Fair homogeneity
> 1.33	Poor homogeneity (e.g., glacial)



# SA-03

