

**Onshore Grab Sample**

**Sample:** PI-48-BB  
**Sample Taken By:** D. Phelps  
**Sample Collected On:** 11/4/09  
**Splits?** N/A

**County:** Pinellas  
**Latitude:** 27° 36' 42.8"  
**Longitude:** 82° 44' 2.0"  
**Datum:** WGS 84  
**Surf. Elev:** N/A  
**Datum:** N/A

**Fine Data Summary**

Total Sample Weight	57.344 grams
Total Fines in Sample	0.265 grams
Total Percent Fines	0.46 %

**Dry Sieving Summary**

Total Sample Weight	57.009 grams
Total Digested Weight	15.873 grams
Total Carbonate Weight	41.136 grams
Total Silica %	27.84 %
Total Carbonate %	72.16 %
Carbonate/Silica Ratio	2.592

**General Comments:**

None

**Description**

Worked By: M. Ladle

# Pre-Digestion Grain Size Distribution

Onshore Grab Sample

Sample: PI-48-BB

Total Sample Mass: 57.009 grams

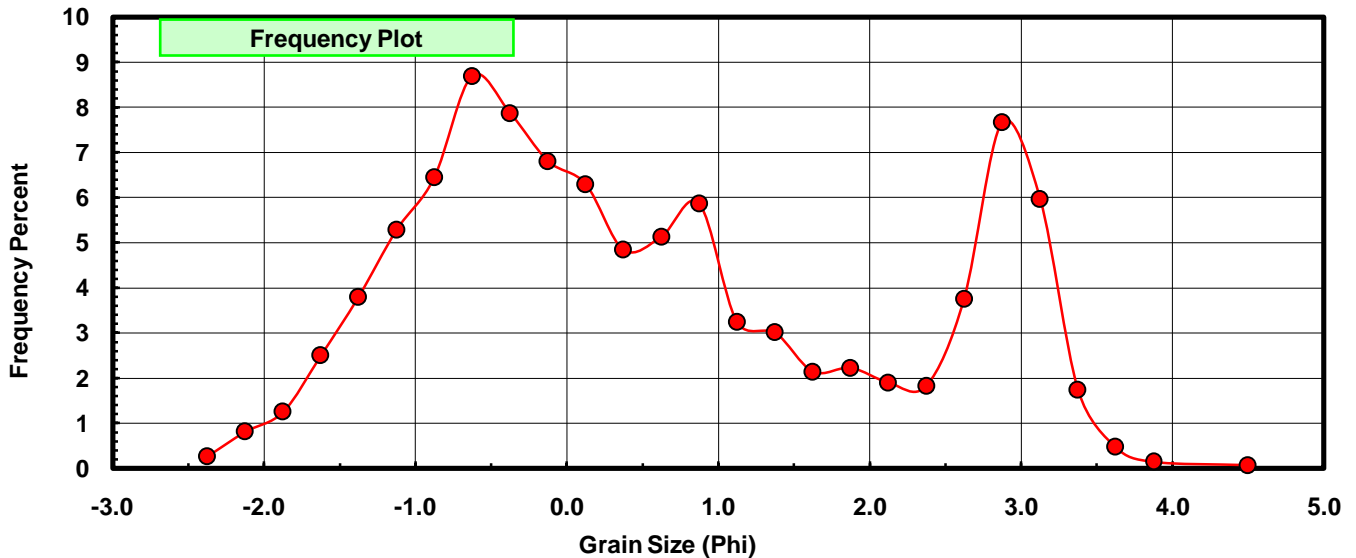
Sieve Size (phi)	Sieve Midpt (phi)	Weight (grams)	Freq Weight %	Cumulative Weight %
-2.25	-2.375	0.148	0.260	0.260
-2.00	-2.125	0.462	0.810	1.070
-1.75	-1.875	0.715	1.254	2.324
-1.50	-1.625	1.424	2.498	4.822
-1.25	-1.375	2.167	3.801	8.623
-1.00	-1.125	3.011	5.282	13.905
-0.75	-0.875	3.672	6.441	20.346
-0.50	-0.625	4.955	8.692	29.038
-0.25	-0.375	4.485	7.867	36.905
0.00	-0.125	3.880	6.806	43.711
0.25	0.125	3.587	6.292	50.003
0.50	0.375	2.760	4.841	54.844
0.75	0.625	2.926	5.133	59.976
1.00	0.875	3.345	5.867	65.844
1.25	1.125	1.848	3.242	69.086
1.50	1.375	1.715	3.008	72.094
1.75	1.625	1.221	2.142	74.236
2.00	1.875	1.269	2.226	76.462
2.25	2.125	1.080	1.894	78.356
2.50	2.375	1.041	1.826	80.182
2.75	2.625	2.141	3.756	83.938
3.00	2.875	4.370	7.665	91.603
3.25	3.125	3.404	5.971	97.574
3.50	3.375	0.991	1.738	99.312
3.75	3.625	0.270	0.474	99.786
4.00	3.875	0.083	0.146	99.932
5.00	4.50	0.039	0.068	100.000

Statistical Results			
Mean:	0.5897	phi	(0.6645 mm)
Standard Dev:	1.5344	phi-units	(0.3452 mm)
Skewness:	0.3848	dimensionless	
Kurtosis:	1.9597	dimensionless	
5th Moment:	1.3604	dimensionless	
6th Moment:	4.8197	dimensionless	
RARD *	2.6021	dimensionless	
Median	0.1249	phi	(0.9171 mm)

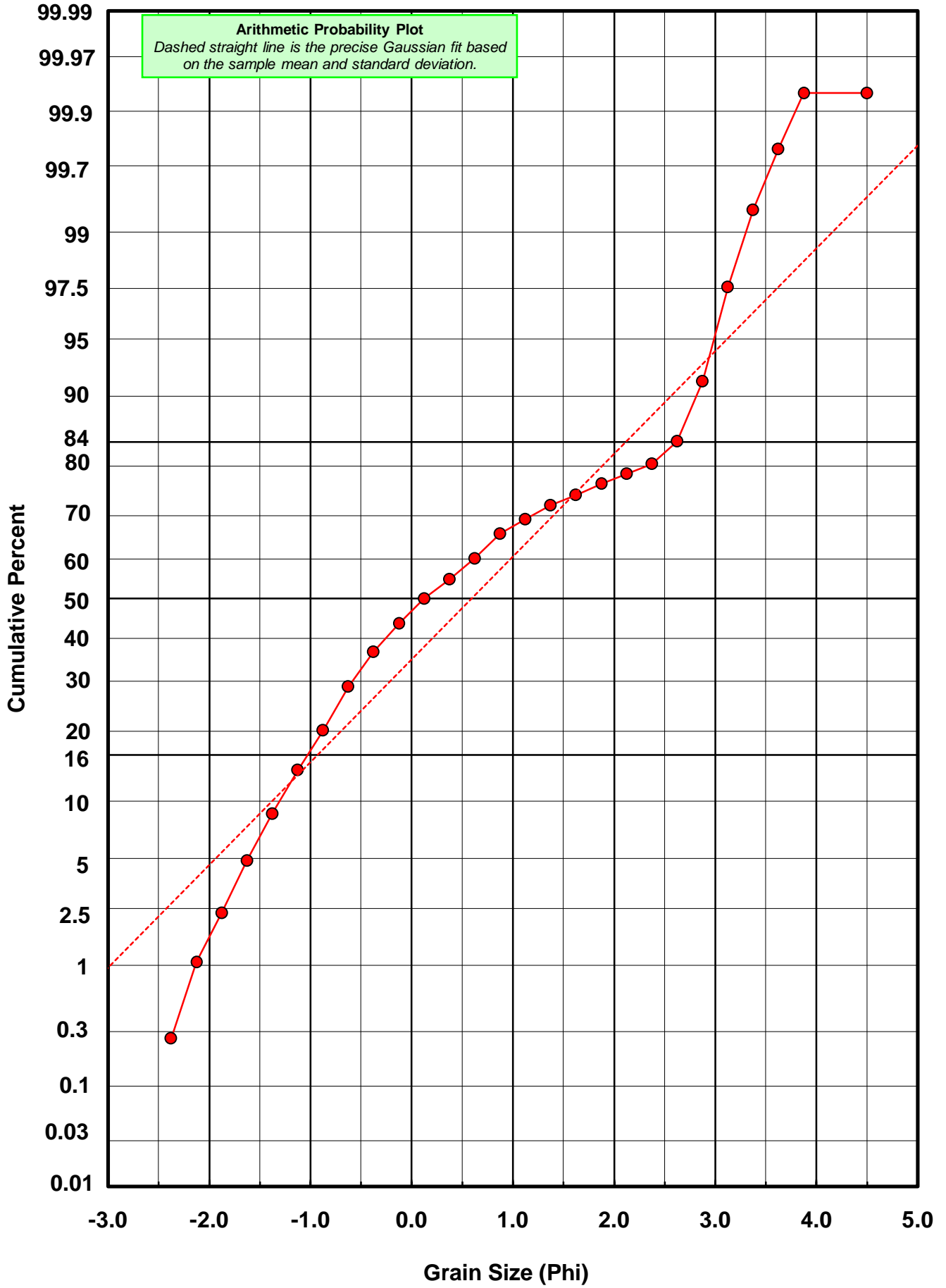
\* RARD = reciprocal absolute relative dispersion (see below)

Statistical Explanation	
Calculations based on the Method of Moments	
Skewness: 3rd Stand. Moment; Exact Gaussian = 0.0	
Kurtosis: 4th Stand. Moment; Exact Gaussian = 3.0	
For Further Explanation, See Basille et al. 2002	
Millimeter data calculated by $mm = 2^{-(\phi)}$	

Reciprocal Absolute Relative Dispersion (RARD) Scale	
< 0.5	Excellent homogeneity (e.g., beaches)
0.5 to 1.0	Good homogeneity
1.0 to 1.33	Fair homogeneity
> 1.33	Poor homogeneity (e.g., glacial)



# PI-48-BB



# Carbonate Grain Size Distribution

Onshore Grab Sample

Sample: PI-48-BB

Total Carbonate Mass: 41.397 grams

% Carbonate: 72.2 %

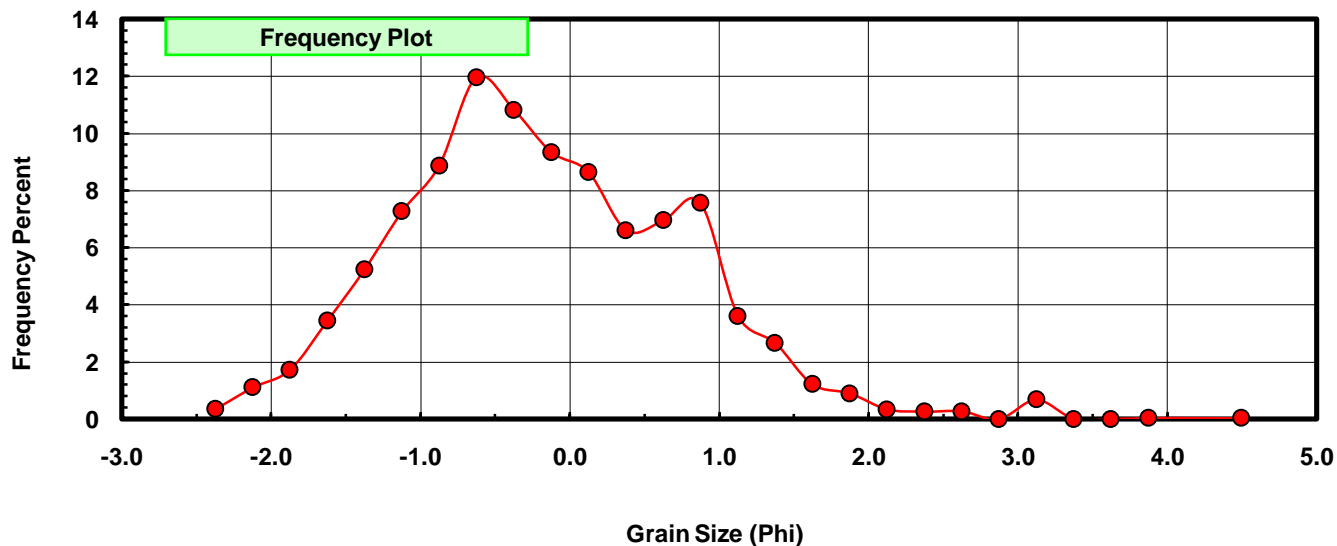
Sieve Size (phi)	Sieve Midpt (phi)	Weight (grams)	Freq Weight %	Cumulative Weight %
-2.25	-2.375	0.148	0.358	0.358
-2.00	-2.125	0.462	1.116	1.474
-1.75	-1.875	0.715	1.727	3.201
-1.50	-1.625	1.424	3.440	6.641
-1.25	-1.375	2.167	5.235	11.875
-1.00	-1.125	3.011	7.273	19.149
-0.75	-0.875	3.672	8.870	28.019
-0.50	-0.625	4.951	11.960	39.979
-0.25	-0.375	4.480	10.822	50.801
0.00	-0.125	3.869	9.346	60.147
0.25	0.125	3.580	8.648	68.795
0.50	0.375	2.737	6.612	75.406
0.75	0.625	2.882	6.962	82.368
1.00	0.875	3.135	7.573	89.941
1.25	1.125	1.494	3.609	93.550
1.50	1.375	1.107	2.674	96.224
1.75	1.625	0.509	1.230	97.454
2.00	1.875	0.374	0.903	98.357
2.25	2.125	0.139	0.336	98.693
2.50	2.375	0.110	0.266	98.959
2.75	2.625	0.114	0.275	99.234
3.00	2.875	0.000	0.000	99.234
3.25	3.125	0.283	0.684	99.918
3.50	3.375	0.000	0.000	99.918
3.75	3.625	0.000	0.000	99.918
4.00	3.875	0.017	0.041	99.959
5.00	4.500	0.017	0.041	100.000

Statistical Results			
Mean:	-0.1738	phi	(1.128 mm)
Standard Dev:	0.9608	phi-units	(0.5138 mm)
Skewness:	0.4811	dimensionless	
Kurtosis:	3.4866	dimensionless	
5th Moment:	6.1140	dimensionless	
6th Moment:	27.5820	dimensionless	
RARD *	5.5292	dimensionless	
Median	-0.3935	phi	(1.3136 mm)

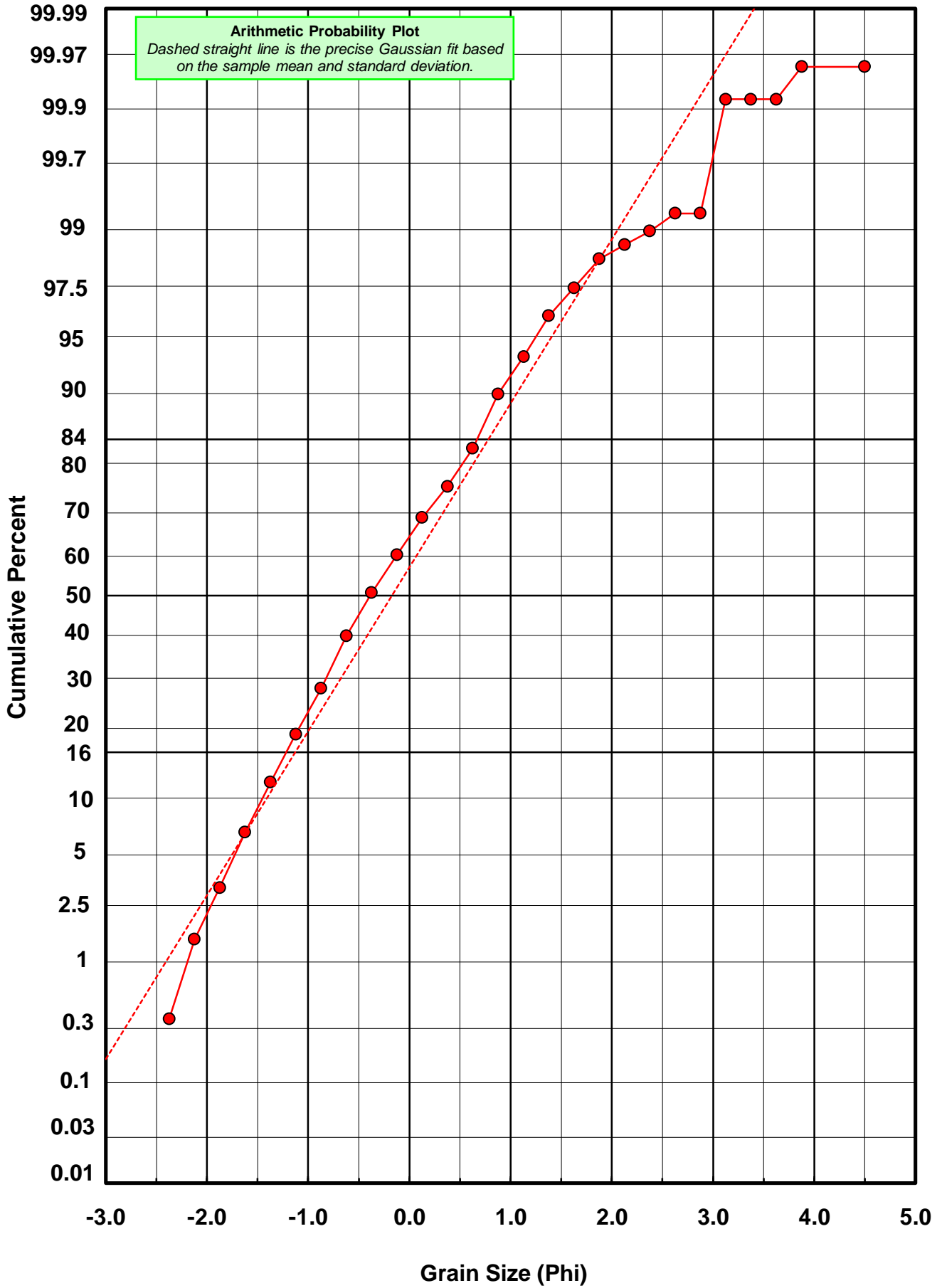
\* RARD = reciprocal absolute relative dispersion (see below)

Statistical Explanation	
Calculations based on the Method of Moments	
Skewness: 3rd Stand. Moment; Exact Gaussian = 0.0	
Kurtosis: 4th Stand. Moment; Exact Gaussian = 3.0	
For Further Explanation, See Basille et al. 2002	
Millimeter data calculated by $mm = 2^{-(\phi)}$	

Reciprocal Absolute Relative Dispersion (RARD) Scale	
< 0.5	Excellent homogeneity (e.g., beaches)
0.5 to 1.0	Good homogeneity
1.0 to 1.33	Fair homogeneity
> 1.33	Poor homogeneity (e.g., glacial)



# PI-48-BB



# Post-Digestion Grain Size Distribution

Onshore Grab Sample

Sample: PI-48-BB

Total Digested Mass: 15.873 grams

% Silica: 27.8 %

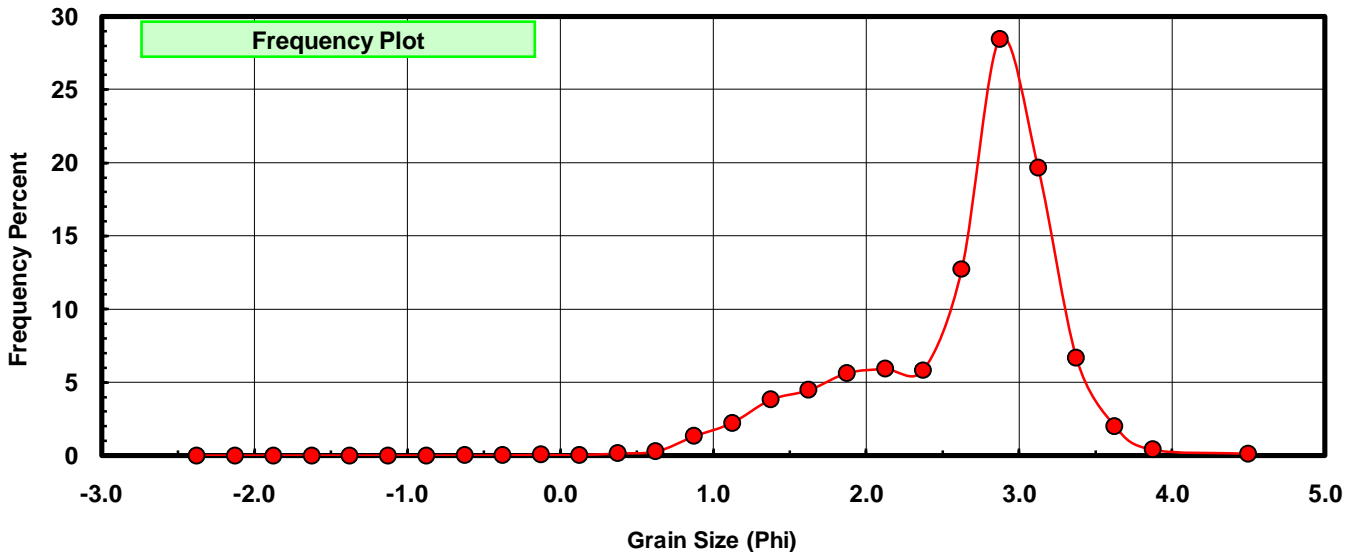
Sieve Size (phi)	Sieve Midpt (phi)	Weight (grams)	Freq Weight %	Cumulative Weight %
-2.25	-2.375	0.000	0.000	0.000
-2.00	-2.125	0.000	0.000	0.000
-1.75	-1.875	0.000	0.000	0.000
-1.50	-1.625	0.000	0.000	0.000
-1.25	-1.375	0.000	0.000	0.000
-1.00	-1.125	0.000	0.000	0.000
-0.75	-0.875	0.000	0.000	0.000
-0.50	-0.625	0.004	0.025	0.025
-0.25	-0.375	0.005	0.032	0.057
0.00	-0.125	0.011	0.069	0.126
0.25	0.125	0.007	0.044	0.170
0.50	0.375	0.023	0.145	0.315
0.75	0.625	0.044	0.277	0.592
1.00	0.875	0.210	1.323	1.915
1.25	1.125	0.354	2.230	4.145
1.50	1.375	0.608	3.830	7.976
1.75	1.625	0.712	4.486	12.461
2.00	1.875	0.895	5.639	18.100
2.25	2.125	0.941	5.928	24.028
2.50	2.375	0.931	5.865	29.894
2.75	2.625	2.027	12.770	42.664
3.00	2.875	4.516	28.451	71.114
3.25	3.125	3.121	19.662	90.777
3.50	3.375	1.056	6.653	97.430
3.75	3.625	0.320	2.016	99.446
4.00	3.875	0.066	0.416	99.861
5.00	4.500	0.022	0.139	100.000

Statistical Results			
Mean:	2.6228	phi	(0.1624 mm)
Standard Dev:	0.6642	phi-units	(0.631 mm)
Skewness:	-1.0118	dimensionless	
Kurtosis:	3.6652	dimensionless	
5th Moment:	-7.9334	dimensionless	
6th Moment:	27.7576	dimensionless	
RARD *	0.2533	dimensionless	
Median	2.6895	phi	(0.155 mm)

\* RARD = reciprocal absolute relative dispersion (see below)

Statistical Explanation	
Calculations based on the Method of Moments	
Skewness: 3rd Stand. Moment; Exact Gaussian = 0.0	
Kurtosis: 4th Stand. Moment; Exact Gaussian = 3.0	
For Further Explanation, See Basille et al. 2002	
Millimeter data calculated by $mm = 2^{-(\phi)}$	

Reciprocal Absolute Relative Dispersion (RARD) Scale	
< 0.5	Excellent homogeneity (e.g., beaches)
0.5 to 1.0	Good homogeneity
1.0 to 1.33	Fair homogeneity
> 1.33	Poor homogeneity (e.g., glacial)



# PI-48-BB

