

**Onshore Grab Sample**

**Sample:** PI-42-BB  
**Sample Taken By:** D. Phelps  
**Sample Collected On:** 12/1/09  
**Splits?** N/A

**County:** Pinellas  
**Latitude:** 27° 41' 7.7"  
**Longitude:** 82° 44' 18.3"  
**Datum:** WGS 84  
**Surf. Elev:** N/A  
**Datum:** N/A

**Fine Data Summary**

Total Sample Weight	53.395 grams
Total Fines in Sample	0.149 grams
Total Percent Fines	0.28 %

**Dry Sieving Summary**

Total Sample Weight	53.190 grams
Total Digested Weight	37.005 grams
Total Carbonate Weight	16.185 grams
Total Silica %	69.57 %
Total Carbonate %	30.43 %
Carbonate/Silica Ratio	0.437

**General Comments:**

None

**Description**

Worked By: M. Ladle

# Pre-Digestion Grain Size Distribution

Onshore Grab Sample

Sample: PI-42-BB

Total Sample Mass: 53.190 grams

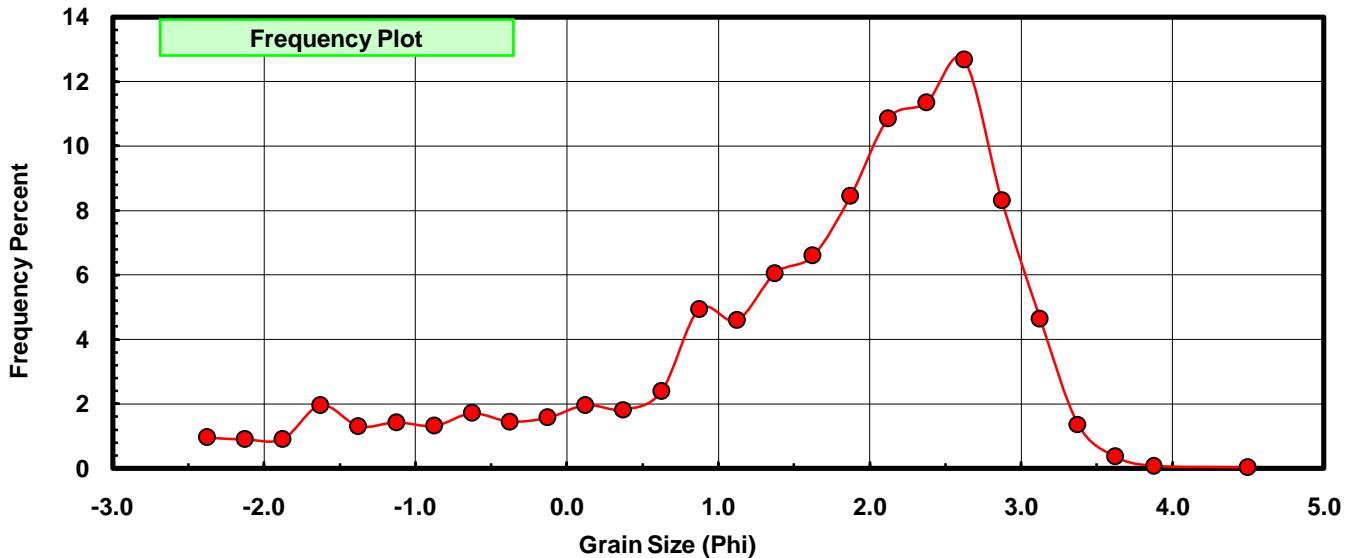
Sieve Size (phi)	Sieve Midpt (phi)	Weight (grams)	Freq Weight %	Cumulative Weight %
-2.25	-2.375	0.510	0.959	0.959
-2.00	-2.125	0.478	0.899	1.857
-1.75	-1.875	0.485	0.912	2.769
-1.50	-1.625	1.042	1.959	4.728
-1.25	-1.375	0.694	1.305	6.033
-1.00	-1.125	0.756	1.421	7.454
-0.75	-0.875	0.701	1.318	8.772
-0.50	-0.625	0.910	1.711	10.483
-0.25	-0.375	0.768	1.444	11.927
0.00	-0.125	0.836	1.572	13.499
0.25	0.125	1.045	1.965	15.463
0.50	0.375	0.972	1.827	17.291
0.75	0.625	1.273	2.393	19.684
1.00	0.875	2.626	4.937	24.621
1.25	1.125	2.443	4.593	29.214
1.50	1.375	3.221	6.056	35.270
1.75	1.625	3.510	6.599	41.869
2.00	1.875	4.496	8.453	50.321
2.25	2.125	5.777	10.861	61.183
2.50	2.375	6.034	11.344	72.527
2.75	2.625	6.742	12.675	85.202
3.00	2.875	4.418	8.306	93.508
3.25	3.125	2.470	4.644	98.152
3.50	3.375	0.729	1.371	99.522
3.75	3.625	0.195	0.367	99.889
4.00	3.875	0.042	0.079	99.968
5.00	4.50	0.017	0.032	100.000

Statistical Results			
Mean:	1.5947	phi	(0.3311 mm)
Standard Dev:	1.3384	phi-units	(0.3955 mm)
Skewness:	-1.1756	dimensionless	
Kurtosis:	3.7056	dimensionless	
5th Moment:	-8.0718	dimensionless	
6th Moment:	21.7184	dimensionless	
RARD *	0.8393	dimensionless	
Median	1.8655	phi	(0.2744 mm)

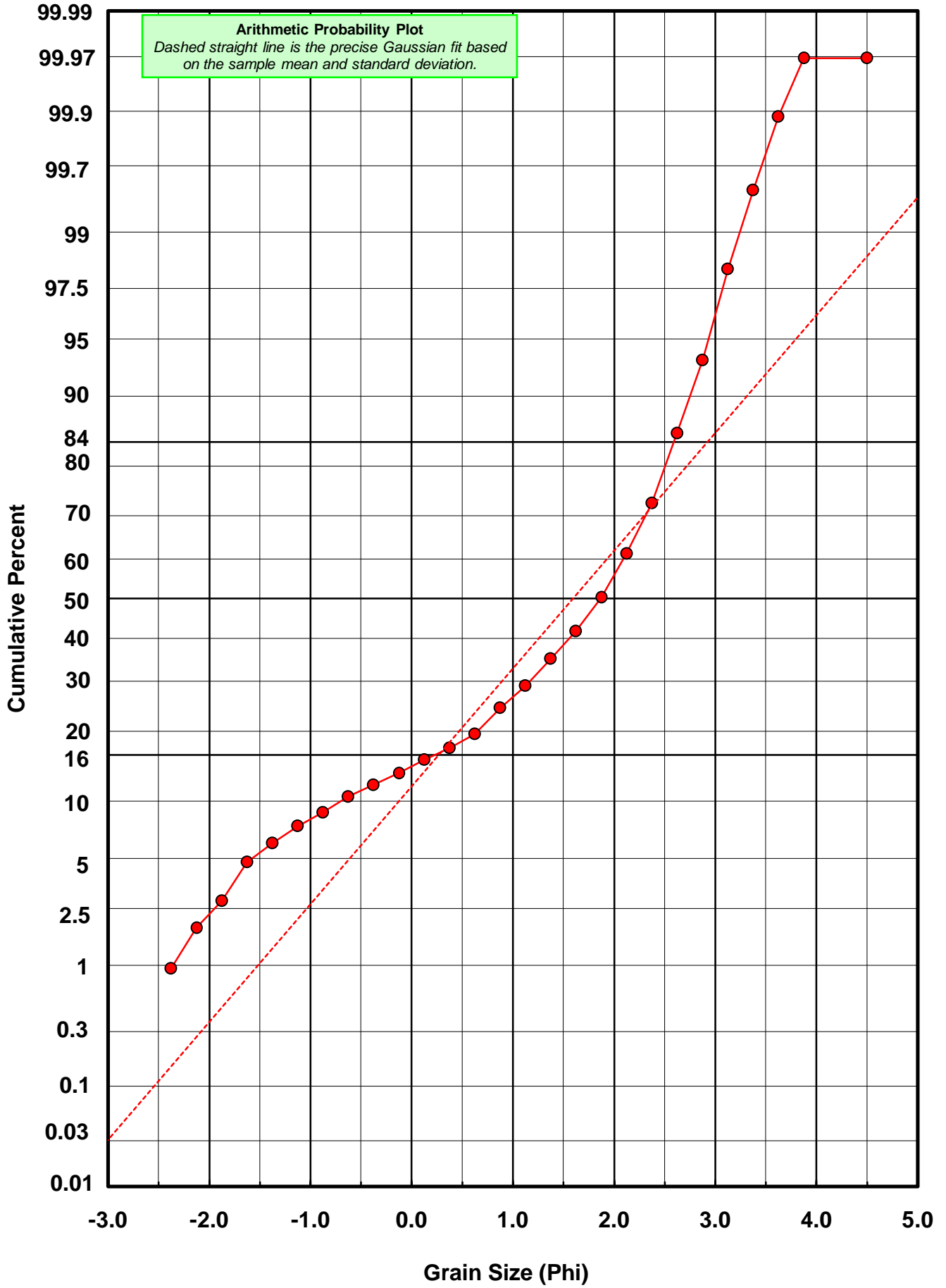
\* RARD = reciprocal absolute relative dispersion (see below)

Statistical Explanation	
Calculations based on the Method of Moments	
Skewness: 3rd Stand. Moment; Exact Gaussian = 0.0	
Kurtosis: 4th Stand. Moment; Exact Gaussian = 3.0	
For Further Explanation, See Basille et al. 2002	
Millimeter data calculated by $mm = 2^{-(\phi)}$	

Reciprocal Absolute Relative Dispersion (RARD) Scale	
< 0.5	Excellent homogeneity (e.g., beaches)
0.5 to 1.0	Good homogeneity
1.0 to 1.33	Fair homogeneity
> 1.33	Poor homogeneity (e.g., glacial)



# PI-42-BB



# Carbonate Grain Size Distribution

Onshore Grab Sample

Sample: PI-42-BB

Total Carbonate Mass: 16.490 grams

% Carbonate: 30.4 %

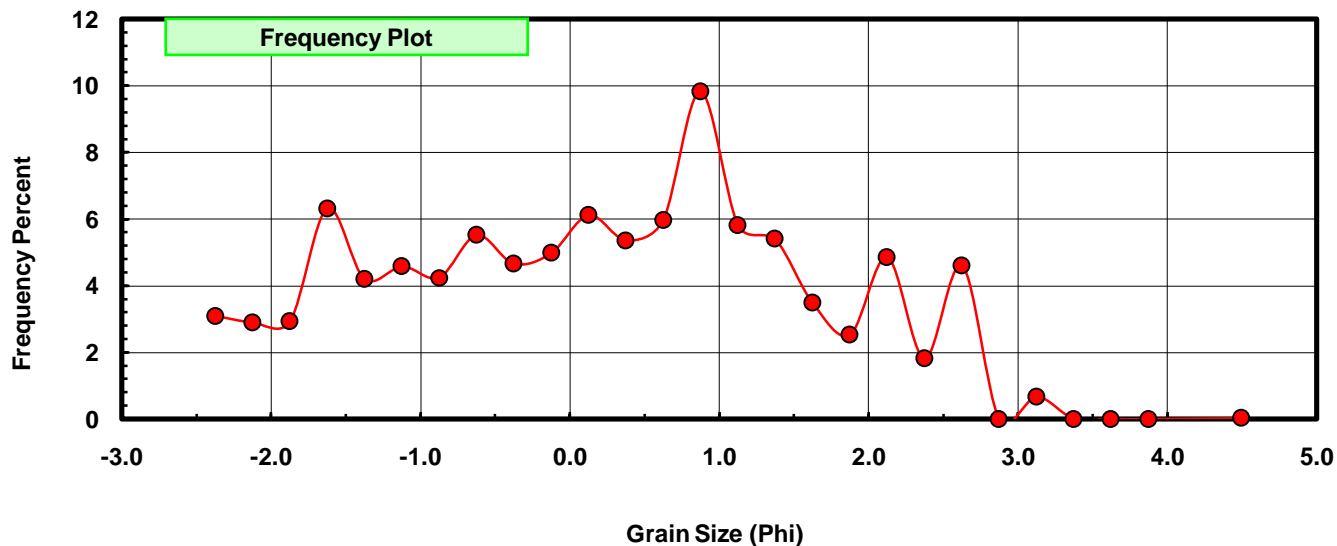
Sieve Size (phi)	Sieve Midpt (phi)	Weight (grams)	Freq Weight %	Cumulative Weight %
-2.25	-2.375	0.510	3.093	3.093
-2.00	-2.125	0.478	2.899	5.992
-1.75	-1.875	0.485	2.941	8.933
-1.50	-1.625	1.042	6.319	15.252
-1.25	-1.375	0.694	4.209	19.460
-1.00	-1.125	0.756	4.585	24.045
-0.75	-0.875	0.701	4.251	28.296
-0.50	-0.625	0.910	5.518	33.814
-0.25	-0.375	0.768	4.657	38.472
0.00	-0.125	0.822	4.985	43.457
0.25	0.125	1.009	6.119	49.576
0.50	0.375	0.884	5.361	54.936
0.75	0.625	0.985	5.973	60.910
1.00	0.875	1.622	9.836	70.746
1.25	1.125	0.959	5.816	76.562
1.50	1.375	0.891	5.403	81.965
1.75	1.625	0.577	3.499	85.464
2.00	1.875	0.418	2.535	87.999
2.25	2.125	0.802	4.864	92.862
2.50	2.375	0.301	1.825	94.688
2.75	2.625	0.760	4.609	99.297
3.00	2.875	0.000	0.000	99.297
3.25	3.125	0.111	0.673	99.970
3.50	3.375	0.000	0.000	99.970
3.75	3.625	0.000	0.000	99.970
4.00	3.875	0.000	0.000	99.970
5.00	4.500	0.005	0.030	100.000

Statistical Results			
Mean:	0.1876	phi	(0.878 mm)
Standard Dev:	1.4281	phi-units	(0.3716 mm)
Skewness:	-0.0219	dimensionless	
Kurtosis:	1.9744	dimensionless	
5th Moment:	0.0997	dimensionless	
6th Moment:	5.0478	dimensionless	
RARD *	7.6112	dimensionless	
Median	0.1448	phi	(0.9045 mm)

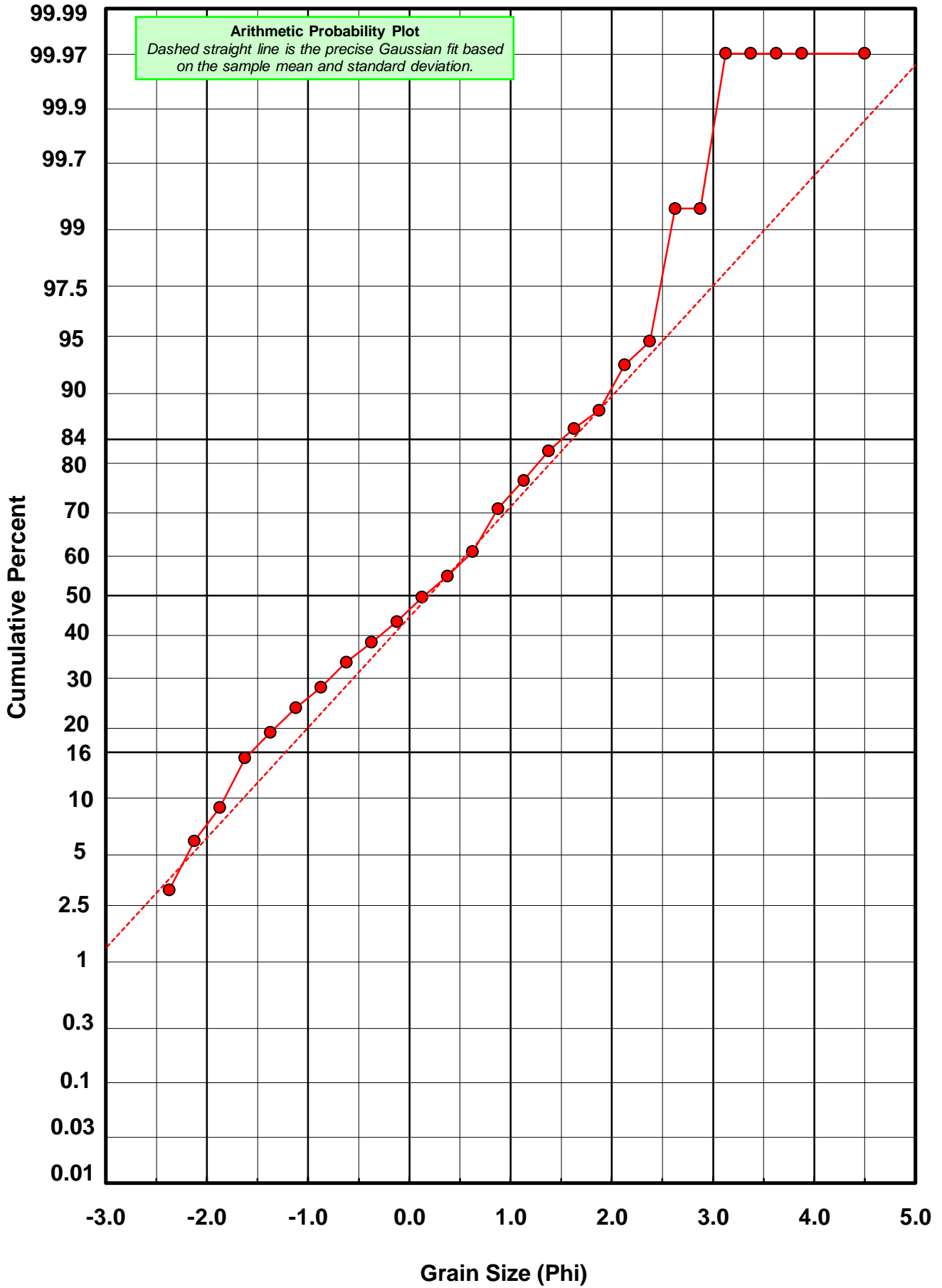
\* RARD = reciprocal absolute relative dispersion (see below)

Statistical Explanation	
Calculations based on the Method of Moments	
Skewness: 3rd Stand. Moment; Exact Gaussian = 0.0	
Kurtosis: 4th Stand. Moment; Exact Gaussian = 3.0	
For Further Explanation, See Basille et al. 2002	
Millimeter data calculated by $mm = 2^{-(\phi)}$	

Reciprocal Absolute Relative Dispersion (RARD) Scale	
< 0.5	Excellent homogeneity (e.g., beaches)
0.5 to 1.0	Good homogeneity
1.0 to 1.33	Fair homogeneity
> 1.33	Poor homogeneity (e.g., glacial)



# PI-42-BB



# Post-Digestion Grain Size Distribution

Onshore Grab Sample

Sample: PI-42-BB

Total Digested Mass: 37.005 grams

% Silica: 69.6 %

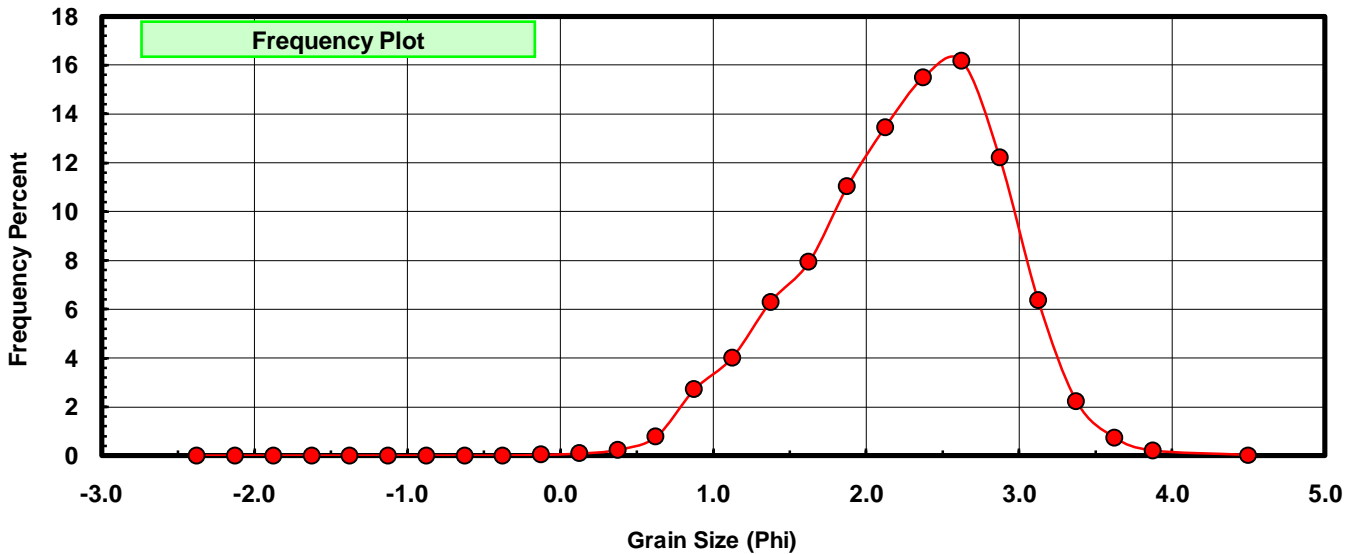
Sieve Size (phi)	Sieve Midpt (phi)	Weight (grams)	Freq Weight %	Cumulative Weight %
-2.25	-2.375	0.000	0.000	0.000
-2.00	-2.125	0.000	0.000	0.000
-1.75	-1.875	0.000	0.000	0.000
-1.50	-1.625	0.000	0.000	0.000
-1.25	-1.375	0.000	0.000	0.000
-1.00	-1.125	0.000	0.000	0.000
-0.75	-0.875	0.000	0.000	0.000
-0.50	-0.625	0.000	0.000	0.000
-0.25	-0.375	0.000	0.000	0.000
0.00	-0.125	0.014	0.038	0.038
0.25	0.125	0.036	0.097	0.135
0.50	0.375	0.088	0.238	0.373
0.75	0.625	0.288	0.778	1.151
1.00	0.875	1.004	2.713	3.864
1.25	1.125	1.484	4.010	7.875
1.50	1.375	2.330	6.296	14.171
1.75	1.625	2.933	7.926	22.097
2.00	1.875	4.078	11.020	33.117
2.25	2.125	4.975	13.444	46.561
2.50	2.375	5.733	15.493	62.054
2.75	2.625	5.982	16.165	78.219
3.00	2.875	4.517	12.206	90.426
3.25	3.125	2.359	6.375	96.800
3.50	3.375	0.823	2.224	99.024
3.75	3.625	0.271	0.732	99.757
4.00	3.875	0.078	0.211	99.968
5.00	4.500	0.012	0.032	100.000

Statistical Results			
Mean:	2.2360	phi	(0.2123 mm)
Standard Dev:	0.6451	phi-units	(0.6395 mm)
Skewness:	-0.3713	dimensionless	
Kurtosis:	2.7663	dimensionless	
5th Moment:	-2.4233	dimensionless	
6th Moment:	12.6984	dimensionless	
RARD *	0.2885	dimensionless	
Median	2.1805	phi	(0.2206 mm)

\* RARD = reciprocal absolute relative dispersion (see below)

Statistical Explanation	
Calculations based on the Method of Moments	
Skewness: 3rd Stand. Moment; Exact Gaussian = 0.0	
Kurtosis: 4th Stand. Moment; Exact Gaussian = 3.0	
For Further Explanation, See Basille et al. 2002	
Millimeter data calculated by $mm = 2^{-(\phi)}$	

Reciprocal Absolute Relative Dispersion (RARD) Scale	
< 0.5	Excellent homogeneity (e.g., beaches)
0.5 to 1.0	Good homogeneity
1.0 to 1.33	Fair homogeneity
> 1.33	Poor homogeneity (e.g., glacial)



# PI-42-BB

