

Onshore Grab Sample

Sample: PI-38-BB
Sample Taken By: D. Phelps
Sample Collected On: 12/1/09
Splits? N/A

County: Pinellas
Latitude: 27° 44' 10.9"
Longitude: 82° 45' 7.9"
Datum: WGS 84
Surf. Elev: N/A
Datum: N/A

Fine Data Summary

Total Sample Weight	51.966 grams
Total Fines in Sample	0.347 grams
Total Percent Fines	0.66 %

Dry Sieving Summary

Total Sample Weight	51.771 grams
Total Digested Weight	23.992 grams
Total Carbonate Weight	27.779 grams
Total Silica %	46.34 %
Total Carbonate %	53.66 %
Carbonate/Silica Ratio	1.158

General Comments:

None

Description

Worked By: M. Ladle

Pre-Digestion Grain Size Distribution

Onshore Grab Sample

Sample: PI-38-BB

Total Sample Mass: 51.771 grams

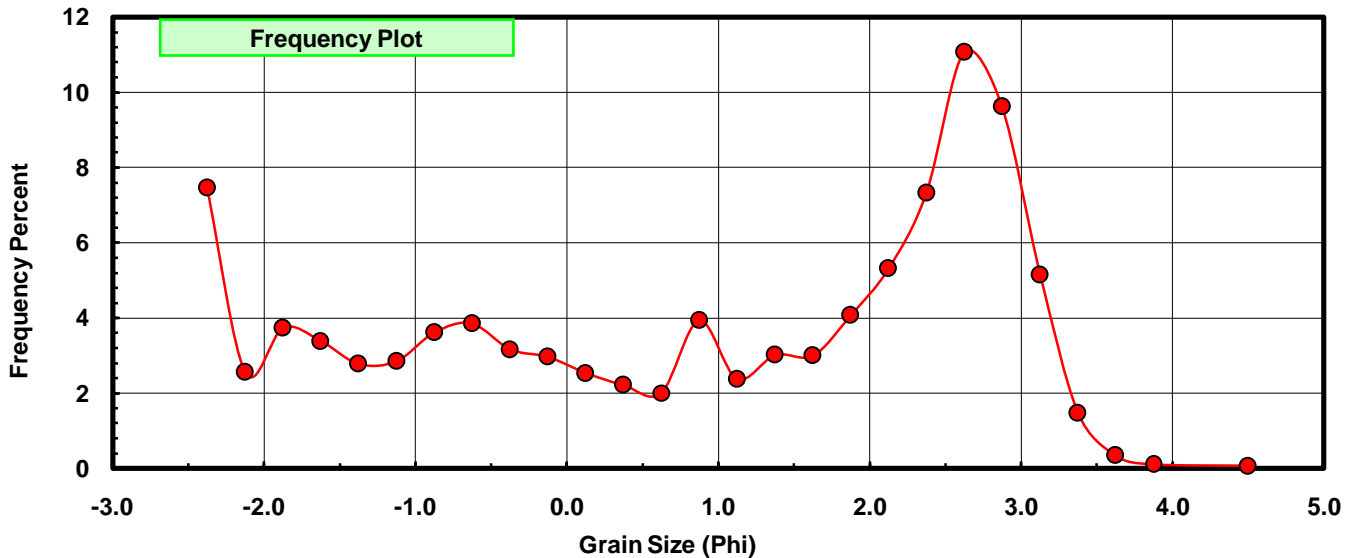
Sieve Size (phi)	Sieve Midpt (phi)	Weight (grams)	Freq Weight %	Cumulative Weight %
-2.25	-2.375	3.866	7.468	7.468
-2.00	-2.125	1.323	2.555	10.023
-1.75	-1.875	1.934	3.736	13.759
-1.50	-1.625	1.751	3.382	17.141
-1.25	-1.375	1.437	2.776	19.917
-1.00	-1.125	1.476	2.851	22.768
-0.75	-0.875	1.870	3.612	26.380
-0.50	-0.625	1.994	3.852	30.231
-0.25	-0.375	1.637	3.162	33.393
0.00	-0.125	1.534	2.963	36.356
0.25	0.125	1.313	2.536	38.892
0.50	0.375	1.146	2.214	41.106
0.75	0.625	1.040	2.009	43.115
1.00	0.875	2.036	3.933	47.048
1.25	1.125	1.233	2.382	49.429
1.50	1.375	1.562	3.017	52.446
1.75	1.625	1.552	2.998	55.444
2.00	1.875	2.110	4.076	59.520
2.25	2.125	2.750	5.312	64.832
2.50	2.375	3.791	7.323	72.154
2.75	2.625	5.730	11.068	83.222
3.00	2.875	4.986	9.631	92.853
3.25	3.125	2.667	5.152	98.005
3.50	3.375	0.764	1.476	99.480
3.75	3.625	0.178	0.344	99.824
4.00	3.875	0.057	0.110	99.934
5.00	4.50	0.034	0.066	100.000

Statistical Results			
Mean:	0.8384	phi	(0.5593 mm)
Standard Dev:	1.8890	phi-units	(0.27 mm)
Skewness:	-0.3669	dimensionless	
Kurtosis:	1.6594	dimensionless	
5th Moment:	-1.3088	dimensionless	
6th Moment:	3.4874	dimensionless	
RARD *	2.2531	dimensionless	
Median	1.1723	phi	(0.4437 mm)

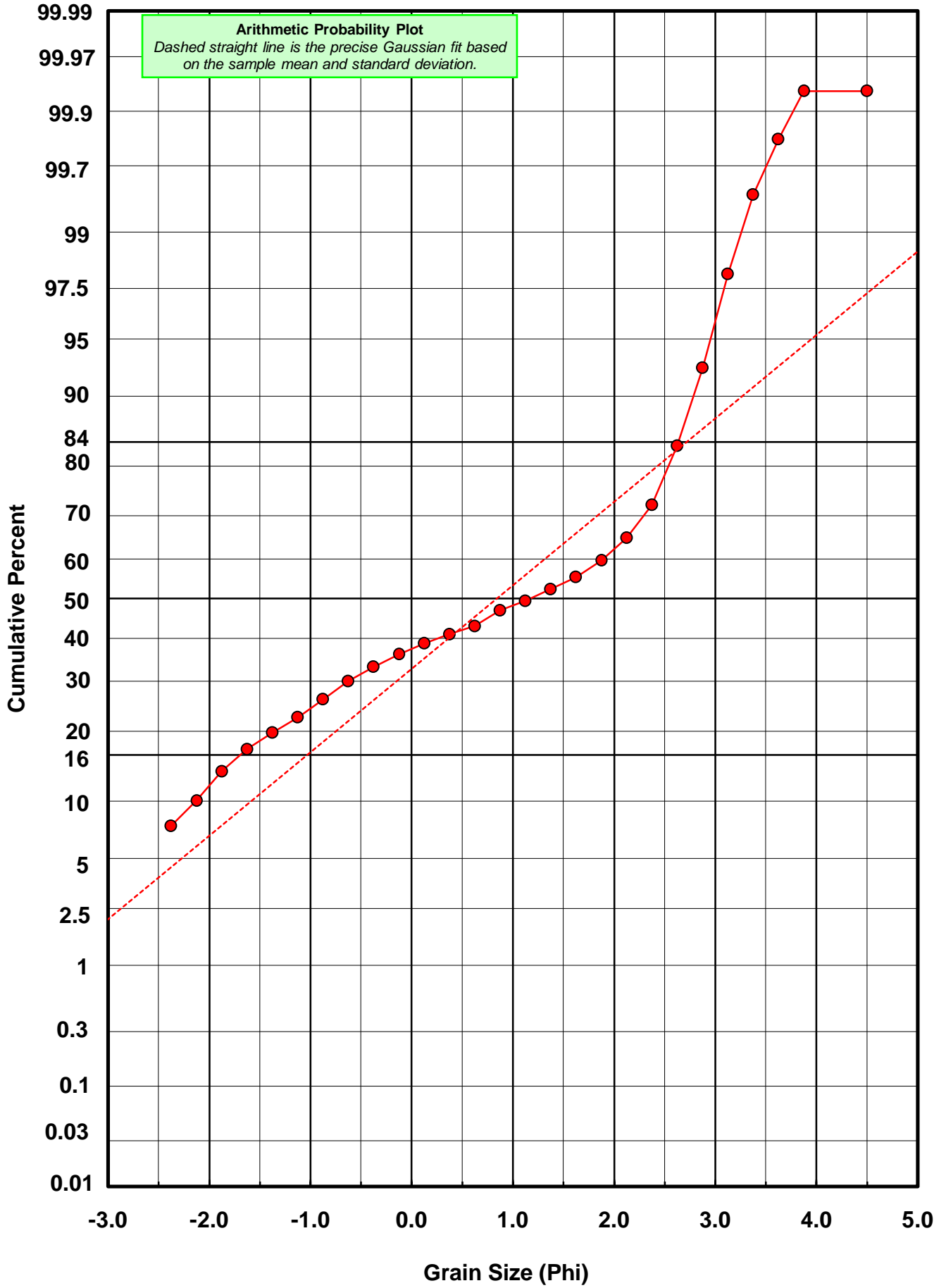
* RARD = reciprocal absolute relative dispersion (see below)

Statistical Explanation	
Calculations based on the Method of Moments	
Skewness: 3rd Stand. Moment; Exact Gaussian = 0.0	
Kurtosis: 4th Stand. Moment; Exact Gaussian = 3.0	
For Further Explanation, See Basille et al. 2002	
Millimeter data calculated by $mm = 2^{-(\phi)}$	

Reciprocal Absolute Relative Dispersion (RARD) Scale	
< 0.5	Excellent homogeneity (e.g., beaches)
0.5 to 1.0	Good homogeneity
1.0 to 1.33	Fair homogeneity
> 1.33	Poor homogeneity (e.g., glacial)



PI-38-BB



Carbonate Grain Size Distribution

Onshore Grab Sample

Sample: PI-38-BB

Total Carbonate Mass: 27.782 grams

% Carbonate: 53.7 %

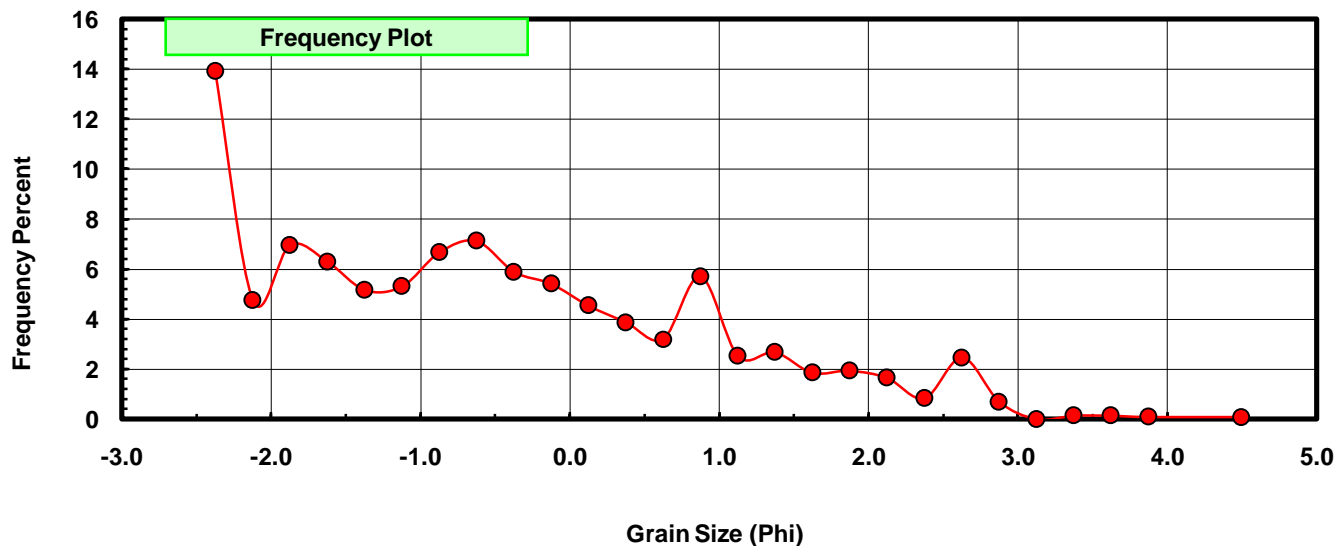
Sieve Size (phi)	Sieve Midpt (phi)	Weight (grams)	Freq Weight %	Cumulative Weight %
-2.25	-2.375	3.866	13.915	13.915
-2.00	-2.125	1.323	4.762	18.678
-1.75	-1.875	1.934	6.961	25.639
-1.50	-1.625	1.751	6.303	31.942
-1.25	-1.375	1.437	5.172	37.114
-1.00	-1.125	1.476	5.313	42.427
-0.75	-0.875	1.853	6.670	49.097
-0.50	-0.625	1.981	7.131	56.227
-0.25	-0.375	1.637	5.892	62.119
0.00	-0.125	1.507	5.424	67.544
0.25	0.125	1.264	4.550	72.093
0.50	0.375	1.074	3.866	75.959
0.75	0.625	0.892	3.211	79.170
1.00	0.875	1.588	5.716	84.886
1.25	1.125	0.701	2.523	87.409
1.50	1.375	0.744	2.678	90.087
1.75	1.625	0.516	1.857	91.944
2.00	1.875	0.538	1.937	93.881
2.25	2.125	0.460	1.656	95.537
2.50	2.375	0.232	0.835	96.372
2.75	2.625	0.684	2.462	98.834
3.00	2.875	0.193	0.695	99.528
3.25	3.125	0.000	0.000	99.528
3.50	3.375	0.041	0.148	99.676
3.75	3.625	0.041	0.148	99.824
4.00	3.875	0.025	0.090	99.914
5.00	4.500	0.024	0.086	100.000

Statistical Results			
Mean:	-0.5480	phi	(1.4621 mm)
Standard Dev:	1.4555	phi-units	(0.3646 mm)
Skewness:	0.5708	dimensionless	
Kurtosis:	2.4879	dimensionless	
5th Moment:	3.6704	dimensionless	
6th Moment:	10.5330	dimensionless	
RARD *	2.6558	dimensionless	
Median	-0.8433	phi	(1.7942 mm)

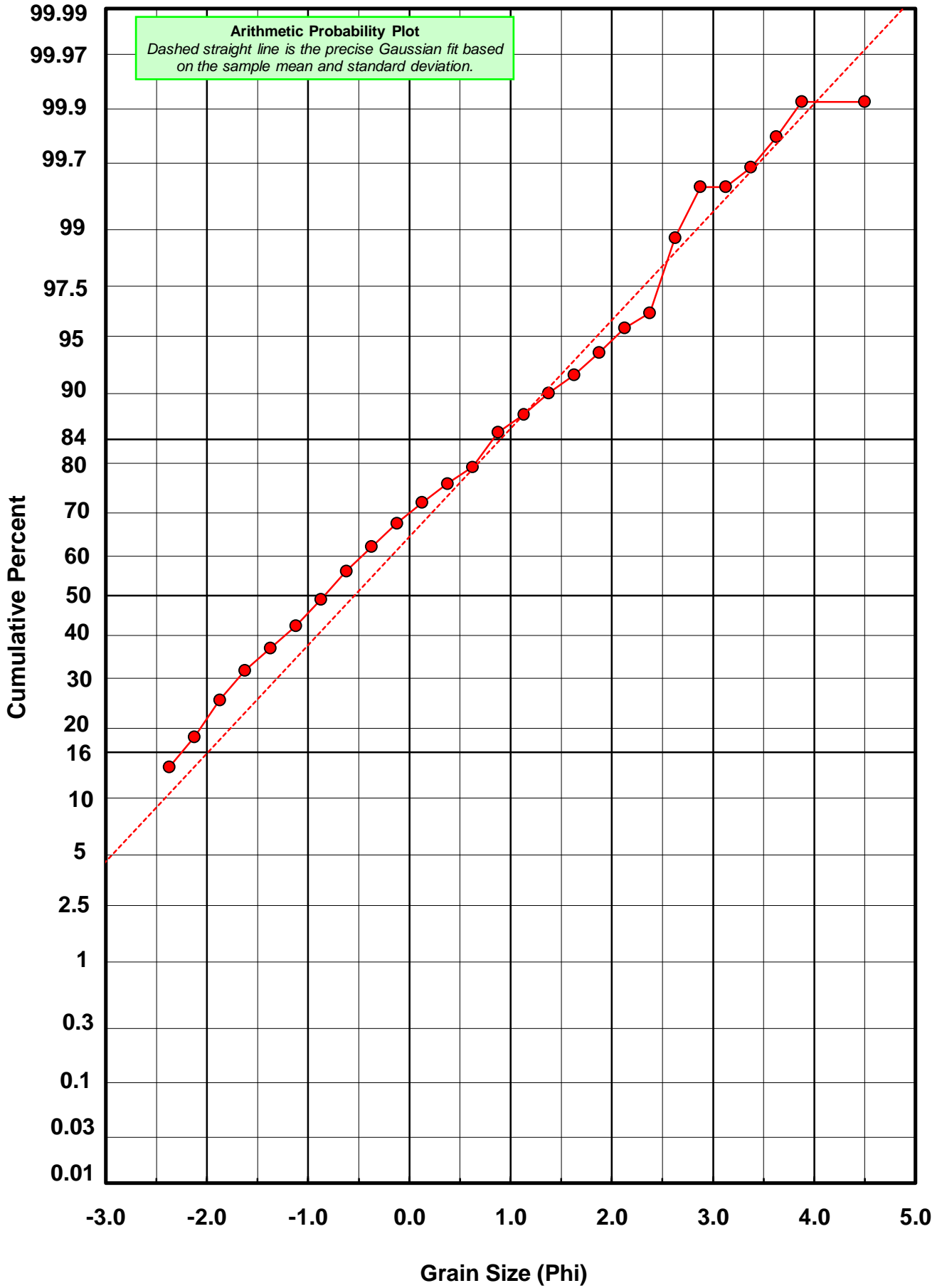
* RARD = reciprocal absolute relative dispersion (see below)

Statistical Explanation	
Calculations based on the Method of Moments	
Skewness: 3rd Stand. Moment; Exact Gaussian = 0.0	
Kurtosis: 4th Stand. Moment; Exact Gaussian = 3.0	
For Further Explanation, See Basille et al. 2002	
Millimeter data calculated by $mm = 2^{-(\phi)}$	

Reciprocal Absolute Relative Dispersion (RARD) Scale	
< 0.5	Excellent homogeneity (e.g., beaches)
0.5 to 1.0	Good homogeneity
1.0 to 1.33	Fair homogeneity
> 1.33	Poor homogeneity (e.g., glacial)



PI-38-BB



Post-Digestion Grain Size Distribution

Onshore Grab Sample

Sample: PI-38-BB

Total Digested Mass: 23.992 grams

% Silica: 46.3 %

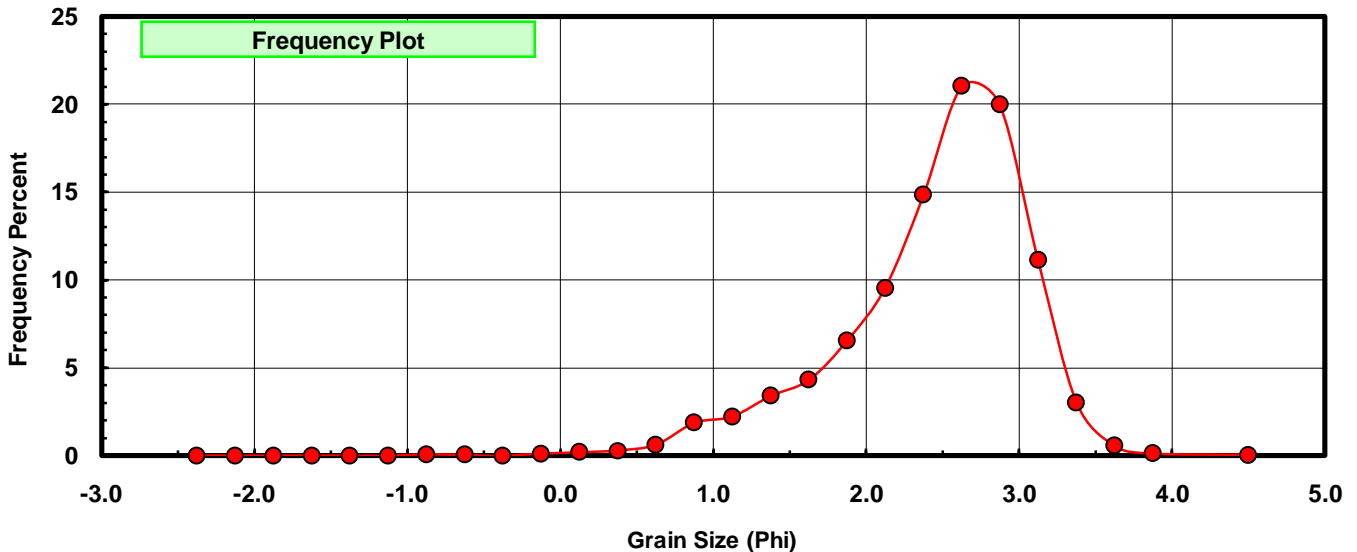
Sieve Size (phi)	Sieve Midpt (phi)	Weight (grams)	Freq Weight %	Cumulative Weight %
-2.25	-2.375	0.000	0.000	0.000
-2.00	-2.125	0.000	0.000	0.000
-1.75	-1.875	0.000	0.000	0.000
-1.50	-1.625	0.000	0.000	0.000
-1.25	-1.375	0.000	0.000	0.000
-1.00	-1.125	0.000	0.000	0.000
-0.75	-0.875	0.017	0.071	0.071
-0.50	-0.625	0.013	0.054	0.125
-0.25	-0.375	0.000	0.000	0.125
0.00	-0.125	0.027	0.113	0.238
0.25	0.125	0.049	0.204	0.442
0.50	0.375	0.072	0.300	0.742
0.75	0.625	0.148	0.617	1.359
1.00	0.875	0.448	1.867	3.226
1.25	1.125	0.532	2.217	5.443
1.50	1.375	0.818	3.409	8.853
1.75	1.625	1.036	4.318	13.171
2.00	1.875	1.572	6.552	19.723
2.25	2.125	2.290	9.545	29.268
2.50	2.375	3.559	14.834	44.102
2.75	2.625	5.046	21.032	65.134
3.00	2.875	4.793	19.977	85.112
3.25	3.125	2.670	11.129	96.240
3.50	3.375	0.723	3.014	99.254
3.75	3.625	0.137	0.571	99.825
4.00	3.875	0.032	0.133	99.958
5.00	4.500	0.010	0.042	100.000

Statistical Results			
Mean:	2.4441	phi	(0.1838 mm)
Standard Dev:	0.6321	phi-units	(0.6452 mm)
Skewness:	-1.0741	dimensionless	
Kurtosis:	4.5417	dimensionless	
5th Moment:	-12.3064	dimensionless	
6th Moment:	49.9543	dimensionless	
RARD *	0.2586	dimensionless	
Median	2.4451	phi	(0.1836 mm)

* RARD = reciprocal absolute relative dispersion (see below)

Statistical Explanation	
Calculations based on the Method of Moments	
Skewness: 3rd Stand. Moment; Exact Gaussian = 0.0	
Kurtosis: 4th Stand. Moment; Exact Gaussian = 3.0	
For Further Explanation, See Basille et al. 2002	
Millimeter data calculated by $mm = 2^{-(\phi)}$	

Reciprocal Absolute Relative Dispersion (RARD) Scale	
< 0.5	Excellent homogeneity (e.g., beaches)
0.5 to 1.0	Good homogeneity
1.0 to 1.33	Fair homogeneity
> 1.33	Poor homogeneity (e.g., glacial)



PI-38-BB

