

Onshore Grab Sample

Sample: PI-28-BB
Sample Taken By: D. Phelps
Sample Collected On: 10/8/09
Splits? N/A

County: Pinellas
Latitude: 27° 49' 16.6"
Longitude: 82° 49' 40.3"
Datum: WGS 84
Surf. Elev: N/A
Datum: N/A

Fine Data Summary

Total Sample Weight 60.599 grams
Total Fines in Sample 0.376 grams
Total Percent Fines 0.62 %

Dry Sieving Summary

Total Sample Weight 60.224 grams
Total Digested Weight 45.016 grams
Total Carbonate Weight 15.208 grams
Total Silica % 74.75 %
Total Carbonate % 25.25 %
Carbonate/Silica Ratio 0.338

General Comments:

None

Description

Worked By: M. Ladle

Pre-Digestion Grain Size Distribution

Onshore Grab Sample

Sample: PI-28-BB

Total Sample Mass: 60.224 grams

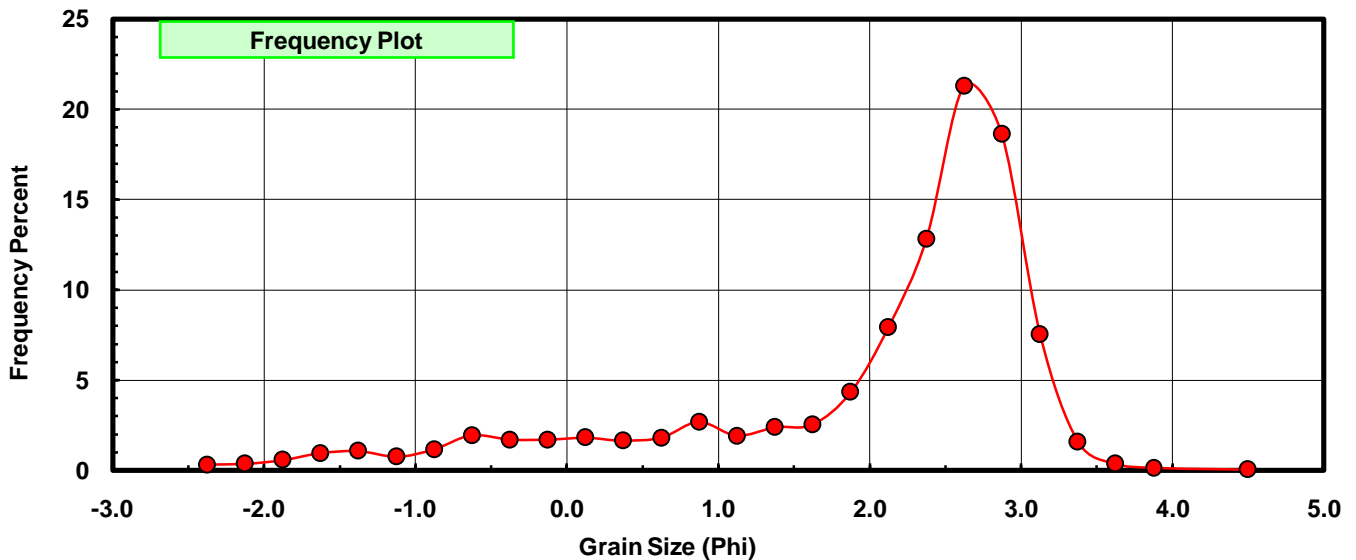
Sieve Size (phi)	Sieve Midpt (phi)	Weight (grams)	Freq Weight %	Cumulative Weight %
-2.25	-2.375	0.183	0.304	0.304
-2.00	-2.125	0.223	0.370	0.674
-1.75	-1.875	0.346	0.575	1.249
-1.50	-1.625	0.575	0.955	2.203
-1.25	-1.375	0.652	1.083	3.286
-1.00	-1.125	0.458	0.760	4.047
-0.75	-0.875	0.703	1.167	5.214
-0.50	-0.625	1.168	1.939	7.153
-0.25	-0.375	1.021	1.695	8.849
0.00	-0.125	1.024	1.700	10.549
0.25	0.125	1.093	1.815	12.364
0.50	0.375	0.992	1.647	14.011
0.75	0.625	1.080	1.793	15.804
1.00	0.875	1.619	2.688	18.493
1.25	1.125	1.153	1.915	20.407
1.50	1.375	1.438	2.388	22.795
1.75	1.625	1.530	2.541	25.335
2.00	1.875	2.611	4.335	29.671
2.25	2.125	4.775	7.929	37.600
2.50	2.375	7.716	12.812	50.412
2.75	2.625	12.831	21.305	71.717
3.00	2.875	11.215	18.622	90.339
3.25	3.125	4.537	7.534	97.873
3.50	3.375	0.952	1.581	99.454
3.75	3.625	0.217	0.360	99.814
4.00	3.875	0.081	0.134	99.949
5.00	4.50	0.031	0.051	100.000

Statistical Results			
Mean:	2.0013	phi	(0.2498 mm)
Standard Dev:	1.2450	phi-units	(0.4219 mm)
Skewness:	-1.5319	dimensionless	
Kurtosis:	4.5391	dimensionless	
5th Moment:	-11.6944	dimensionless	
6th Moment:	33.7109	dimensionless	
RARD *	0.6221	dimensionless	
Median	2.3670	phi	(0.1939 mm)

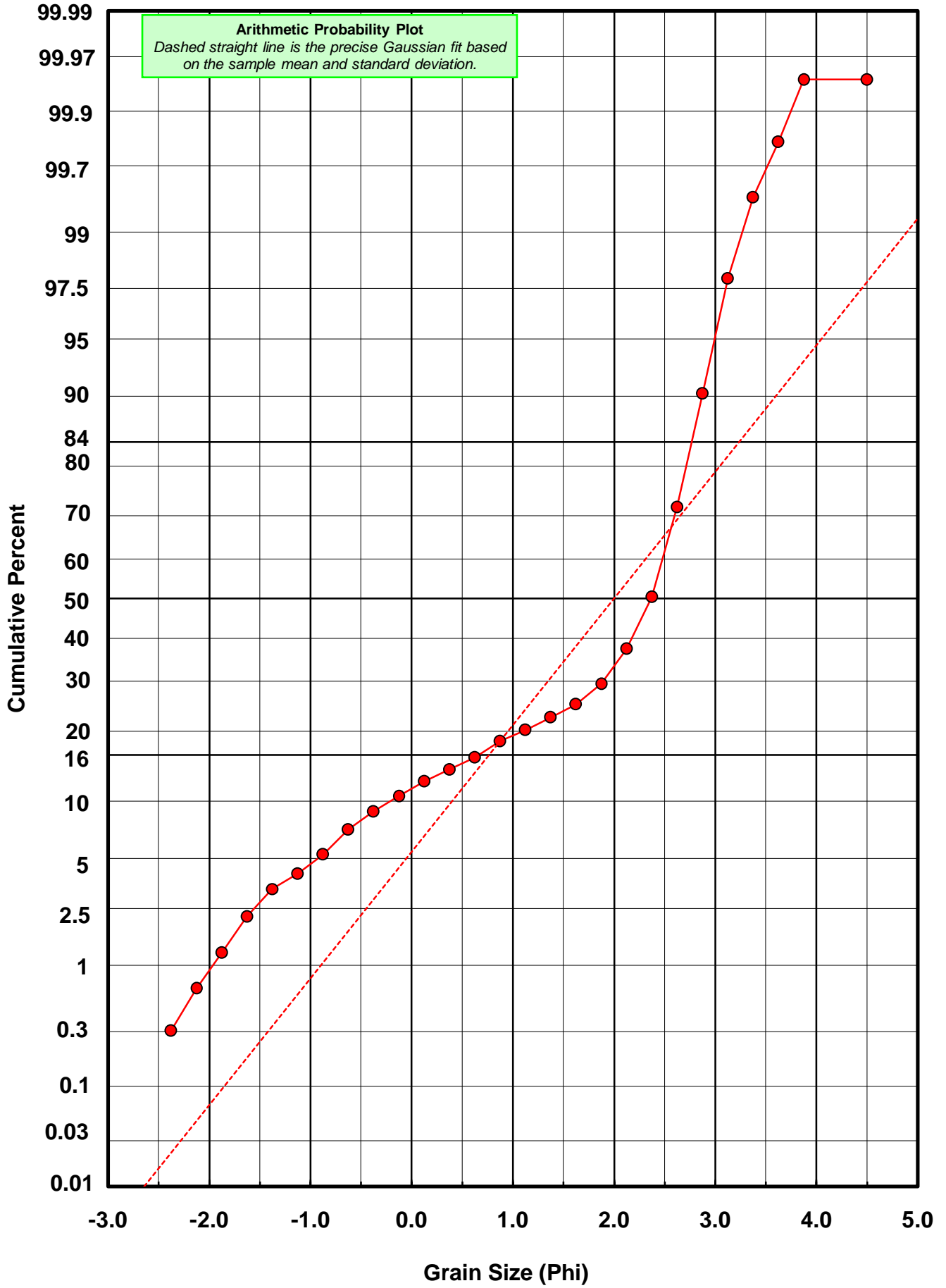
* RARD = reciprocal absolute relative dispersion (see below)

Statistical Explanation	
Calculations based on the Method of Moments	
Skewness: 3rd Stand. Moment; Exact Gaussian = 0.0	
Kurtosis: 4th Stand. Moment; Exact Gaussian = 3.0	
For Further Explanation, See Basille et al. 2002	
Millimeter data calculated by $mm = 2^{-(\phi)}$	

Reciprocal Absolute Relative Dispersion (RARD) Scale	
< 0.5	Excellent homogeneity (e.g., beaches)
0.5 to 1.0	Good homogeneity
1.0 to 1.33	Fair homogeneity
> 1.33	Poor homogeneity (e.g., glacial)



PI-28-BB



Carbonate Grain Size Distribution

Onshore Grab Sample

Sample: PI-28-BB

Total Carbonate Mass: 15.735 grams

% Carbonate: 25.3 %

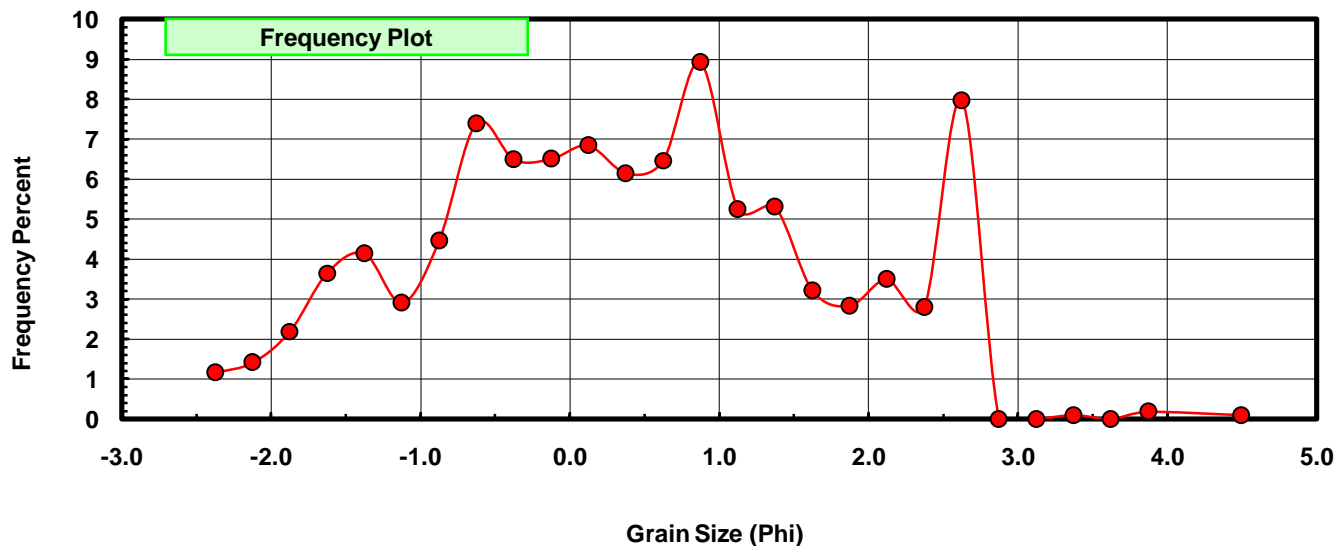
Sieve Size (phi)	Sieve Midpt (phi)	Weight (grams)	Freq Weight %	Cumulative Weight %
-2.25	-2.375	0.183	1.163	1.163
-2.00	-2.125	0.223	1.417	2.580
-1.75	-1.875	0.346	2.199	4.779
-1.50	-1.625	0.575	3.654	8.433
-1.25	-1.375	0.652	4.144	12.577
-1.00	-1.125	0.458	2.911	15.488
-0.75	-0.875	0.703	4.468	19.956
-0.50	-0.625	1.163	7.391	27.347
-0.25	-0.375	1.021	6.489	33.835
0.00	-0.125	1.024	6.508	40.343
0.25	0.125	1.077	6.845	47.188
0.50	0.375	0.967	6.146	53.333
0.75	0.625	1.018	6.470	59.803
1.00	0.875	1.404	8.923	68.726
1.25	1.125	0.826	5.249	73.975
1.50	1.375	0.835	5.307	79.282
1.75	1.625	0.507	3.222	82.504
2.00	1.875	0.446	2.834	85.338
2.25	2.125	0.552	3.508	88.847
2.50	2.375	0.441	2.803	91.649
2.75	2.625	1.253	7.963	99.612
3.00	2.875	0.000	0.000	99.612
3.25	3.125	0.000	0.000	99.612
3.50	3.375	0.016	0.102	99.714
3.75	3.625	0.000	0.000	99.714
4.00	3.875	0.029	0.184	99.898
5.00	4.500	0.016	0.102	100.000

Statistical Results			
Mean:	0.3871	phi	(0.7647 mm)
Standard Dev:	1.3560	phi-units	(0.3907 mm)
Skewness:	0.0670	dimensionless	
Kurtosis:	2.1704	dimensionless	
5th Moment:	0.3915	dimensionless	
6th Moment:	6.5463	dimensionless	
RARD *	3.5028	dimensionless	
Median	0.2394	phi	(0.8471 mm)

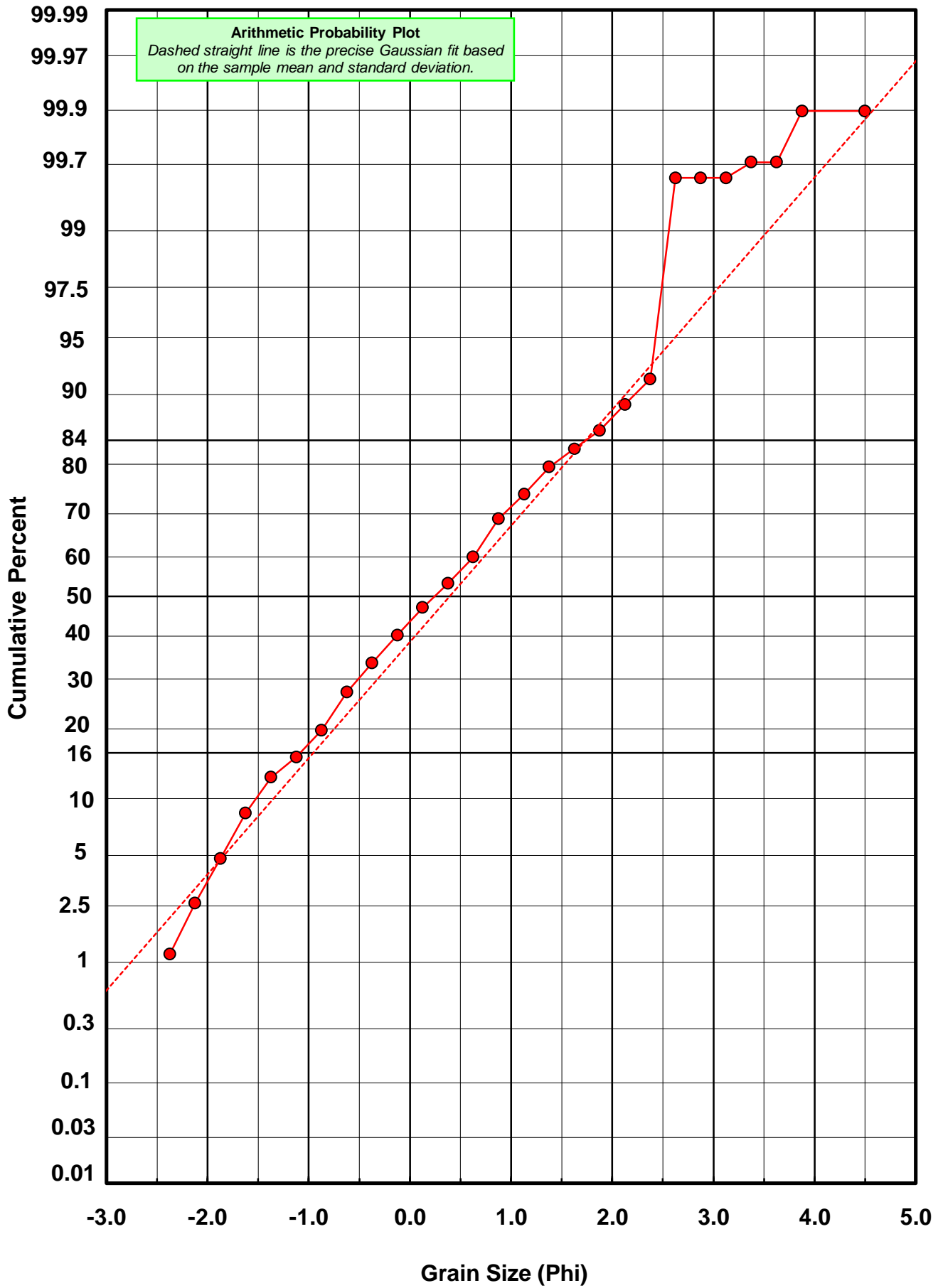
* RARD = reciprocal absolute relative dispersion (see below)

Statistical Explanation	
Calculations based on the Method of Moments	
Skewness: 3rd Stand. Moment; Exact Gaussian = 0.0	
Kurtosis: 4th Stand. Moment; Exact Gaussian = 3.0	
For Further Explanation, See Basille et al. 2002	
Millimeter data calculated by $mm = 2^{-(\phi)}$	

Reciprocal Absolute Relative Dispersion (RARD) Scale	
< 0.5	Excellent homogeneity (e.g., beaches)
0.5 to 1.0	Good homogeneity
1.0 to 1.33	Fair homogeneity
> 1.33	Poor homogeneity (e.g., glacial)



PI-28-BB



Post-Digestion Grain Size Distribution

Onshore Grab Sample

Sample: PI-28-BB

Total Digested Mass: 45.016 grams

% Silica: 74.7 %

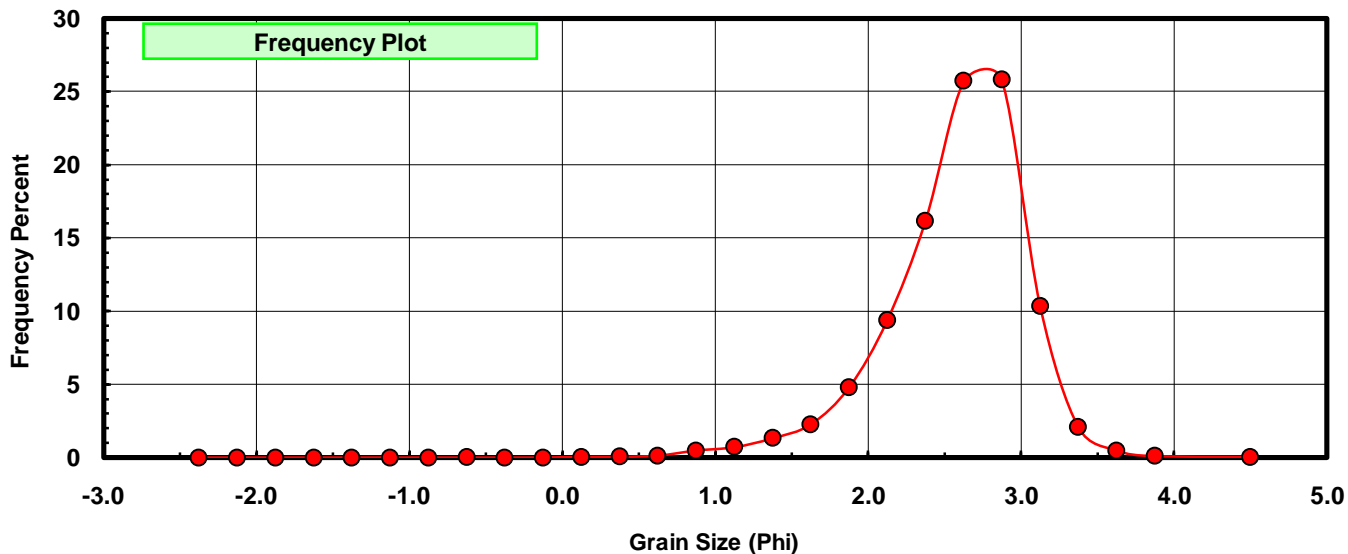
Sieve Size (phi)	Sieve Midpt (phi)	Weight (grams)	Freq Weight %	Cumulative Weight %
-2.25	-2.375	0.000	0.000	0.000
-2.00	-2.125	0.000	0.000	0.000
-1.75	-1.875	0.000	0.000	0.000
-1.50	-1.625	0.000	0.000	0.000
-1.25	-1.375	0.000	0.000	0.000
-1.00	-1.125	0.000	0.000	0.000
-0.75	-0.875	0.000	0.000	0.000
-0.50	-0.625	0.005	0.011	0.011
-0.25	-0.375	0.000	0.000	0.011
0.00	-0.125	0.000	0.000	0.011
0.25	0.125	0.016	0.036	0.047
0.50	0.375	0.025	0.056	0.102
0.75	0.625	0.062	0.138	0.240
1.00	0.875	0.215	0.478	0.718
1.25	1.125	0.327	0.726	1.444
1.50	1.375	0.603	1.340	2.783
1.75	1.625	1.023	2.273	5.056
2.00	1.875	2.165	4.809	9.865
2.25	2.125	4.223	9.381	19.246
2.50	2.375	7.275	16.161	35.407
2.75	2.625	11.578	25.720	61.127
3.00	2.875	11.616	25.804	86.931
3.25	3.125	4.662	10.356	97.288
3.50	3.375	0.936	2.079	99.367
3.75	3.625	0.218	0.484	99.851
4.00	3.875	0.052	0.116	99.967
5.00	4.500	0.015	0.033	100.000

Statistical Results			
Mean:	2.5764	phi	(0.1677 mm)
Standard Dev:	0.4591	phi-units	(0.7274 mm)
Skewness:	-1.0045	dimensionless	
Kurtosis:	5.1944	dimensionless	
5th Moment:	-14.0824	dimensionless	
6th Moment:	67.7643	dimensionless	
RARD *	0.1782	dimensionless	
Median	2.5168	phi	(0.1747 mm)

* RARD = reciprocal absolute relative dispersion (see below)

Statistical Explanation	
Calculations based on the Method of Moments	
Skewness: 3rd Stand. Moment; Exact Gaussian = 0.0	
Kurtosis: 4th Stand. Moment; Exact Gaussian = 3.0	
For Further Explanation, See Basille et al. 2002	
Millimeter data calculated by $mm = 2^{-(\phi)}$	

Reciprocal Absolute Relative Dispersion (RARD) Scale	
< 0.5	Excellent homogeneity (e.g., beaches)
0.5 to 1.0	Good homogeneity
1.0 to 1.33	Fair homogeneity
> 1.33	Poor homogeneity (e.g., glacial)



PI-28-BB

