

## Onshore Grab Sample

Sample: PI-26-BB  
Sample Taken By: D. Phelps  
Sample Collected On: 10/8/09  
Splits? N/A

County: Pinellas  
Latitude: 27° 50' 47.3"  
Longitude: 82° 50' 36.3"  
Datum: WGS 84  
Surf. Elev: N/A  
Datum: N/A

### Fine Data Summary

Total Sample Weight	51.958 grams
Total Fines in Sample	0.075 grams
Total Percent Fines	0.14 %

### Dry Sieving Summary

Total Sample Weight	51.926 grams
Total Digested Weight	35.815 grams
Total Carbonate Weight	16.111 grams
Total Silica %	68.97 %
Total Carbonate %	31.03 %
Carbonate/Silica Ratio	0.450

### General Comments:

None

### Description

Worked By: M. Ladle

# Pre-Digestion Grain Size Distribution

Onshore Grab Sample

Sample: PI-26-BB

Total Sample Mass: 51.926 grams

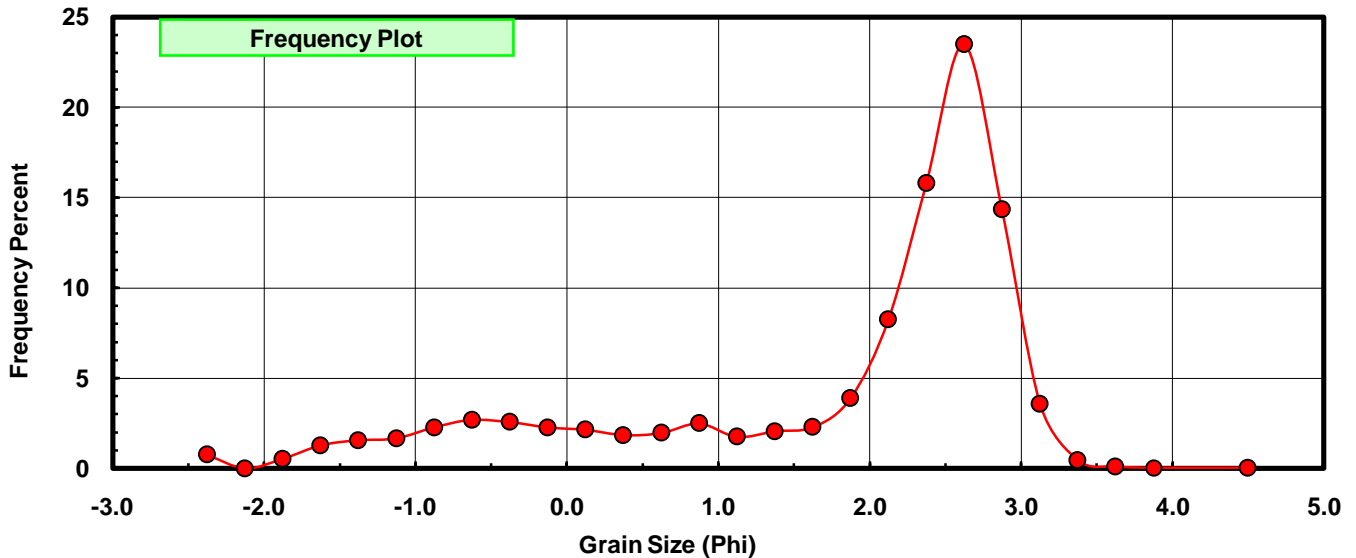
Sieve Size (phi)	Sieve Midpt (phi)	Weight (grams)	Freq Weight %	Cumulative Weight %
-2.25	-2.375	0.392	0.755	0.755
-2.00	-2.125	0.000	0.000	0.755
-1.75	-1.875	0.275	0.530	1.285
-1.50	-1.625	0.656	1.263	2.548
-1.25	-1.375	0.808	1.556	4.104
-1.00	-1.125	0.858	1.652	5.756
-0.75	-0.875	1.172	2.257	8.013
-0.50	-0.625	1.396	2.688	10.702
-0.25	-0.375	1.333	2.567	13.269
0.00	-0.125	1.171	2.255	15.524
0.25	0.125	1.109	2.136	17.660
0.50	0.375	0.957	1.843	19.503
0.75	0.625	1.020	1.964	21.467
1.00	0.875	1.291	2.486	23.953
1.25	1.125	0.911	1.754	25.708
1.50	1.375	1.068	2.057	27.765
1.75	1.625	1.186	2.284	30.049
2.00	1.875	2.022	3.894	33.943
2.25	2.125	4.284	8.250	42.193
2.50	2.375	8.198	15.788	57.981
2.75	2.625	12.194	23.483	81.464
3.00	2.875	7.454	14.355	95.819
3.25	3.125	1.849	3.561	99.380
3.50	3.375	0.232	0.447	99.827
3.75	3.625	0.054	0.104	99.931
4.00	3.875	0.019	0.037	99.967
5.00	4.50	0.017	0.033	100.000

Statistical Results			
Mean:	1.7768	phi	(0.2918 mm)
Standard Dev:	1.3546	phi-units	(0.391 mm)
Skewness:	-1.2715	dimensionless	
Kurtosis:	3.4101	dimensionless	
5th Moment:	-7.4631	dimensionless	
6th Moment:	18.8176	dimensionless	
RARD *	0.7624	dimensionless	
Median	2.2486	phi	(0.2104 mm)

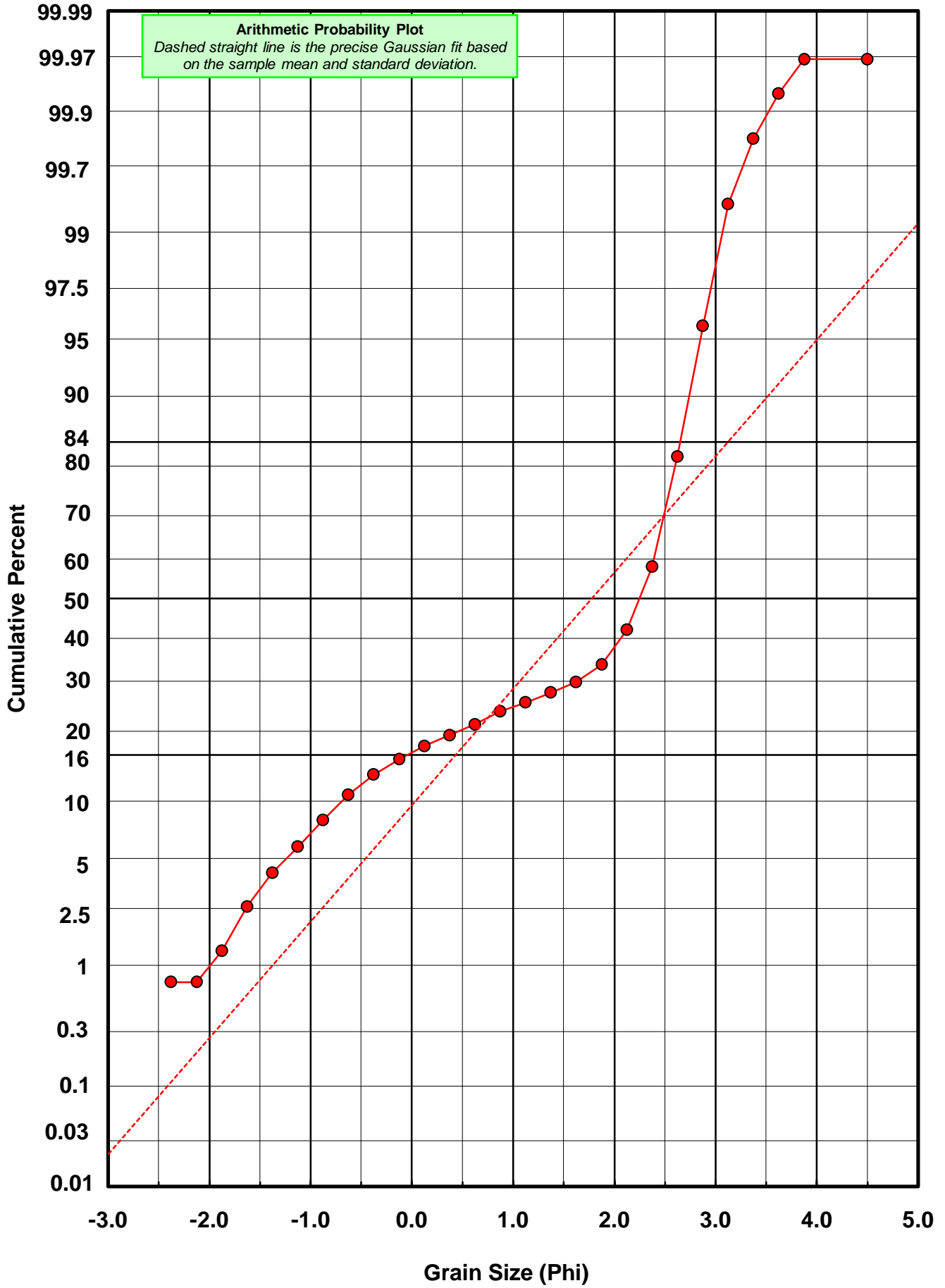
\* RARD = reciprocal absolute relative dispersion (see below)

Statistical Explanation	
Calculations based on the Method of Moments	
Skewness: 3rd Stand. Moment; Exact Gaussian = 0.0	
Kurtosis: 4th Stand. Moment; Exact Gaussian = 3.0	
For Further Explanation, See Basille et al. 2002	
Millimeter data calculated by $mm = 2^{-(\phi)}$	

Reciprocal Absolute Relative Dispersion (RARD) Scale	
< 0.5	Excellent homogeneity (e.g., beaches)
0.5 to 1.0	Good homogeneity
1.0 to 1.33	Fair homogeneity
> 1.33	Poor homogeneity (e.g., glacial)



# PI-26-BB



# Carbonate Grain Size Distribution

Onshore Grab Sample

Sample: PI-26-BB

Total Carbonate Mass: 16.532 grams

% Carbonate: 31.0 %

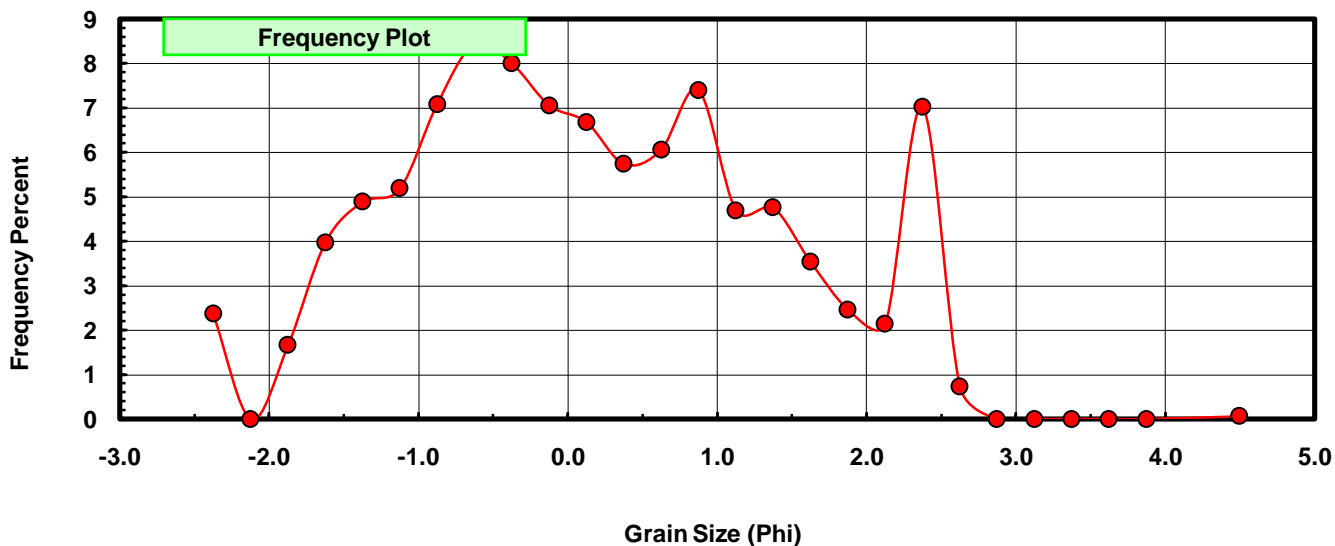
Sieve Size (phi)	Sieve Midpt (phi)	Weight (grams)	Freq Weight %	Cumulative Weight %
-2.25	-2.375	0.392	2.371	2.371
-2.00	-2.125	0.000	0.000	2.371
-1.75	-1.875	0.275	1.663	4.035
-1.50	-1.625	0.656	3.968	8.003
-1.25	-1.375	0.808	4.887	12.890
-1.00	-1.125	0.858	5.190	18.080
-0.75	-0.875	1.172	7.089	25.169
-0.50	-0.625	1.396	8.444	33.614
-0.25	-0.375	1.323	8.003	41.616
0.00	-0.125	1.167	7.059	48.675
0.25	0.125	1.105	6.684	55.359
0.50	0.375	0.949	5.740	61.100
0.75	0.625	1.002	6.061	67.161
1.00	0.875	1.224	7.404	74.564
1.25	1.125	0.776	4.694	79.258
1.50	1.375	0.787	4.760	84.019
1.75	1.625	0.586	3.545	87.564
2.00	1.875	0.408	2.468	90.031
2.25	2.125	0.354	2.141	92.173
2.50	2.375	1.162	7.029	99.202
2.75	2.625	0.121	0.732	99.933
3.00	2.875	0.000	0.000	99.933
3.25	3.125	0.000	0.000	99.933
3.50	3.375	0.000	0.000	99.933
3.75	3.625	0.000	0.000	99.933
4.00	3.875	0.000	0.000	99.933
5.00	4.500	0.011	0.067	100.000

Statistical Results			
Mean:	0.1581	phi	(0.8962 mm)
Standard Dev:	1.2661	phi-units	(0.4158 mm)
Skewness:	0.1698	dimensionless	
Kurtosis:	2.1804	dimensionless	
5th Moment:	0.7878	dimensionless	
6th Moment:	6.8652	dimensionless	
RARD *	8.0077	dimensionless	
Median	-0.0755	phi	(1.0537 mm)

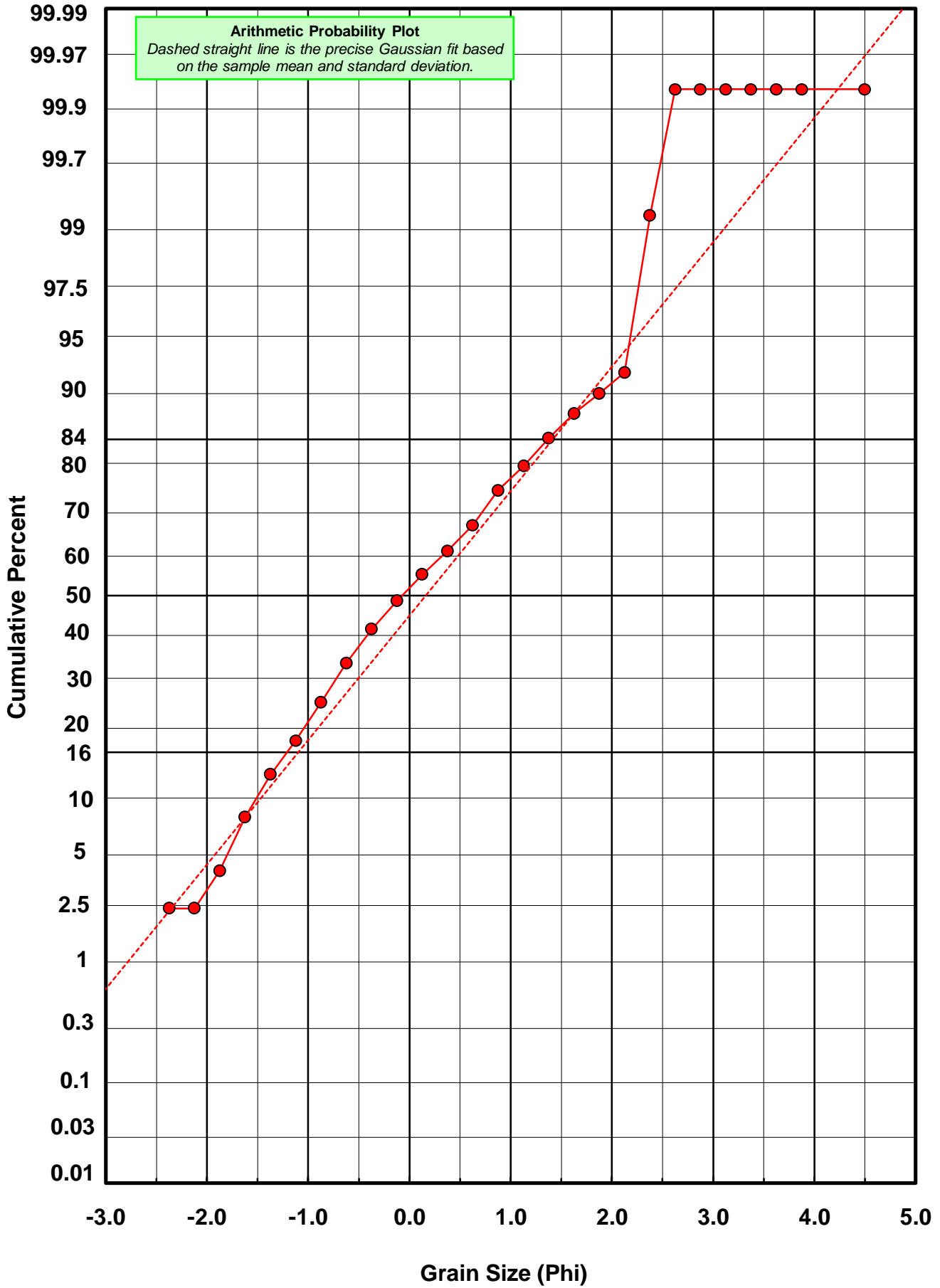
\* RARD = reciprocal absolute relative dispersion (see below)

Statistical Explanation	
Calculations based on the Method of Moments	
Skewness: 3rd Stand. Moment; Exact Gaussian = 0.0	
Kurtosis: 4th Stand. Moment; Exact Gaussian = 3.0	
For Further Explanation, See Basille et al. 2002	
Millimeter data calculated by $mm = 2^{-(\phi)}$	

Reciprocal Absolute Relative Dispersion (RARD) Scale	
< 0.5	Excellent homogeneity (e.g., beaches)
0.5 to 1.0	Good homogeneity
1.0 to 1.33	Fair homogeneity
> 1.33	Poor homogeneity (e.g., glacial)



# PI-26-BB



# Post-Digestion Grain Size Distribution

Onshore Grab Sample

Sample: PI-26-BB

Total Digested Mass: 35.815 grams

% Silica: 69.0 %

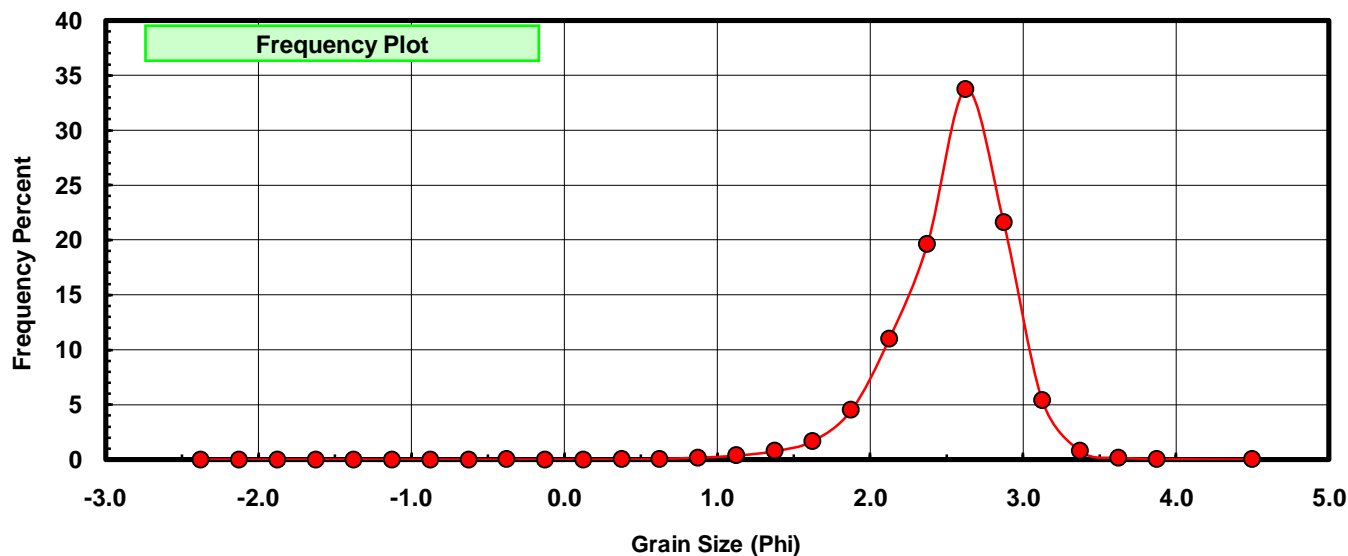
Sieve Size (phi)	Sieve Midpt (phi)	Weight (grams)	Freq Weight %	Cumulative Weight %
-2.25	-2.375	0.000	0.000	0.000
-2.00	-2.125	0.000	0.000	0.000
-1.75	-1.875	0.000	0.000	0.000
-1.50	-1.625	0.000	0.000	0.000
-1.25	-1.375	0.000	0.000	0.000
-1.00	-1.125	0.000	0.000	0.000
-0.75	-0.875	0.000	0.000	0.000
-0.50	-0.625	0.000	0.000	0.000
-0.25	-0.375	0.010	0.028	0.028
0.00	-0.125	0.004	0.011	0.039
0.25	0.125	0.004	0.011	0.050
0.50	0.375	0.008	0.022	0.073
0.75	0.625	0.018	0.050	0.123
1.00	0.875	0.067	0.187	0.310
1.25	1.125	0.135	0.377	0.687
1.50	1.375	0.281	0.785	1.471
1.75	1.625	0.600	1.675	3.147
2.00	1.875	1.614	4.506	7.653
2.25	2.125	3.930	10.973	18.626
2.50	2.375	7.036	19.645	38.272
2.75	2.625	12.073	33.709	71.981
3.00	2.875	7.731	21.586	93.567
3.25	3.125	1.937	5.408	98.975
3.50	3.375	0.281	0.785	99.760
3.75	3.625	0.061	0.170	99.930
4.00	3.875	0.019	0.053	99.983
5.00	4.500	0.006	0.017	100.000

Statistical Results			
Mean:	2.5384	phi	(0.1721 mm)
Standard Dev:	0.3829	phi-units	(0.7669 mm)
Skewness:	-0.9862	dimensionless	
Kurtosis:	6.1355	dimensionless	
5th Moment:	-21.0169	dimensionless	
6th Moment:	131.8850	dimensionless	
RARD *	0.1508	dimensionless	
Median	2.4620	phi	(0.1815 mm)

\* RARD = reciprocal absolute relative dispersion (see below)

Statistical Explanation	
Calculations based on the Method of Moments	
Skewness: 3rd Stand. Moment; Exact Gaussian = 0.0	
Kurtosis: 4th Stand. Moment; Exact Gaussian = 3.0	
For Further Explanation, See Basille et al. 2002	
Millimeter data calculated by $mm = 2^{-(\phi)}$	

Reciprocal Absolute Relative Dispersion (RARD) Scale	
< 0.5	Excellent homogeneity (e.g., beaches)
0.5 to 1.0	Good homogeneity
1.0 to 1.33	Fair homogeneity
> 1.33	Poor homogeneity (e.g., glacial)



# PI-26-BB

