

**Onshore Grab Sample**

**Sample:** PI-24-BB  
**Sample Taken By:** D. Phelps  
**Sample Collected On:** 10/8/09  
**Splits?** N/A

**County:** Pinellas  
**Latitude:** 27° 52' 22.5"  
**Longitude:** 82° 51' 3.0"  
**Datum:** WGS 84  
**Surf. Elev:** N/A  
**Datum:** N/A

**Fine Data Summary**

Total Sample Weight 52.846 grams  
Total Fines in Sample 0.248 grams  
Total Percent Fines 0.47 %

**Dry Sieving Summary**

Total Sample Weight 52.736 grams  
Total Digested Weight 32.122 grams  
Total Carbonate Weight 20.614 grams  
Total Silica % 60.91 %  
Total Carbonate % 39.09 %  
Carbonate/Silica Ratio 0.642

**General Comments:**

None

**Description**

Worked By: M. Ladle

# Pre-Digestion Grain Size Distribution

Onshore Grab Sample

Sample: PI-24-BB

Total Sample Mass: 52.736 grams

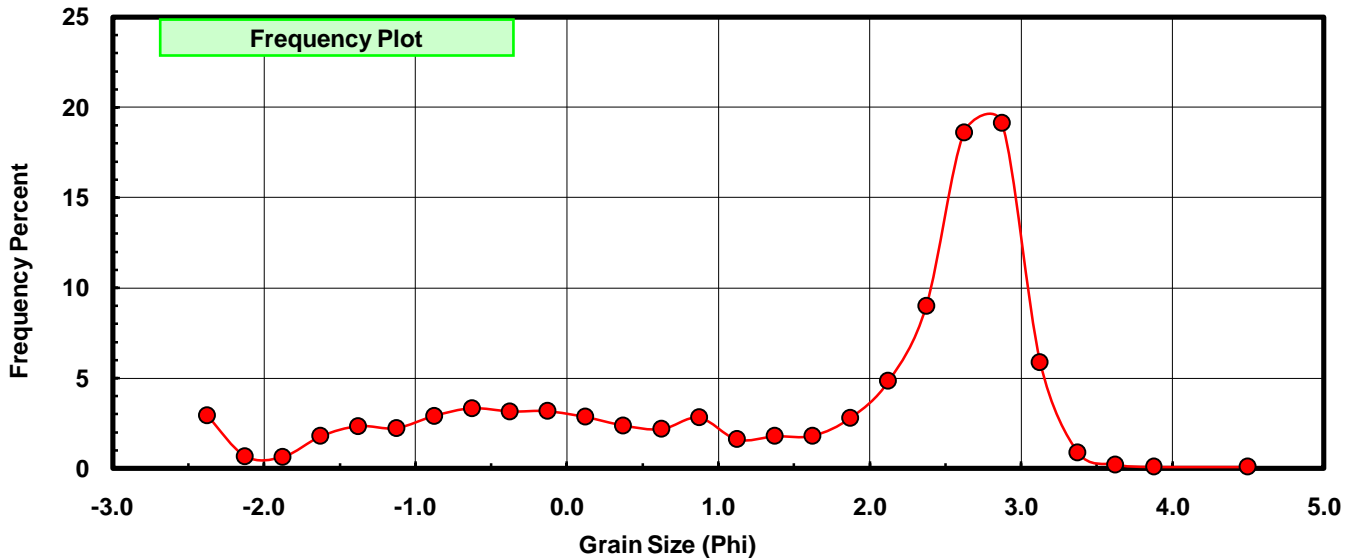
Sieve Size (phi)	Sieve Midpt (phi)	Weight (grams)	Freq Weight %	Cumulative Weight %
-2.25	-2.375	1.546	2.932	2.932
-2.00	-2.125	0.347	0.658	3.590
-1.75	-1.875	0.333	0.631	4.221
-1.50	-1.625	0.943	1.788	6.009
-1.25	-1.375	1.232	2.336	8.345
-1.00	-1.125	1.173	2.224	10.570
-0.75	-0.875	1.525	2.892	13.461
-0.50	-0.625	1.756	3.330	16.791
-0.25	-0.375	1.657	3.142	19.933
0.00	-0.125	1.670	3.167	23.100
0.25	0.125	1.501	2.846	25.946
0.50	0.375	1.247	2.365	28.311
0.75	0.625	1.143	2.167	30.478
1.00	0.875	1.485	2.816	33.294
1.25	1.125	0.848	1.608	34.902
1.50	1.375	0.941	1.784	36.687
1.75	1.625	0.953	1.807	38.494
2.00	1.875	1.476	2.799	41.292
2.25	2.125	2.552	4.839	46.132
2.50	2.375	4.746	9.000	55.131
2.75	2.625	9.815	18.612	73.743
3.00	2.875	10.092	19.137	92.880
3.25	3.125	3.098	5.875	98.754
3.50	3.375	0.462	0.876	99.630
3.75	3.625	0.107	0.203	99.833
4.00	3.875	0.046	0.087	99.920
5.00	4.50	0.042	0.080	100.000

Statistical Results			
Mean:	1.5143	phi	(0.3501 mm)
Standard Dev:	1.6396	phi-units	(0.3209 mm)
Skewness:	-0.8926	dimensionless	
Kurtosis:	2.4260	dimensionless	
5th Moment:	-4.1963	dimensionless	
6th Moment:	9.4089	dimensionless	
RARD *	1.0827	dimensionless	
Median	2.2325	phi	(0.2128 mm)

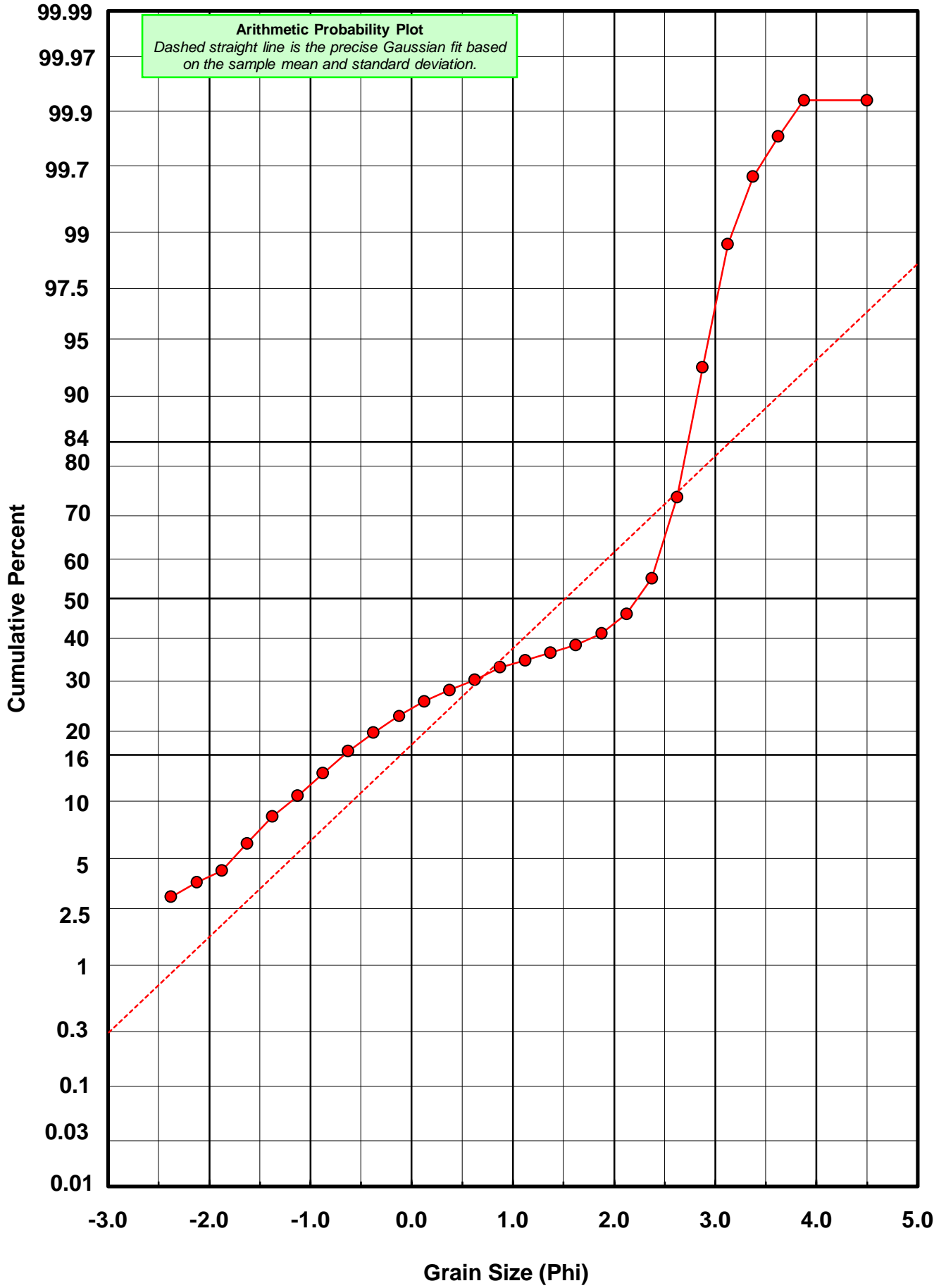
\* RARD = reciprocal absolute relative dispersion (see below)

Statistical Explanation	
Calculations based on the Method of Moments	
Skewness: 3rd Stand. Moment; Exact Gaussian = 0.0	
Kurtosis: 4th Stand. Moment; Exact Gaussian = 3.0	
For Further Explanation, See Basille et al. 2002	
Millimeter data calculated by $mm = 2^{-(\phi)}$	

Reciprocal Absolute Relative Dispersion (RARD) Scale	
< 0.5	Excellent homogeneity (e.g., beaches)
0.5 to 1.0	Good homogeneity
1.0 to 1.33	Fair homogeneity
> 1.33	Poor homogeneity (e.g., glacial)



# PI-24-BB



# Carbonate Grain Size Distribution

Onshore Grab Sample

Sample: PI-24-BB

Total Carbonate Mass: 20.672 grams

% Carbonate: 39.1 %

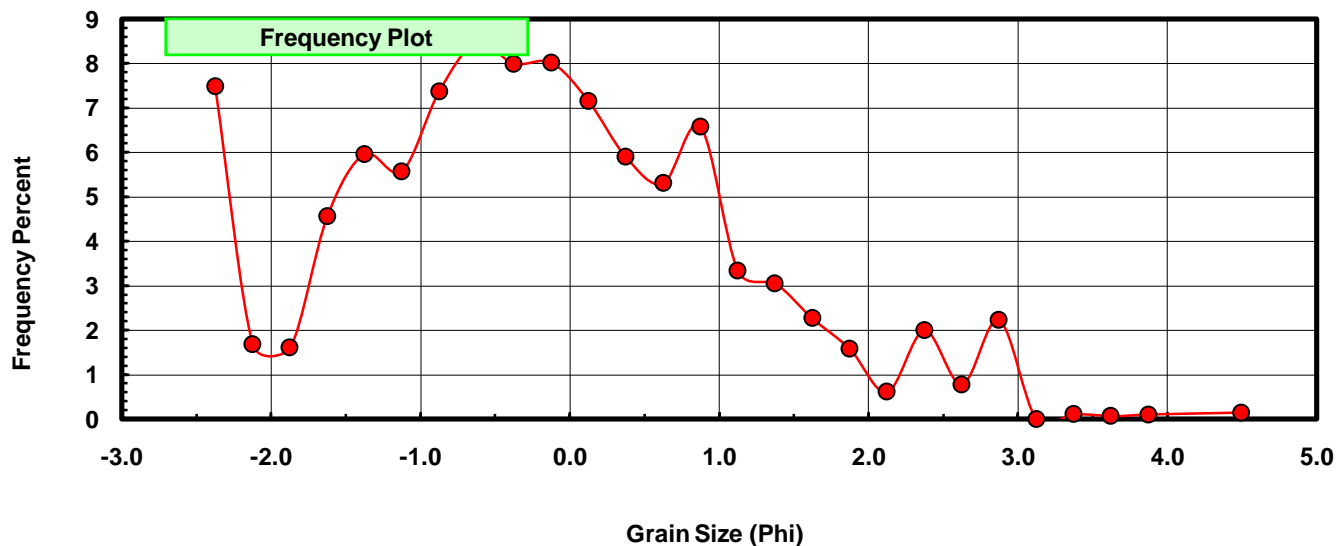
Sieve Size (phi)	Sieve Midpt (phi)	Weight (grams)	Freq Weight %	Cumulative Weight %
-2.25	-2.375	1.546	7.479	7.479
-2.00	-2.125	0.347	1.679	9.157
-1.75	-1.875	0.333	1.611	10.768
-1.50	-1.625	0.943	4.562	15.330
-1.25	-1.375	1.232	5.960	21.290
-1.00	-1.125	1.153	5.578	26.867
-0.75	-0.875	1.525	7.377	34.244
-0.50	-0.625	1.752	8.475	42.720
-0.25	-0.375	1.653	7.996	50.716
0.00	-0.125	1.658	8.021	58.736
0.25	0.125	1.480	7.159	65.896
0.50	0.375	1.220	5.902	71.798
0.75	0.625	1.097	5.307	77.104
1.00	0.875	1.360	6.579	83.683
1.25	1.125	0.689	3.333	87.016
1.50	1.375	0.632	3.057	90.074
1.75	1.625	0.470	2.274	92.347
2.00	1.875	0.327	1.582	93.929
2.25	2.125	0.127	0.614	94.543
2.50	2.375	0.413	1.998	96.541
2.75	2.625	0.162	0.784	97.325
3.00	2.875	0.461	2.230	99.555
3.25	3.125	0.000	0.000	99.555
3.50	3.375	0.024	0.116	99.671
3.75	3.625	0.015	0.073	99.744
4.00	3.875	0.022	0.106	99.850
5.00	4.500	0.031	0.150	100.000

Statistical Results			
Mean:	-0.1893	phi	(1.1402 mm)
Standard Dev:	1.3240	phi-units	(0.3994 mm)
Skewness:	0.3828	dimensionless	
Kurtosis:	2.8145	dimensionless	
5th Moment:	3.2431	dimensionless	
6th Moment:	13.0915	dimensionless	
RARD *	6.9950	dimensionless	
Median	-0.3974	phi	(1.3171 mm)

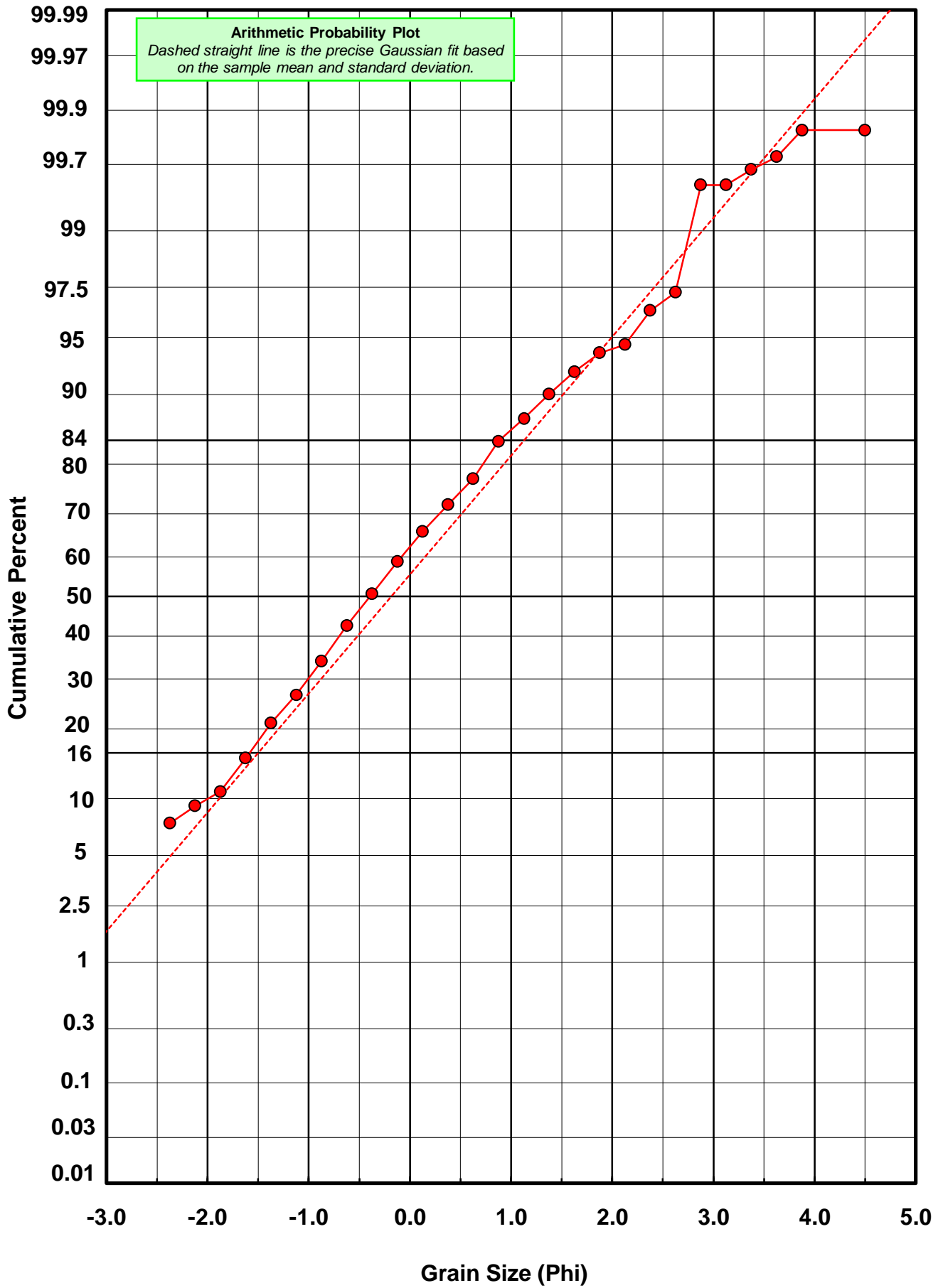
\* RARD = reciprocal absolute relative dispersion (see below)

Statistical Explanation	
Calculations based on the Method of Moments	
Skewness: 3rd Stand. Moment; Exact Gaussian = 0.0	
Kurtosis: 4th Stand. Moment; Exact Gaussian = 3.0	
For Further Explanation, See Basille et al. 2002	
Millimeter data calculated by $mm = 2^{-(\phi)}$	

Reciprocal Absolute Relative Dispersion (RARD) Scale	
< 0.5	Excellent homogeneity (e.g., beaches)
0.5 to 1.0	Good homogeneity
1.0 to 1.33	Fair homogeneity
> 1.33	Poor homogeneity (e.g., glacial)



# PI-24-BB



# Post-Digestion Grain Size Distribution

Onshore Grab Sample

Sample: PI-24-BB

Total Digested Mass: 32.122 grams

% Silica: 60.9 %

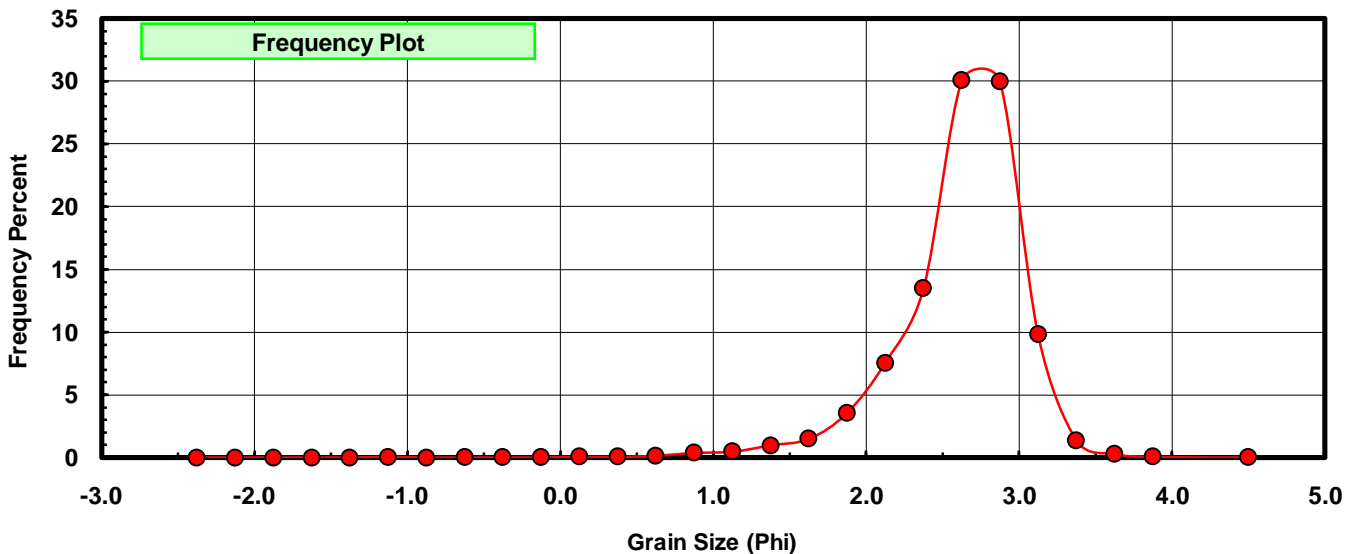
Sieve Size (phi)	Sieve Midpt (phi)	Weight (grams)	Freq Weight %	Cumulative Weight %
-2.25	-2.375	0.000	0.000	0.000
-2.00	-2.125	0.000	0.000	0.000
-1.75	-1.875	0.000	0.000	0.000
-1.50	-1.625	0.000	0.000	0.000
-1.25	-1.375	0.000	0.000	0.000
-1.00	-1.125	0.020	0.062	0.062
-0.75	-0.875	0.000	0.000	0.062
-0.50	-0.625	0.004	0.012	0.075
-0.25	-0.375	0.004	0.012	0.087
0.00	-0.125	0.012	0.037	0.125
0.25	0.125	0.021	0.065	0.190
0.50	0.375	0.027	0.084	0.274
0.75	0.625	0.046	0.143	0.417
1.00	0.875	0.125	0.389	0.806
1.25	1.125	0.159	0.495	1.301
1.50	1.375	0.309	0.962	2.263
1.75	1.625	0.483	1.504	3.767
2.00	1.875	1.149	3.577	7.344
2.25	2.125	2.425	7.549	14.893
2.50	2.375	4.333	13.489	28.382
2.75	2.625	9.653	30.051	58.433
3.00	2.875	9.631	29.983	88.416
3.25	3.125	3.156	9.825	98.241
3.50	3.375	0.438	1.364	99.605
3.75	3.625	0.092	0.286	99.891
4.00	3.875	0.024	0.075	99.966
5.00	4.500	0.011	0.034	100.000

Statistical Results			
Mean:	2.6136	phi	(0.1634 mm)
Standard Dev:	0.4366	phi-units	(0.7389 mm)
Skewness:	-1.7595	dimensionless	
Kurtosis:	10.4802	dimensionless	
5th Moment:	-56.5838	dimensionless	
6th Moment:	399.6299	dimensionless	
RARD *	0.1671	dimensionless	
Median	2.5548	phi	(0.1702 mm)

\* RARD = reciprocal absolute relative dispersion (see below)

Statistical Explanation	
Calculations based on the Method of Moments	
Skewness: 3rd Stand. Moment; Exact Gaussian = 0.0	
Kurtosis: 4th Stand. Moment; Exact Gaussian = 3.0	
For Further Explanation, See Basille et al. 2002	
Millimeter data calculated by $mm = 2^{-(\phi)}$	

Reciprocal Absolute Relative Dispersion (RARD) Scale	
< 0.5	Excellent homogeneity (e.g., beaches)
0.5 to 1.0	Good homogeneity
1.0 to 1.33	Fair homogeneity
> 1.33	Poor homogeneity (e.g., glacial)



# PI-24-BB

