

**Onshore Grab Sample**

**Sample:** PI-22-BB  
**Sample Taken By:** D. Phelps  
**Sample Collected On:** 10/8/09  
**Splits?** N/A

**County:** Pinellas  
**Latitude:** 27° 54' 0.3"  
**Longitude:** 82° 50' 55.8"  
**Datum:** WGS 84  
**Surf. Elev:** N/A  
**Datum:** N/A

**Fine Data Summary**

Total Sample Weight 50.713 grams  
Total Fines in Sample 0.126 grams  
Total Percent Fines 0.25 %

**Dry Sieving Summary**

Total Sample Weight 50.602 grams  
Total Digested Weight 27.622 grams  
Total Carbonate Weight 22.980 grams  
Total Silica % 54.59 %  
Total Carbonate % 45.41 %  
Carbonate/Silica Ratio 0.832

**General Comments:**

None

**Description**

Worked By: M. Ladle

# Pre-Digestion Grain Size Distribution

Onshore Grab Sample

Sample: PI-22-BB

Total Sample Mass: 50.602 grams

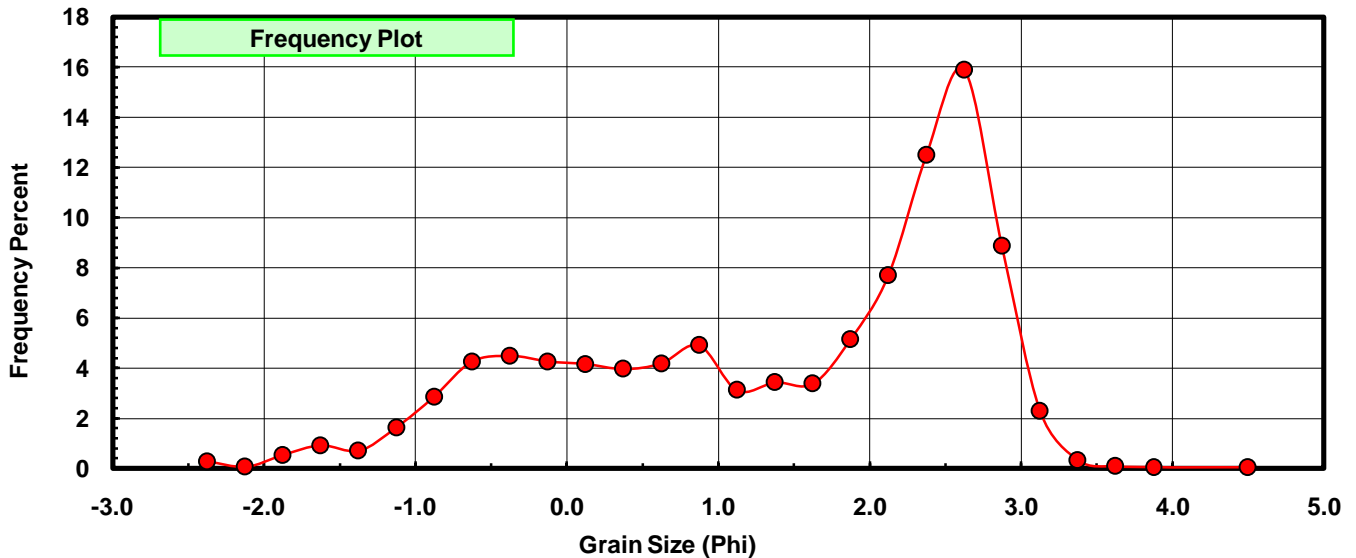
Sieve Size (phi)	Sieve Midpt (phi)	Weight (grams)	Freq Weight %	Cumulative Weight %
-2.25	-2.375	0.138	0.273	0.273
-2.00	-2.125	0.032	0.063	0.336
-1.75	-1.875	0.270	0.534	0.870
-1.50	-1.625	0.462	0.913	1.783
-1.25	-1.375	0.355	0.702	2.484
-1.00	-1.125	0.827	1.634	4.118
-0.75	-0.875	1.443	2.852	6.970
-0.50	-0.625	2.154	4.257	11.227
-0.25	-0.375	2.272	4.490	15.717
0.00	-0.125	2.156	4.261	19.977
0.25	0.125	2.101	4.152	24.129
0.50	0.375	2.005	3.962	28.092
0.75	0.625	2.116	4.182	32.273
1.00	0.875	2.484	4.909	37.182
1.25	1.125	1.577	3.116	40.299
1.50	1.375	1.738	3.435	43.733
1.75	1.625	1.707	3.373	47.107
2.00	1.875	2.608	5.154	52.261
2.25	2.125	3.901	7.709	59.970
2.50	2.375	6.318	12.486	72.456
2.75	2.625	8.047	15.903	88.358
3.00	2.875	4.491	8.875	97.233
3.25	3.125	1.153	2.279	99.512
3.50	3.375	0.166	0.328	99.840
3.75	3.625	0.042	0.083	99.923
4.00	3.875	0.020	0.040	99.962
5.00	4.50	0.019	0.038	100.000

Statistical Results			
Mean:	1.4099	phi	(0.3763 mm)
Standard Dev:	1.3375	phi-units	(0.3957 mm)
Skewness:	-0.6100	dimensionless	
Kurtosis:	2.1458	dimensionless	
5th Moment:	-3.0105	dimensionless	
6th Moment:	7.6315	dimensionless	
RARD *	0.9486	dimensionless	
Median	1.7653	phi	(0.2942 mm)

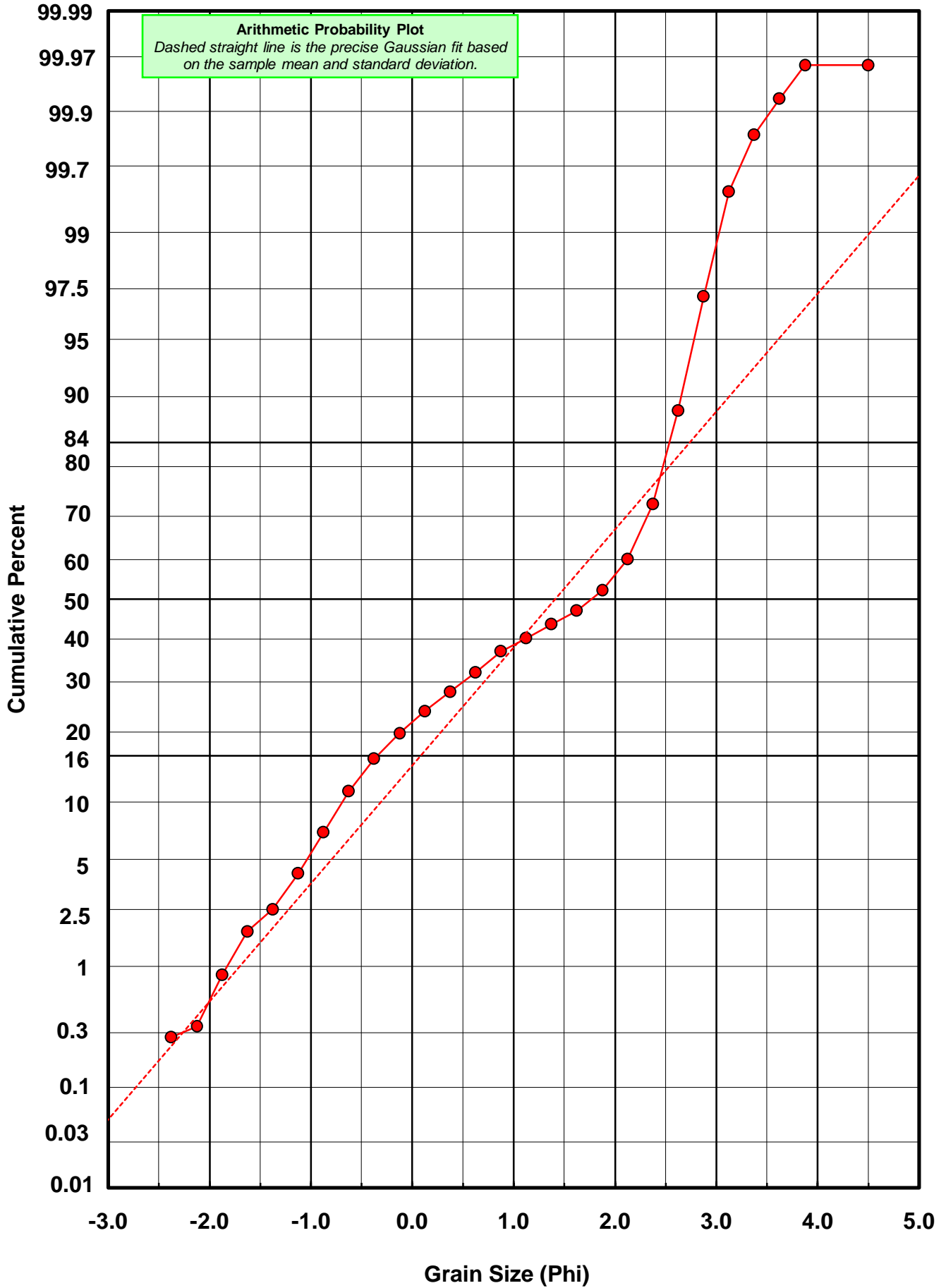
\* RARD = reciprocal absolute relative dispersion (see below)

Statistical Explanation	
Calculations based on the Method of Moments	
Skewness: 3rd Stand. Moment; Exact Gaussian = 0.0	
Kurtosis: 4th Stand. Moment; Exact Gaussian = 3.0	
For Further Explanation, See Basille et al. 2002	
Millimeter data calculated by $mm = 2^{(-phi)}$	

Reciprocal Absolute Relative Dispersion (RARD) Scale	
< 0.5	Excellent homogeneity (e.g., beaches)
0.5 to 1.0	Good homogeneity
1.0 to 1.33	Fair homogeneity
> 1.33	Poor homogeneity (e.g., glacial)



# PI-22-BB



# Carbonate Grain Size Distribution

Onshore Grab Sample

Sample: PI-22-BB

Total Carbonate Mass: 23.179 grams

% Carbonate: 45.4 %

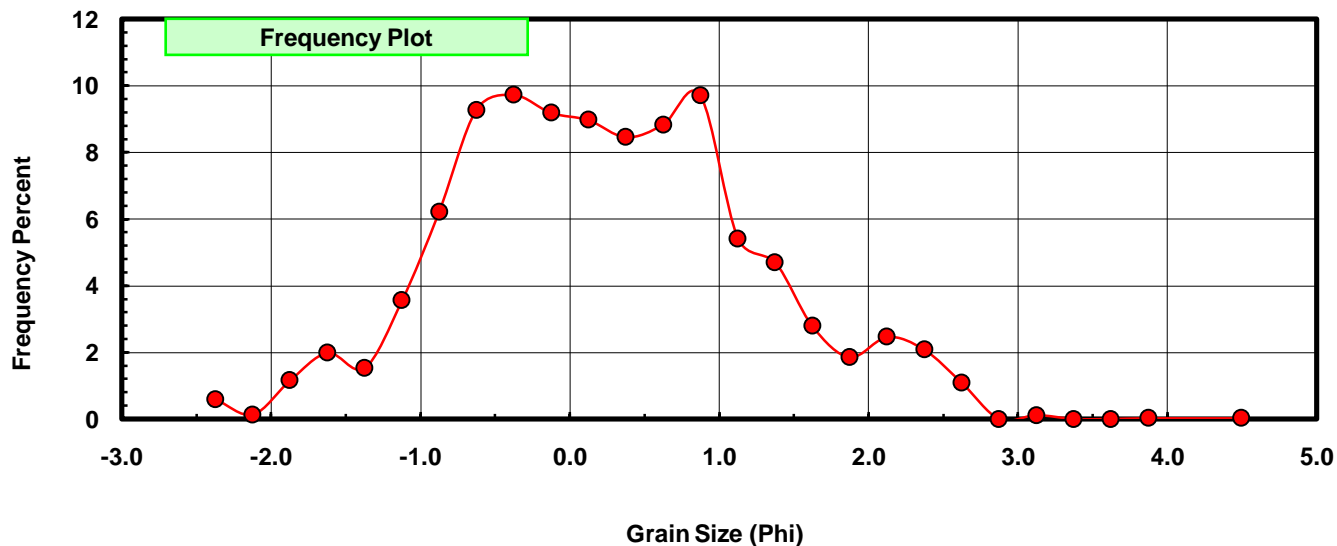
Sieve Size (phi)	Sieve Midpt (phi)	Weight (grams)	Freq Weight %	Cumulative Weight %
-2.25	-2.375	0.138	0.595	0.595
-2.00	-2.125	0.032	0.138	0.733
-1.75	-1.875	0.270	1.165	1.898
-1.50	-1.625	0.462	1.993	3.891
-1.25	-1.375	0.355	1.532	5.423
-1.00	-1.125	0.827	3.568	8.991
-0.75	-0.875	1.443	6.225	15.216
-0.50	-0.625	2.149	9.271	24.488
-0.25	-0.375	2.254	9.724	34.212
0.00	-0.125	2.131	9.194	43.406
0.25	0.125	2.080	8.974	52.379
0.50	0.375	1.961	8.460	60.840
0.75	0.625	2.048	8.836	69.675
1.00	0.875	2.251	9.711	79.387
1.25	1.125	1.255	5.414	84.801
1.50	1.375	1.091	4.707	89.508
1.75	1.625	0.648	2.796	92.303
2.00	1.875	0.431	1.859	94.163
2.25	2.125	0.573	2.472	96.635
2.50	2.375	0.484	2.088	98.723
2.75	2.625	0.252	1.087	99.810
3.00	2.875	0.000	0.000	99.810
3.25	3.125	0.028	0.121	99.931
3.50	3.375	0.000	0.000	99.931
3.75	3.625	0.001	0.004	99.935
4.00	3.875	0.007	0.030	99.965
5.00	4.500	0.008	0.035	100.000

Statistical Results			
Mean:	0.2335	phi	(0.8506 mm)
Standard Dev:	1.0218	phi-units	(0.4925 mm)
Skewness:	0.2024	dimensionless	
Kurtosis:	2.7906	dimensionless	
5th Moment:	1.5025	dimensionless	
6th Moment:	12.8981	dimensionless	
RARD *	4.3760	dimensionless	
Median	0.0587	phi	(0.9601 mm)

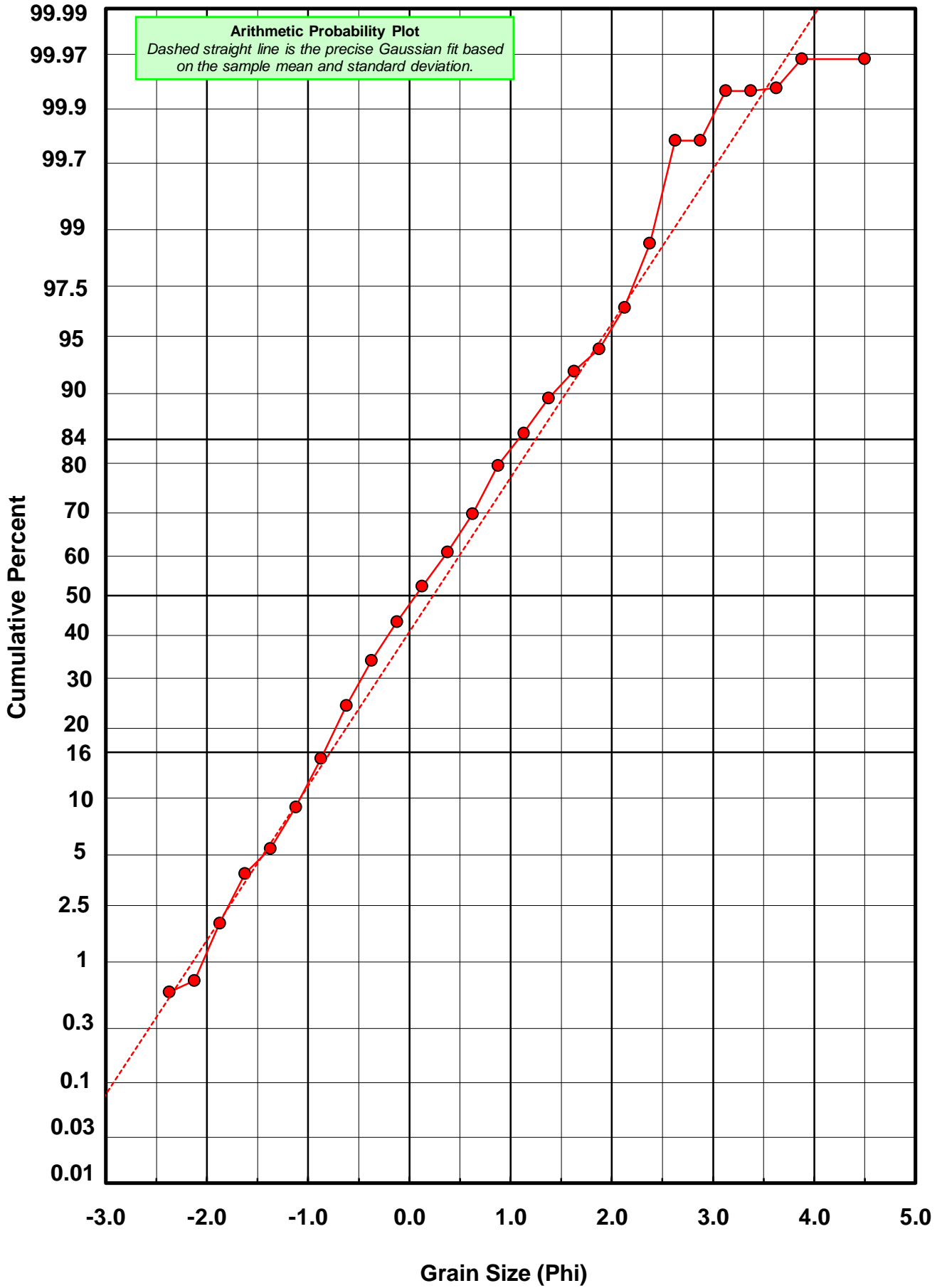
\* RARD = reciprocal absolute relative dispersion (see below)

Statistical Explanation	
Calculations based on the Method of Moments	
Skewness: 3rd Stand. Moment; Exact Gaussian = 0.0	
Kurtosis: 4th Stand. Moment; Exact Gaussian = 3.0	
For Further Explanation, See Basille et al. 2002	
Millimeter data calculated by $mm = 2^{-(\phi)}$	

Reciprocal Absolute Relative Dispersion (RARD) Scale	
< 0.5	Excellent homogeneity (e.g., beaches)
0.5 to 1.0	Good homogeneity
1.0 to 1.33	Fair homogeneity
> 1.33	Poor homogeneity (e.g., glacial)



# PI-22-BB



# Post-Digestion Grain Size Distribution

Onshore Grab Sample

Sample: PI-22-BB

Total Digested Mass: 27.622 grams

% Silica: 54.6 %

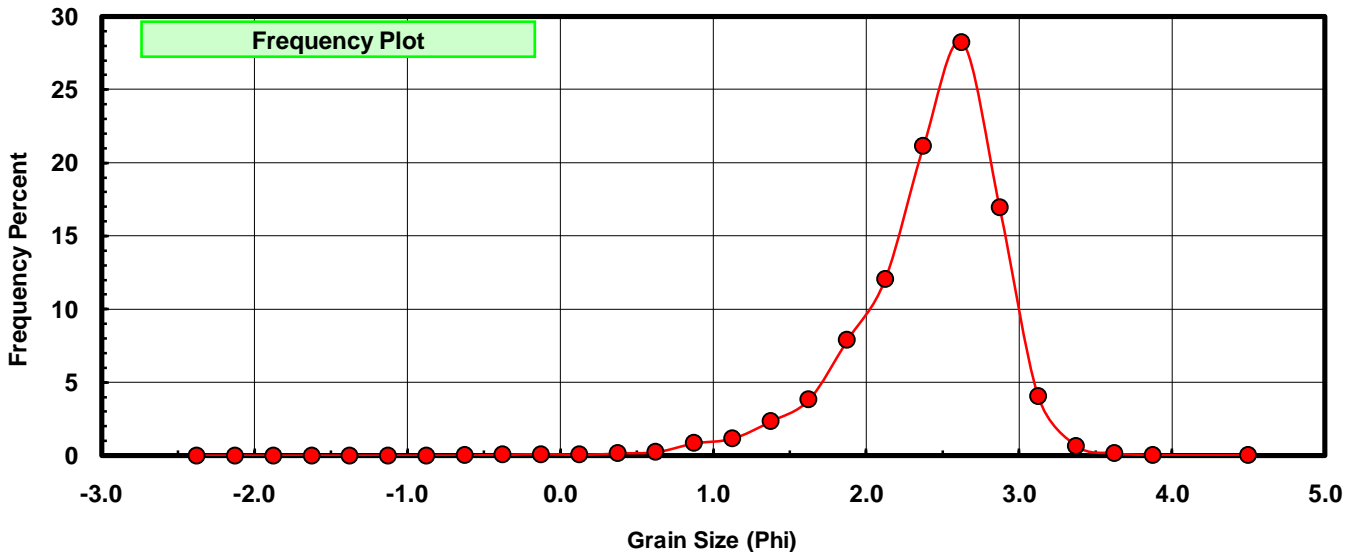
Sieve Size (phi)	Sieve Midpt (phi)	Weight (grams)	Freq Weight %	Cumulative Weight %
-2.25	-2.375	0.000	0.000	0.000
-2.00	-2.125	0.000	0.000	0.000
-1.75	-1.875	0.000	0.000	0.000
-1.50	-1.625	0.000	0.000	0.000
-1.25	-1.375	0.000	0.000	0.000
-1.00	-1.125	0.000	0.000	0.000
-0.75	-0.875	0.000	0.000	0.000
-0.50	-0.625	0.005	0.018	0.018
-0.25	-0.375	0.018	0.065	0.083
0.00	-0.125	0.025	0.091	0.174
0.25	0.125	0.021	0.076	0.250
0.50	0.375	0.044	0.159	0.409
0.75	0.625	0.068	0.246	0.655
1.00	0.875	0.233	0.844	1.499
1.25	1.125	0.322	1.166	2.665
1.50	1.375	0.647	2.342	5.007
1.75	1.625	1.059	3.834	8.841
2.00	1.875	2.177	7.881	16.722
2.25	2.125	3.328	12.048	28.771
2.50	2.375	5.834	21.121	49.891
2.75	2.625	7.795	28.220	78.112
3.00	2.875	4.678	16.936	95.047
3.25	3.125	1.125	4.073	99.120
3.50	3.375	0.178	0.644	99.765
3.75	3.625	0.041	0.148	99.913
4.00	3.875	0.013	0.047	99.960
5.00	4.500	0.011	0.040	100.000

Statistical Results			
Mean:	2.4079	phi	(0.1884 mm)
Standard Dev:	0.4915	phi-units	(0.7113 mm)
Skewness:	-1.1819	dimensionless	
Kurtosis:	5.8480	dimensionless	
5th Moment:	-18.4687	dimensionless	
6th Moment:	91.1092	dimensionless	
RARD *	0.2041	dimensionless	
Median	2.3760	phi	(0.1926 mm)

\* RARD = reciprocal absolute relative dispersion (see below)

Statistical Explanation	
Calculations based on the Method of Moments	
Skewness: 3rd Stand. Moment; Exact Gaussian = 0.0	
Kurtosis: 4th Stand. Moment; Exact Gaussian = 3.0	
For Further Explanation, See Basille et al. 2002	
Millimeter data calculated by $mm = 2^{-(\phi)}$	

Reciprocal Absolute Relative Dispersion (RARD) Scale	
< 0.5	Excellent homogeneity (e.g., beaches)
0.5 to 1.0	Good homogeneity
1.0 to 1.33	Fair homogeneity
> 1.33	Poor homogeneity (e.g., glacial)



# PI-22-BB

