

Onshore Grab Sample

Sample: PI-13-BB
Sample Taken By: D. Phelps
Sample Collected On: 10/7/09
Splits? N/A

County: Pinellas
Latitude: 28° 00' 8.1"
Longitude: 82° 49' 42.5"
Datum: WGS 84
Surf. Elev: N/A
Datum: N/A

Fine Data Summary

Total Sample Weight 57.078 grams
Total Fines in Sample 0.007 grams
Total Percent Fines 0.01 %

Dry Sieving Summary

Total Sample Weight 57.078 grams
Total Digested Weight 53.200 grams
Total Carbonate Weight 3.878 grams
Total Silica % 93.21 %
Total Carbonate % 6.79 %
Carbonate/Silica Ratio 0.073

General Comments:

None

Description

Worked By: M. Ladle

Pre-Digestion Grain Size Distribution

Onshore Grab Sample

Sample: PI-13-BB

Total Sample Mass: 57.078 grams

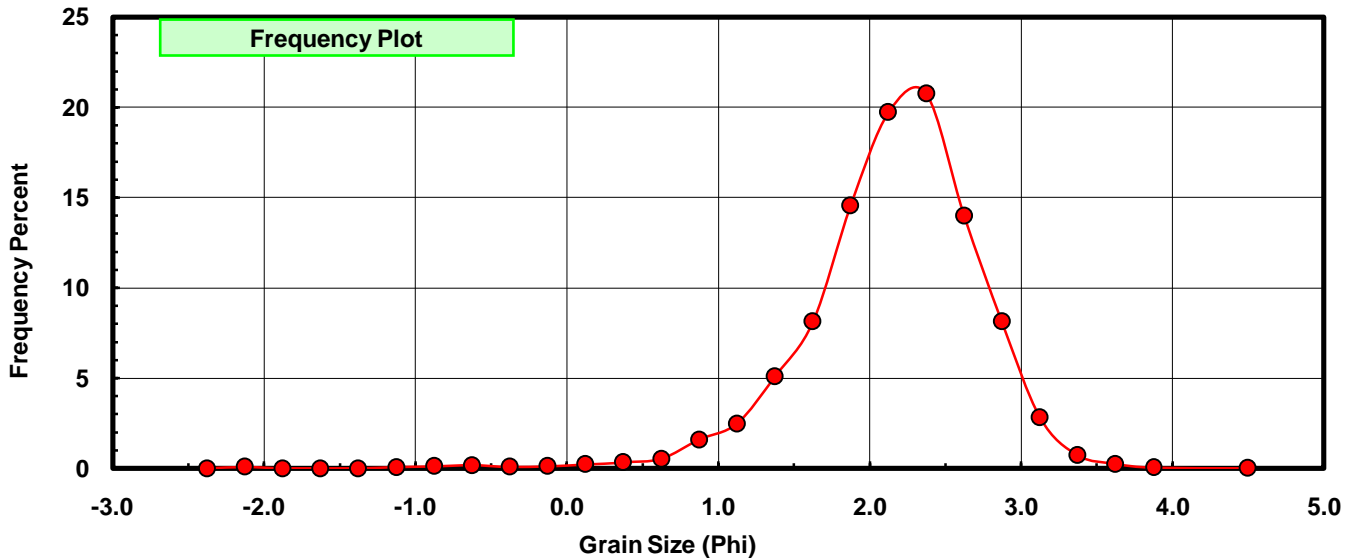
Sieve Size (phi)	Sieve Midpt (phi)	Weight (grams)	Freq Weight %	Cumulative Weight %
-2.25	-2.375	0.000	0.000	0.000
-2.00	-2.125	0.049	0.086	0.086
-1.75	-1.875	0.000	0.000	0.086
-1.50	-1.625	0.000	0.000	0.086
-1.25	-1.375	0.000	0.000	0.086
-1.00	-1.125	0.032	0.056	0.142
-0.75	-0.875	0.067	0.117	0.259
-0.50	-0.625	0.099	0.173	0.433
-0.25	-0.375	0.043	0.075	0.508
0.00	-0.125	0.071	0.124	0.632
0.25	0.125	0.124	0.217	0.850
0.50	0.375	0.188	0.329	1.179
0.75	0.625	0.297	0.520	1.699
1.00	0.875	0.910	1.594	3.294
1.25	1.125	1.411	2.472	5.766
1.50	1.375	2.912	5.102	10.868
1.75	1.625	4.640	8.129	18.997
2.00	1.875	8.318	14.573	33.570
2.25	2.125	11.257	19.722	53.292
2.50	2.375	11.846	20.754	74.046
2.75	2.625	7.988	13.995	88.041
3.00	2.875	4.636	8.122	96.163
3.25	3.125	1.601	2.805	98.968
3.50	3.375	0.414	0.725	99.693
3.75	3.625	0.137	0.240	99.933
4.00	3.875	0.031	0.054	99.988
5.00	4.50	0.007	0.012	100.000

Statistical Results			
Mean:	2.1534	phi	(0.2248 mm)
Standard Dev:	0.5834	phi-units	(0.6674 mm)
Skewness:	-1.2300	dimensionless	
Kurtosis:	7.9404	dimensionless	
5th Moment:	-35.6198	dimensionless	
6th Moment:	221.8316	dimensionless	
RARD *	0.2709	dimensionless	
Median	2.0833	phi	(0.236 mm)

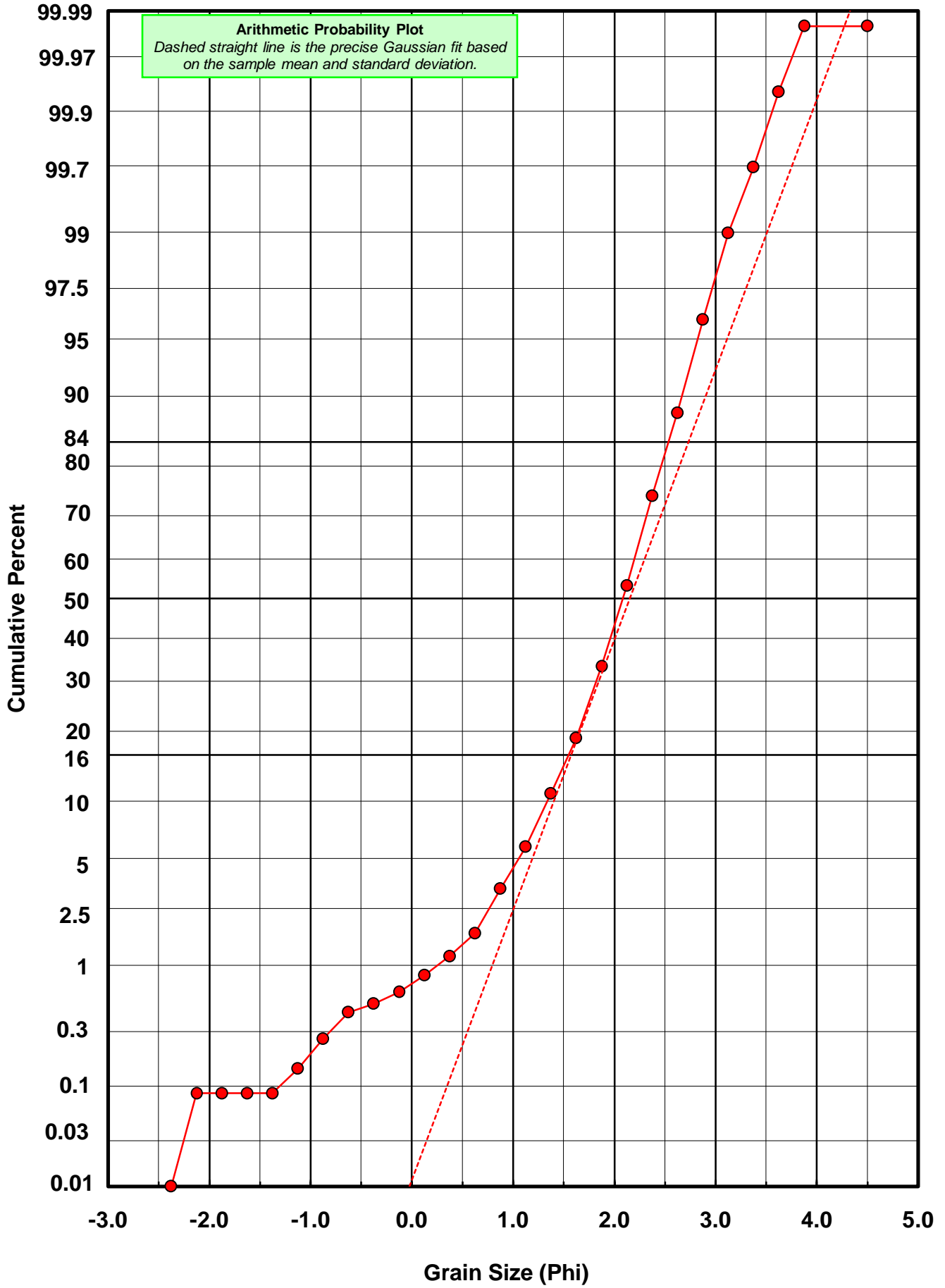
* RARD = reciprocal absolute relative dispersion (see below)

Statistical Explanation	
Calculations based on the Method of Moments	
Skewness: 3rd Stand. Moment; Exact Gaussian = 0.0	
Kurtosis: 4th Stand. Moment; Exact Gaussian = 3.0	
For Further Explanation, See Basille et al. 2002	
Millimeter data calculated by $mm = 2^{-(\phi)}$	

Reciprocal Absolute Relative Dispersion (RARD) Scale	
< 0.5	Excellent homogeneity (e.g., beaches)
0.5 to 1.0	Good homogeneity
1.0 to 1.33	Fair homogeneity
> 1.33	Poor homogeneity (e.g., glacial)



PI-13-BB



Carbonate Grain Size Distribution

Onshore Grab Sample

Sample: PI-13-BB

Total Carbonate Mass: 4.496 grams

% Carbonate: 6.8 %

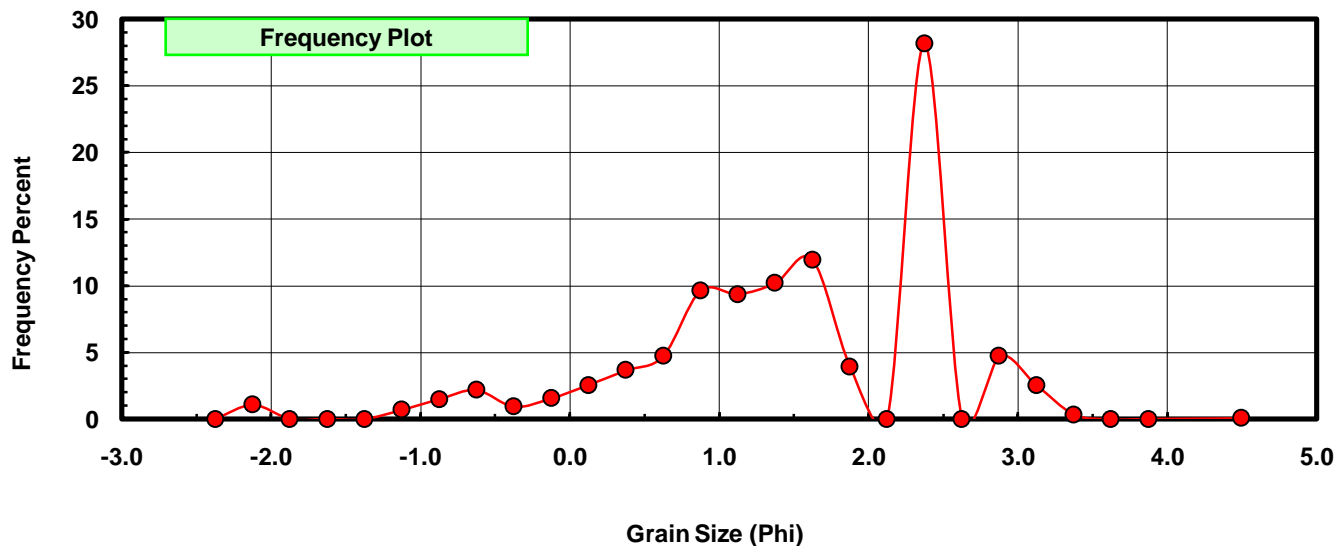
Sieve Size (phi)	Sieve Midpt (phi)	Weight (grams)	Freq Weight %	Cumulative Weight %
-2.25	-2.375	0.000	0.000	0.000
-2.00	-2.125	0.049	1.090	1.090
-1.75	-1.875	0.000	0.000	1.090
-1.50	-1.625	0.000	0.000	1.090
-1.25	-1.375	0.000	0.000	1.090
-1.00	-1.125	0.032	0.712	1.802
-0.75	-0.875	0.067	1.490	3.292
-0.50	-0.625	0.099	2.202	5.494
-0.25	-0.375	0.043	0.956	6.450
0.00	-0.125	0.071	1.579	8.029
0.25	0.125	0.115	2.558	10.587
0.50	0.375	0.165	3.670	14.257
0.75	0.625	0.213	4.738	18.995
1.00	0.875	0.433	9.631	28.625
1.25	1.125	0.421	9.364	37.989
1.50	1.375	0.459	10.209	48.198
1.75	1.625	0.538	11.966	60.165
2.00	1.875	0.177	3.937	64.101
2.25	2.125	0.000	0.000	64.101
2.50	2.375	1.266	28.158	92.260
2.75	2.625	0.000	0.000	92.260
3.00	2.875	0.213	4.738	96.997
3.25	3.125	0.115	2.558	99.555
3.50	3.375	0.016	0.356	99.911
3.75	3.625	0.000	0.000	99.911
4.00	3.875	0.000	0.000	99.911
5.00	4.500	0.004	0.089	100.000

Statistical Results			
Mean:	1.4822	phi	(0.3579 mm)
Standard Dev:	1.0173	phi-units	(0.4941 mm)
Skewness:	-0.8000	dimensionless	
Kurtosis:	3.8599	dimensionless	
5th Moment:	-8.3343	dimensionless	
6th Moment:	30.2046	dimensionless	
RARD *	0.6863	dimensionless	
Median	1.4126	phi	(0.3756 mm)

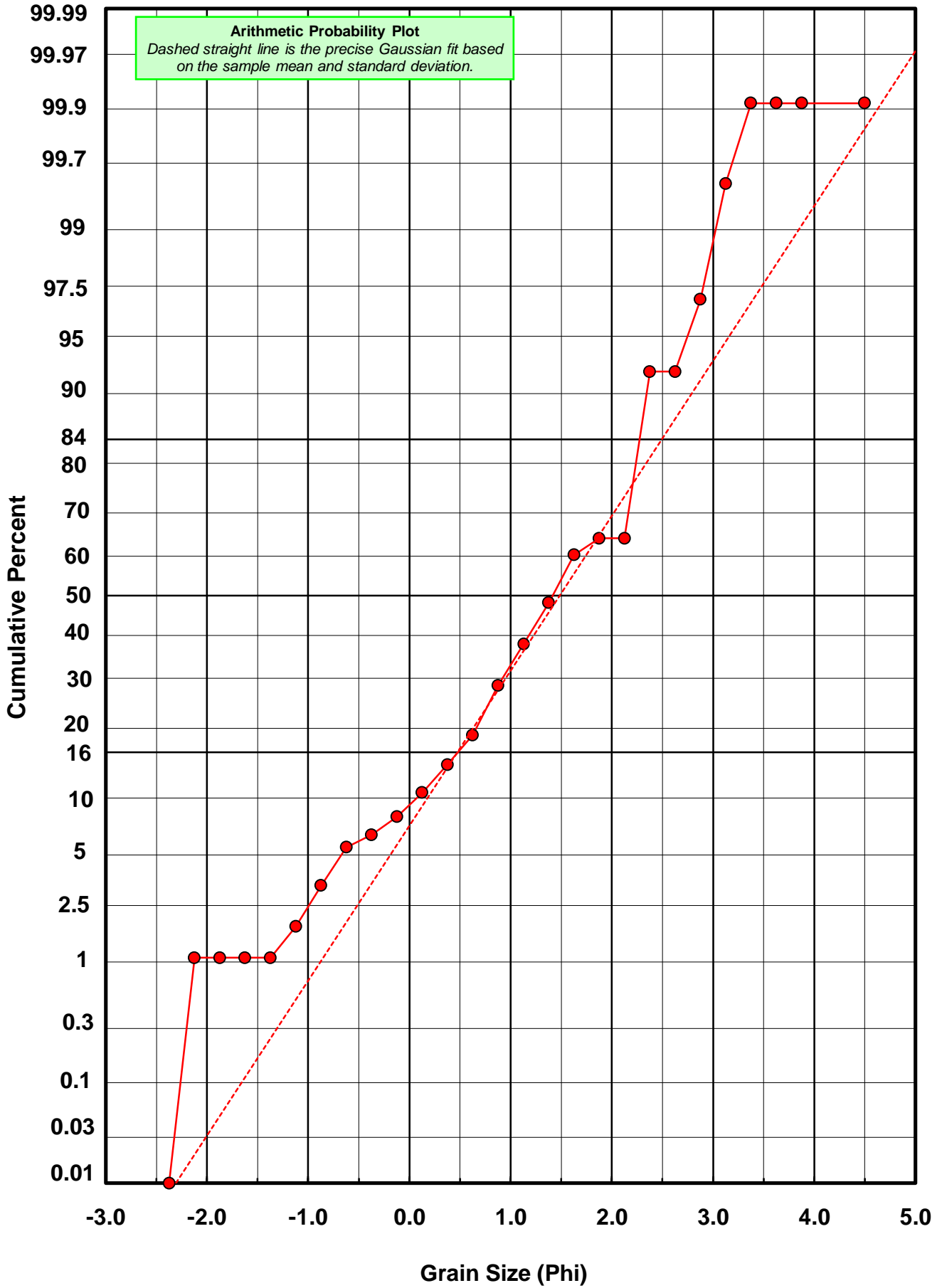
* RARD = reciprocal absolute relative dispersion (see below)

Statistical Explanation	
Calculations based on the Method of Moments	
Skewness: 3rd Stand. Moment; Exact Gaussian = 0.0	
Kurtosis: 4th Stand. Moment; Exact Gaussian = 3.0	
For Further Explanation, See Basille et al. 2002	
Millimeter data calculated by $mm = 2^{-(\phi)}$	

Reciprocal Absolute Relative Dispersion (RARD) Scale	
< 0.5	Excellent homogeneity (e.g., beaches)
0.5 to 1.0	Good homogeneity
1.0 to 1.33	Fair homogeneity
> 1.33	Poor homogeneity (e.g., glacial)



PI-13-BB



Post-Digestion Grain Size Distribution

Onshore Grab Sample

Sample: PI-13-BB

Total Digested Mass: 53.200 grams

% Silica: 93.2 %

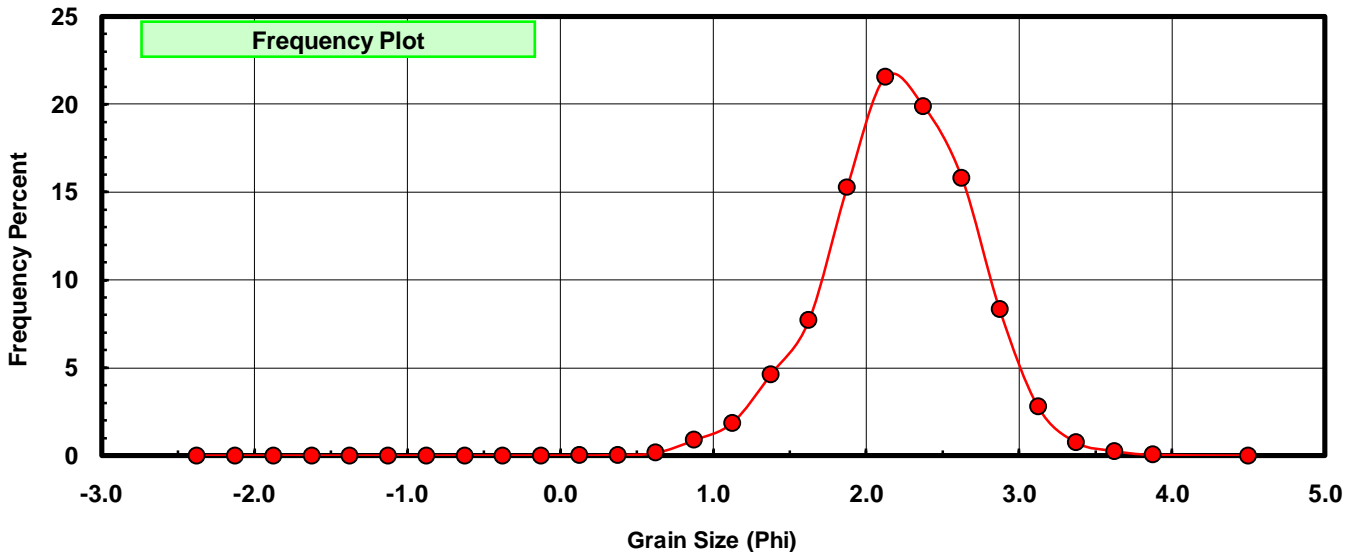
Sieve Size (phi)	Sieve Midpt (phi)	Weight (grams)	Freq Weight %	Cumulative Weight %
-2.25	-2.375	0.000	0.000	0.000
-2.00	-2.125	0.000	0.000	0.000
-1.75	-1.875	0.000	0.000	0.000
-1.50	-1.625	0.000	0.000	0.000
-1.25	-1.375	0.000	0.000	0.000
-1.00	-1.125	0.000	0.000	0.000
-0.75	-0.875	0.000	0.000	0.000
-0.50	-0.625	0.000	0.000	0.000
-0.25	-0.375	0.000	0.000	0.000
0.00	-0.125	0.000	0.000	0.000
0.25	0.125	0.009	0.017	0.017
0.50	0.375	0.023	0.043	0.060
0.75	0.625	0.084	0.158	0.218
1.00	0.875	0.477	0.897	1.115
1.25	1.125	0.990	1.861	2.976
1.50	1.375	2.453	4.611	7.586
1.75	1.625	4.102	7.711	15.297
2.00	1.875	8.141	15.303	30.600
2.25	2.125	11.454	21.530	52.130
2.50	2.375	10.580	19.887	72.017
2.75	2.625	8.409	15.806	87.823
3.00	2.875	4.423	8.314	96.137
3.25	3.125	1.486	2.793	98.930
3.50	3.375	0.398	0.748	99.679
3.75	3.625	0.137	0.258	99.936
4.00	3.875	0.031	0.058	99.994
5.00	4.500	0.003	0.006	100.000

Statistical Results			
Mean:	2.2137	phi	(0.2156 mm)
Standard Dev:	0.4855	phi-units	(0.7142 mm)
Skewness:	-0.2299	dimensionless	
Kurtosis:	3.2441	dimensionless	
5th Moment:	-2.0032	dimensionless	
6th Moment:	18.7457	dimensionless	
RARD *	0.2193	dimensionless	
Median	2.1003	phi	(0.2332 mm)

* RARD = reciprocal absolute relative dispersion (see below)

Statistical Explanation	
Calculations based on the Method of Moments	
Skewness: 3rd Stand. Moment; Exact Gaussian = 0.0	
Kurtosis: 4th Stand. Moment; Exact Gaussian = 3.0	
For Further Explanation, See Basille et al. 2002	
Millimeter data calculated by $mm = 2^{-(\phi)}$	

Reciprocal Absolute Relative Dispersion (RARD) Scale	
< 0.5	Excellent homogeneity (e.g., beaches)
0.5 to 1.0	Good homogeneity
1.0 to 1.33	Fair homogeneity
> 1.33	Poor homogeneity (e.g., glacial)



PI-13-BB

