

Onshore Grab Sample

Sample: PI-11
Sample Taken By: D. Phelps
Sample Collected On: 10/7/09
Splits? N/A

County: Pinellas
Latitude: 28° 01' 24.1"
Longitude: 82° 49' 33.1"
Datum: WGS 84
Surf. Elev: N/A
Datum: N/A

Fine Data Summary

Total Sample Weight 67.692 grams
Total Fines in Sample 0.180 grams
Total Percent Fines 0.27 %

Dry Sieving Summary

Total Sample Weight 67.553 grams
Total Digested Weight 61.777 grams
Total Carbonate Weight 5.776 grams
Total Silica % 91.45 %
Total Carbonate % 8.55 %
Carbonate/Silica Ratio 0.093

General Comments:

None

Description

Worked By: M. Ladle

Pre-Digestion Grain Size Distribution

Onshore Grab Sample

Sample: PI-11

Total Sample Mass: 67.553 grams

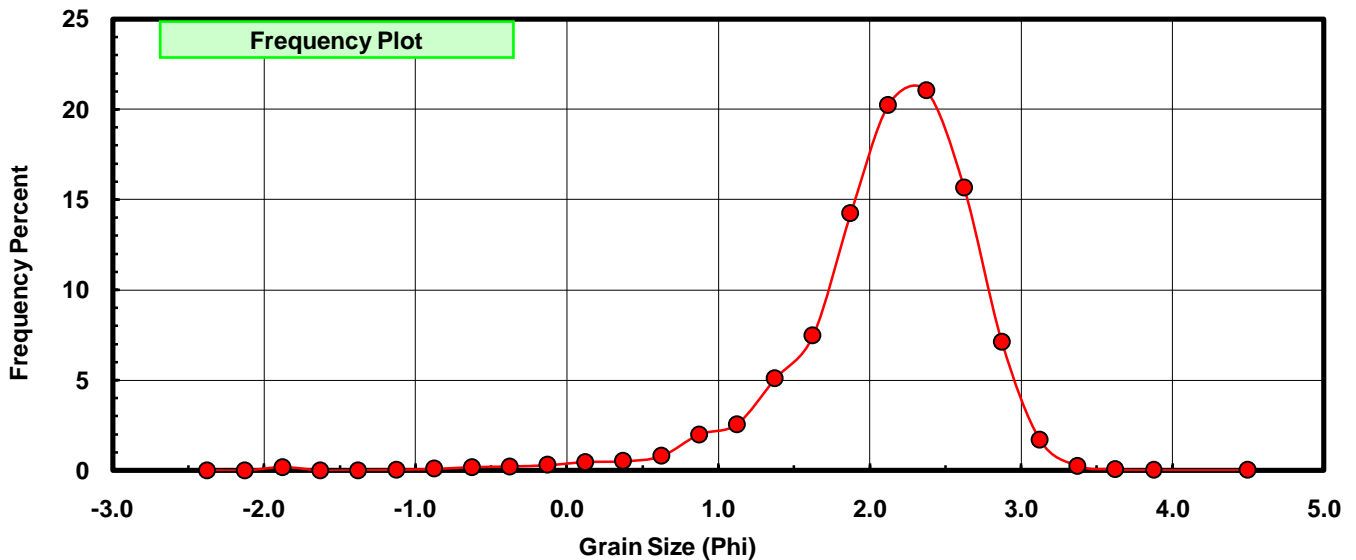
Sieve Size (phi)	Sieve Midpt (phi)	Weight (grams)	Freq Weight %	Cumulative Weight %
-2.25	-2.375	0.000	0.000	0.000
-2.00	-2.125	0.000	0.000	0.000
-1.75	-1.875	0.113	0.167	0.167
-1.50	-1.625	0.000	0.000	0.167
-1.25	-1.375	0.000	0.000	0.167
-1.00	-1.125	0.018	0.027	0.194
-0.75	-0.875	0.051	0.075	0.269
-0.50	-0.625	0.114	0.169	0.438
-0.25	-0.375	0.140	0.207	0.645
0.00	-0.125	0.196	0.290	0.936
0.25	0.125	0.302	0.447	1.383
0.50	0.375	0.339	0.502	1.884
0.75	0.625	0.529	0.783	2.668
1.00	0.875	1.334	1.975	4.642
1.25	1.125	1.720	2.546	7.188
1.50	1.375	3.435	5.085	12.273
1.75	1.625	5.040	7.461	19.734
2.00	1.875	9.611	14.227	33.961
2.25	2.125	13.671	20.237	54.199
2.50	2.375	14.206	21.029	75.228
2.75	2.625	10.585	15.669	90.898
3.00	2.875	4.810	7.120	98.018
3.25	3.125	1.131	1.674	99.692
3.50	3.375	0.159	0.235	99.927
3.75	3.625	0.035	0.052	99.979
4.00	3.875	0.009	0.013	99.993
5.00	4.50	0.005	0.007	100.000

Statistical Results			
Mean:	2.1134	phi	(0.2311 mm)
Standard Dev:	0.6001	phi-units	(0.6597 mm)
Skewness:	-1.5651	dimensionless	
Kurtosis:	8.3783	dimensionless	
5th Moment:	-37.7414	dimensionless	
6th Moment:	213.4670	dimensionless	
RARD *	0.2839	dimensionless	
Median	2.0731	phi	(0.2376 mm)

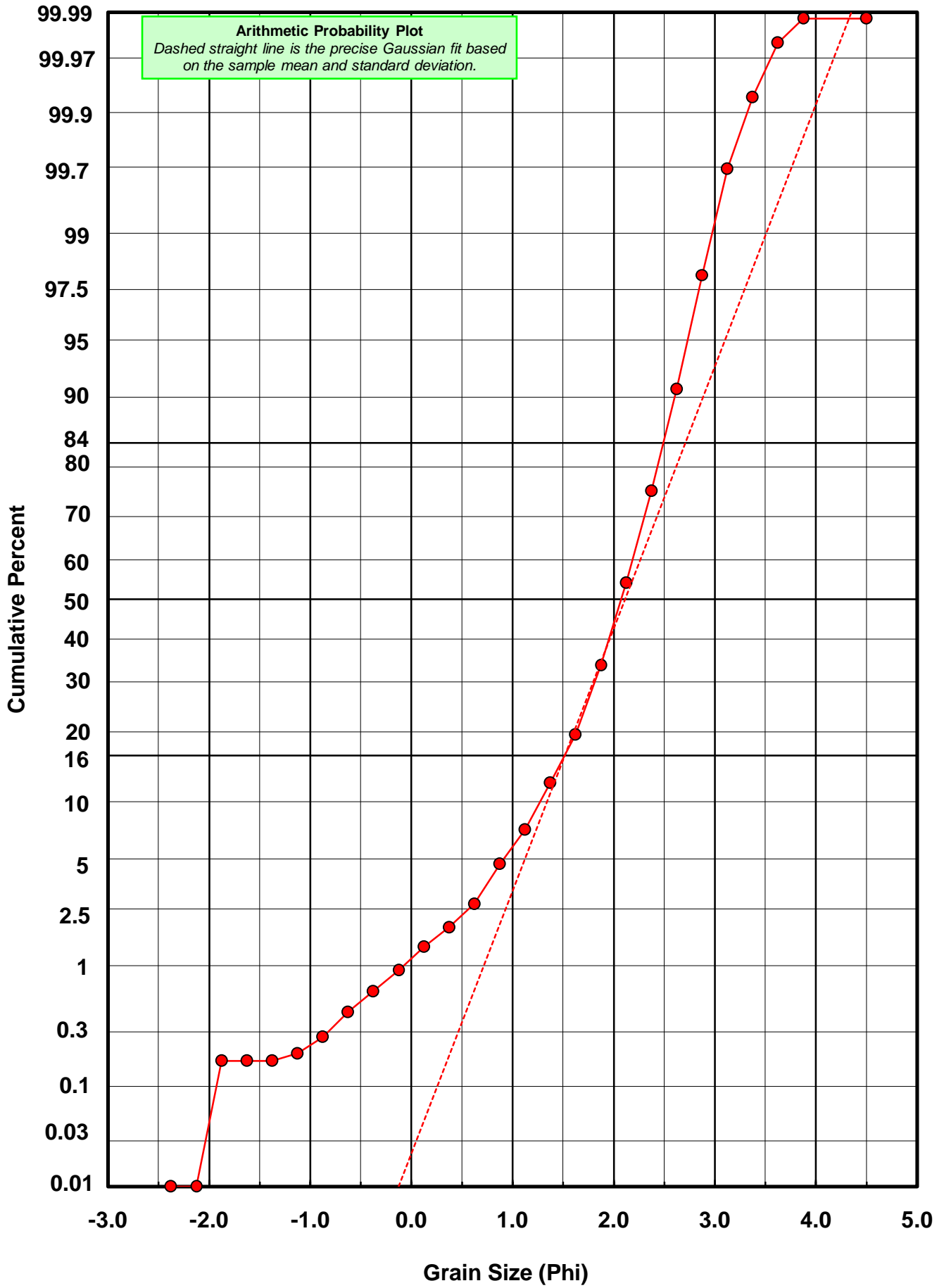
* RARD = reciprocal absolute relative dispersion (see below)

Statistical Explanation	
Calculations based on the Method of Moments	
Skewness: 3rd Stand. Moment; Exact Gaussian = 0.0	
Kurtosis: 4th Stand. Moment; Exact Gaussian = 3.0	
For Further Explanation, See Basille et al. 2002	
Millimeter data calculated by $mm = 2^{-(\phi)}$	

Reciprocal Absolute Relative Dispersion (RARD) Scale	
< 0.5	Excellent homogeneity (e.g., beaches)
0.5 to 1.0	Good homogeneity
1.0 to 1.33	Fair homogeneity
> 1.33	Poor homogeneity (e.g., glacial)



PI-11



Carbonate Grain Size Distribution

Onshore Grab Sample

Sample: PI-11

Total Carbonate Mass: 7.173 grams

% Carbonate: 8.6 %

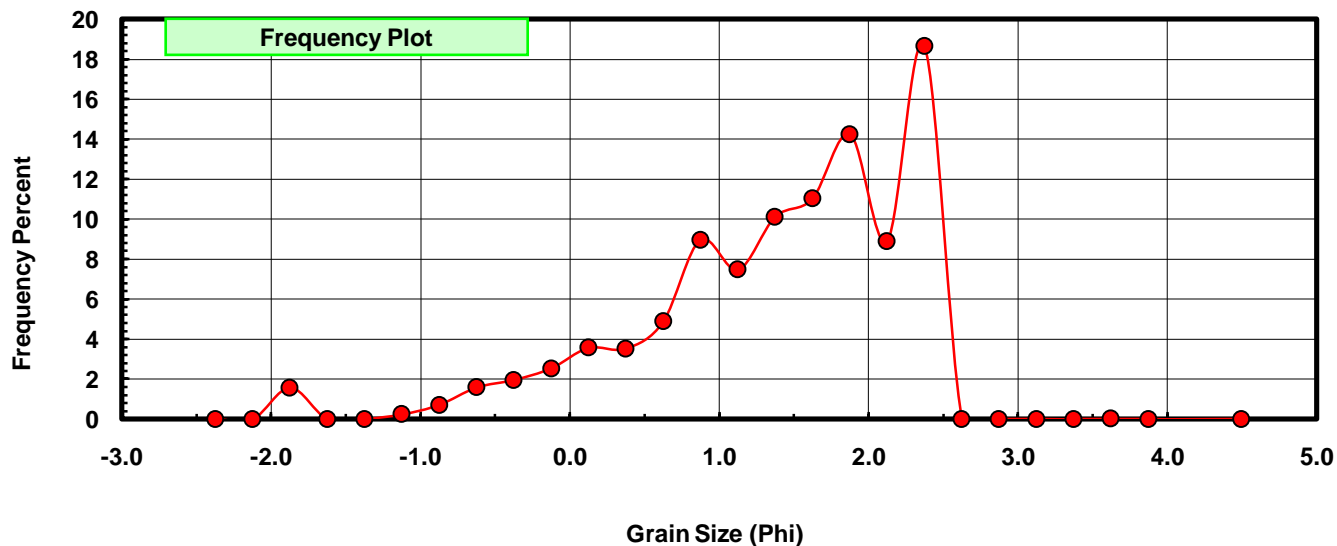
Sieve Size (phi)	Sieve Midpt (phi)	Weight (grams)	Freq Weight %	Cumulative Weight %
-2.25	-2.375	0.000	0.000	0.000
-2.00	-2.125	0.000	0.000	0.000
-1.75	-1.875	0.113	1.575	1.575
-1.50	-1.625	0.000	0.000	1.575
-1.25	-1.375	0.000	0.000	1.575
-1.00	-1.125	0.018	0.251	1.826
-0.75	-0.875	0.051	0.711	2.537
-0.50	-0.625	0.114	1.589	4.127
-0.25	-0.375	0.140	1.952	6.078
0.00	-0.125	0.182	2.537	8.616
0.25	0.125	0.256	3.569	12.185
0.50	0.375	0.253	3.527	15.712
0.75	0.625	0.350	4.879	20.591
1.00	0.875	0.643	8.964	29.555
1.25	1.125	0.536	7.472	37.028
1.50	1.375	0.726	10.121	47.149
1.75	1.625	0.791	11.027	58.176
2.00	1.875	1.022	14.248	72.424
2.25	2.125	0.638	8.894	81.319
2.50	2.375	1.338	18.653	99.972
2.75	2.625	0.000	0.000	99.972
3.00	2.875	0.000	0.000	99.972
3.25	3.125	0.000	0.000	99.972
3.50	3.375	0.000	0.000	99.972
3.75	3.625	0.002	0.028	100.000
4.00	3.875	0.000	0.000	100.000
5.00	4.500	0.000	0.000	100.000

Statistical Results			
Mean:	1.3702	phi	(0.3868 mm)
Standard Dev:	0.9788	phi-units	(0.5074 mm)
Skewness:	-1.0627	dimensionless	
Kurtosis:	3.7494	dimensionless	
5th Moment:	-9.3734	dimensionless	
6th Moment:	29.3035	dimensionless	
RARD *	0.7144	dimensionless	
Median	1.4396	phi	(0.3687 mm)

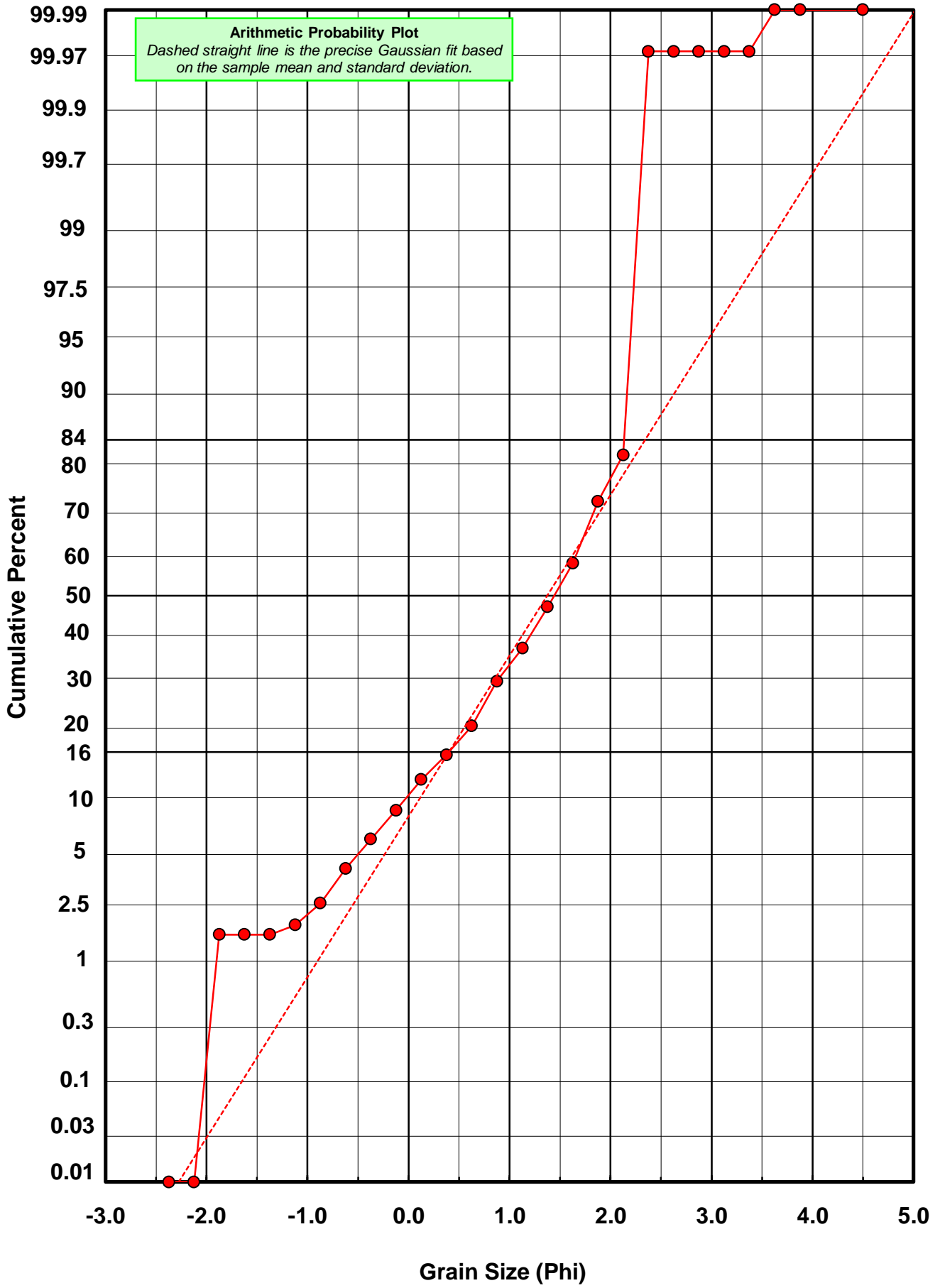
* RARD = reciprocal absolute relative dispersion (see below)

Statistical Explanation	
Calculations based on the Method of Moments	
Skewness: 3rd Stand. Moment; Exact Gaussian = 0.0	
Kurtosis: 4th Stand. Moment; Exact Gaussian = 3.0	
For Further Explanation, See Basille et al. 2002	
Millimeter data calculated by $mm = 2^{-(\phi)}$	

Reciprocal Absolute Relative Dispersion (RARD) Scale	
< 0.5	Excellent homogeneity (e.g., beaches)
0.5 to 1.0	Good homogeneity
1.0 to 1.33	Fair homogeneity
> 1.33	Poor homogeneity (e.g., glacial)



PI-11



Post-Digestion Grain Size Distribution

Onshore Grab Sample

Sample: PI-11

Total Digested Mass: 61.777 grams

% Silica: 91.4 %

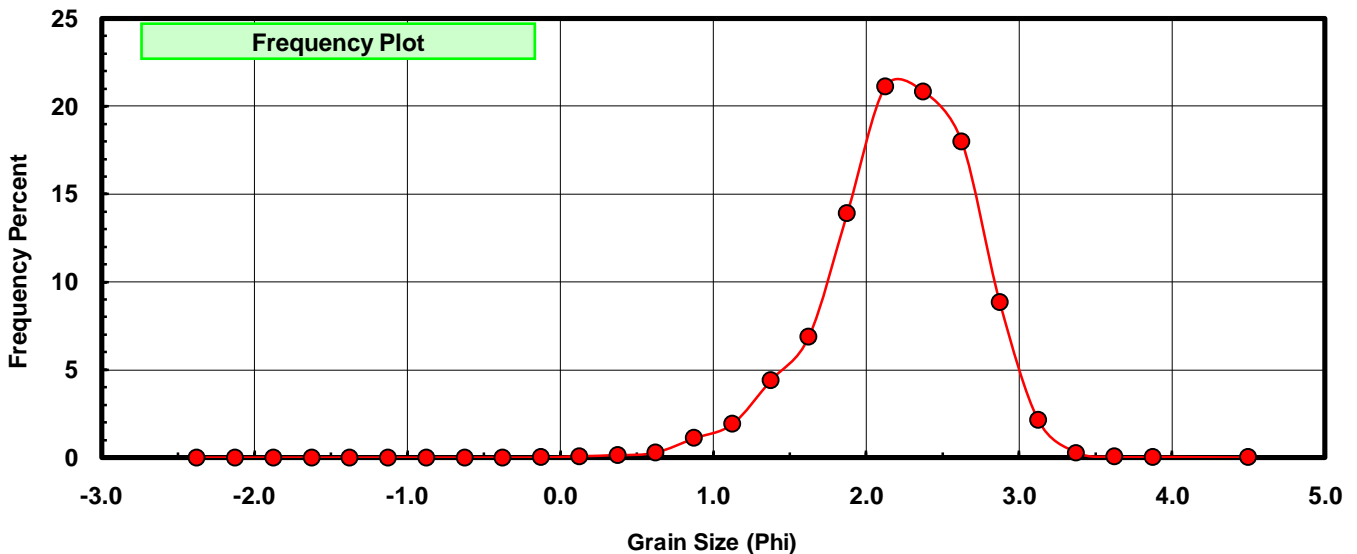
Sieve Size (phi)	Sieve Midpt (phi)	Weight (grams)	Freq Weight %	Cumulative Weight %
-2.25	-2.375	0.000	0.000	0.000
-2.00	-2.125	0.000	0.000	0.000
-1.75	-1.875	0.000	0.000	0.000
-1.50	-1.625	0.000	0.000	0.000
-1.25	-1.375	0.000	0.000	0.000
-1.00	-1.125	0.000	0.000	0.000
-0.75	-0.875	0.000	0.000	0.000
-0.50	-0.625	0.000	0.000	0.000
-0.25	-0.375	0.000	0.000	0.000
0.00	-0.125	0.014	0.023	0.023
0.25	0.125	0.046	0.074	0.097
0.50	0.375	0.086	0.139	0.236
0.75	0.625	0.179	0.290	0.526
1.00	0.875	0.691	1.119	1.645
1.25	1.125	1.184	1.917	3.561
1.50	1.375	2.709	4.385	7.946
1.75	1.625	4.249	6.878	14.824
2.00	1.875	8.589	13.903	28.728
2.25	2.125	13.033	21.097	49.824
2.50	2.375	12.868	20.830	70.654
2.75	2.625	11.103	17.973	88.627
3.00	2.875	5.463	8.843	97.470
3.25	3.125	1.322	2.140	99.610
3.50	3.375	0.185	0.299	99.909
3.75	3.625	0.033	0.053	99.963
4.00	3.875	0.017	0.028	99.990
5.00	4.500	0.006	0.010	100.000

Statistical Results			
Mean:	2.2160	phi	(0.2152 mm)
Standard Dev:	0.4837	phi-units	(0.7151 mm)
Skewness:	-0.5817	dimensionless	
Kurtosis:	3.7099	dimensionless	
5th Moment:	-6.2078	dimensionless	
6th Moment:	29.1879	dimensionless	
RARD *	0.2183	dimensionless	
Median	2.1271	phi	(0.2289 mm)

* RARD = reciprocal absolute relative dispersion (see below)

Statistical Explanation	
Calculations based on the Method of Moments	
Skewness: 3rd Stand. Moment; Exact Gaussian = 0.0	
Kurtosis: 4th Stand. Moment; Exact Gaussian = 3.0	
For Further Explanation, See Basille et al. 2002	
Millimeter data calculated by $mm = 2^{-(\phi)}$	

Reciprocal Absolute Relative Dispersion (RARD) Scale	
< 0.5	Excellent homogeneity (e.g., beaches)
0.5 to 1.0	Good homogeneity
1.0 to 1.33	Fair homogeneity
> 1.33	Poor homogeneity (e.g., glacial)



PI-11

