

Onshore Grab Sample

Sample: PI-08
Sample Taken By: D. Phelps
Sample Collected On: 10/9/09
Splits? N/A

County: Pinellas
Latitude: 28° 03' 15.6"
Longitude: 82° 49' 12.6"
Datum: WGS 84
Surf. Elev: N/A
Datum: N/A

Fine Data Summary

Total Sample Weight 68.886 grams
Total Fines in Sample 0.456 grams
Total Percent Fines 0.66 %

Dry Sieving Summary

Total Sample Weight 68.395 grams
Total Digested Weight 67.366 grams
Total Carbonate Weight 1.029 grams
Total Silica % 98.50 %
Total Carbonate % 1.50 %
Carbonate/Silica Ratio 0.015

General Comments:

None

Description

Worked By: M. Ladle

Pre-Digestion Grain Size Distribution

Onshore Grab Sample

Sample: PI-08

Total Sample Mass: 68.395 grams

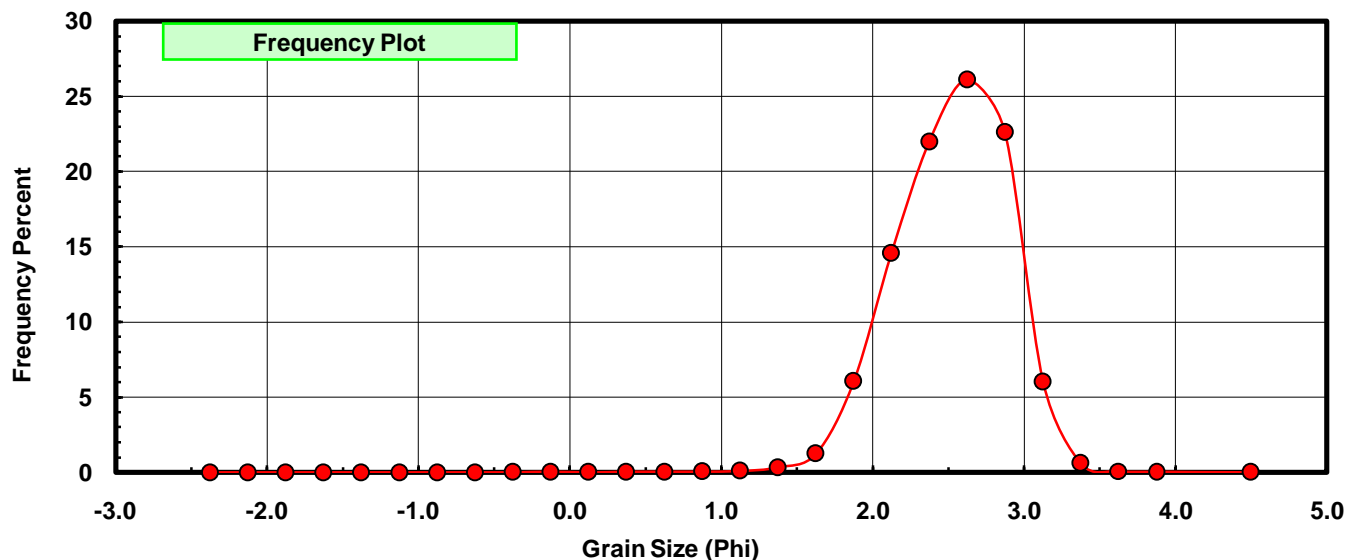
Sieve Size (phi)	Sieve Midpt (phi)	Weight (grams)	Freq Weight %	Cumulative Weight %
-2.25	-2.375	0.000	0.000	0.000
-2.00	-2.125	0.000	0.000	0.000
-1.75	-1.875	0.000	0.000	0.000
-1.50	-1.625	0.000	0.000	0.000
-1.25	-1.375	0.000	0.000	0.000
-1.00	-1.125	0.000	0.000	0.000
-0.75	-0.875	0.000	0.000	0.000
-0.50	-0.625	0.000	0.000	0.000
-0.25	-0.375	0.013	0.019	0.019
0.00	-0.125	0.024	0.035	0.054
0.25	0.125	0.015	0.022	0.076
0.50	0.375	0.022	0.032	0.108
0.75	0.625	0.029	0.042	0.151
1.00	0.875	0.043	0.063	0.213
1.25	1.125	0.072	0.105	0.319
1.50	1.375	0.230	0.336	0.655
1.75	1.625	0.855	1.250	1.905
2.00	1.875	4.135	6.046	7.951
2.25	2.125	9.979	14.590	22.541
2.50	2.375	15.037	21.986	44.527
2.75	2.625	17.857	26.109	70.635
3.00	2.875	15.470	22.619	93.254
3.25	3.125	4.111	6.011	99.265
3.50	3.375	0.417	0.610	99.874
3.75	3.625	0.059	0.086	99.961
4.00	3.875	0.022	0.032	99.993
5.00	4.50	0.005	0.007	100.000

Statistical Results			
Mean:	2.5213	phi	(0.1742 mm)
Standard Dev:	0.3753	phi-units	(0.7709 mm)
Skewness:	-0.6947	dimensionless	
Kurtosis:	5.3782	dimensionless	
5th Moment:	-20.1793	dimensionless	
6th Moment:	137.4371	dimensionless	
RARD *	0.1489	dimensionless	
Median	2.4274	phi	(0.1859 mm)

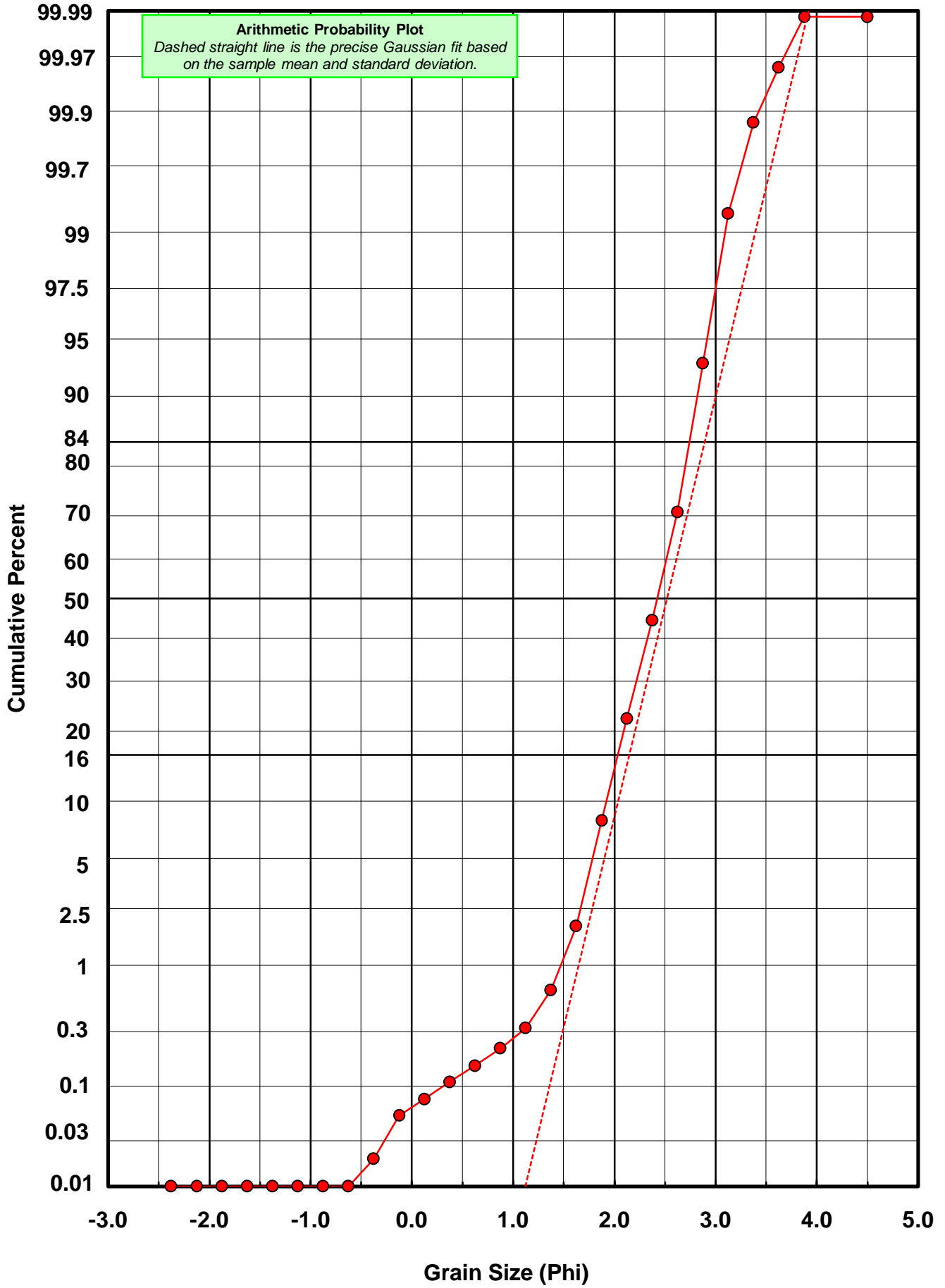
* RARD = reciprocal absolute relative dispersion (see below)

Statistical Explanation	
Calculations based on the Method of Moments	
Skewness: 3rd Stand. Moment; Exact Gaussian = 0.0	
Kurtosis: 4th Stand. Moment; Exact Gaussian = 3.0	
For Further Explanation, See Basille et al. 2002	
Millimeter data calculated by $mm = 2^{(-phi)}$	

Reciprocal Absolute Relative Dispersion (RARD) Scale	
< 0.5	Excellent homogeneity (e.g., beaches)
0.5 to 1.0	Good homogeneity
1.0 to 1.33	Fair homogeneity
> 1.33	Poor homogeneity (e.g., glacial)



PI-08



Carbonate Grain Size Distribution

Onshore Grab Sample

Sample: PI-08

Total Carbonate Mass: 2.017 grams

% Carbonate: 1.5 %

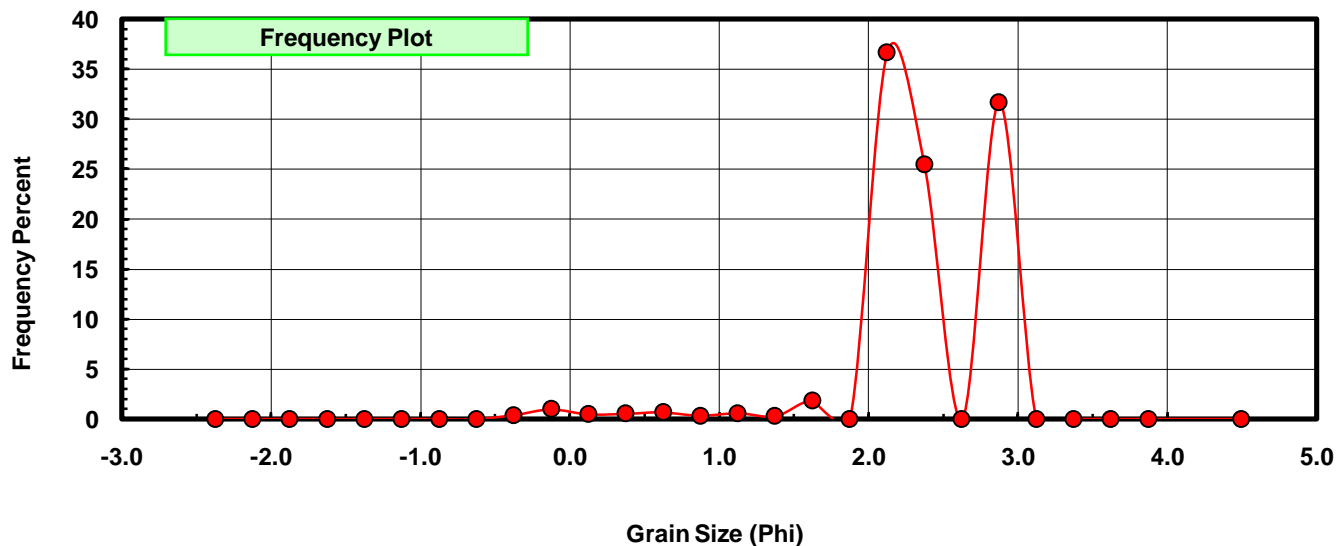
Sieve Size (phi)	Sieve Midpt (phi)	Weight (grams)	Freq Weight %	Cumulative Weight %
-2.25	-2.375	0.000	0.000	0.000
-2.00	-2.125	0.000	0.000	0.000
-1.75	-1.875	0.000	0.000	0.000
-1.50	-1.625	0.000	0.000	0.000
-1.25	-1.375	0.000	0.000	0.000
-1.00	-1.125	0.000	0.000	0.000
-0.75	-0.875	0.000	0.000	0.000
-0.50	-0.625	0.000	0.000	0.000
-0.25	-0.375	0.008	0.397	0.397
0.00	-0.125	0.020	0.992	1.388
0.25	0.125	0.010	0.496	1.884
0.50	0.375	0.011	0.545	2.429
0.75	0.625	0.014	0.694	3.123
1.00	0.875	0.007	0.347	3.471
1.25	1.125	0.012	0.595	4.065
1.50	1.375	0.006	0.297	4.363
1.75	1.625	0.037	1.834	6.197
2.00	1.875	0.000	0.000	6.197
2.25	2.125	0.739	36.639	42.836
2.50	2.375	0.514	25.483	68.319
2.75	2.625	0.000	0.000	68.319
3.00	2.875	0.639	31.681	100.000
3.25	3.125	0.000	0.000	100.000
3.50	3.375	0.000	0.000	100.000
3.75	3.625	0.000	0.000	100.000
4.00	3.875	0.000	0.000	100.000
5.00	4.500	0.000	0.000	100.000

Statistical Results			
Mean:	2.3425	phi	(0.1972 mm)
Standard Dev:	0.5400	phi-units	(0.6878 mm)
Skewness:	-2.2004	dimensionless	
Kurtosis:	10.6897	dimensionless	
5th Moment:	-44.8149	dimensionless	
6th Moment:	201.1231	dimensionless	
RARD *	0.2305	dimensionless	
Median	2.1953	phi	(0.2184 mm)

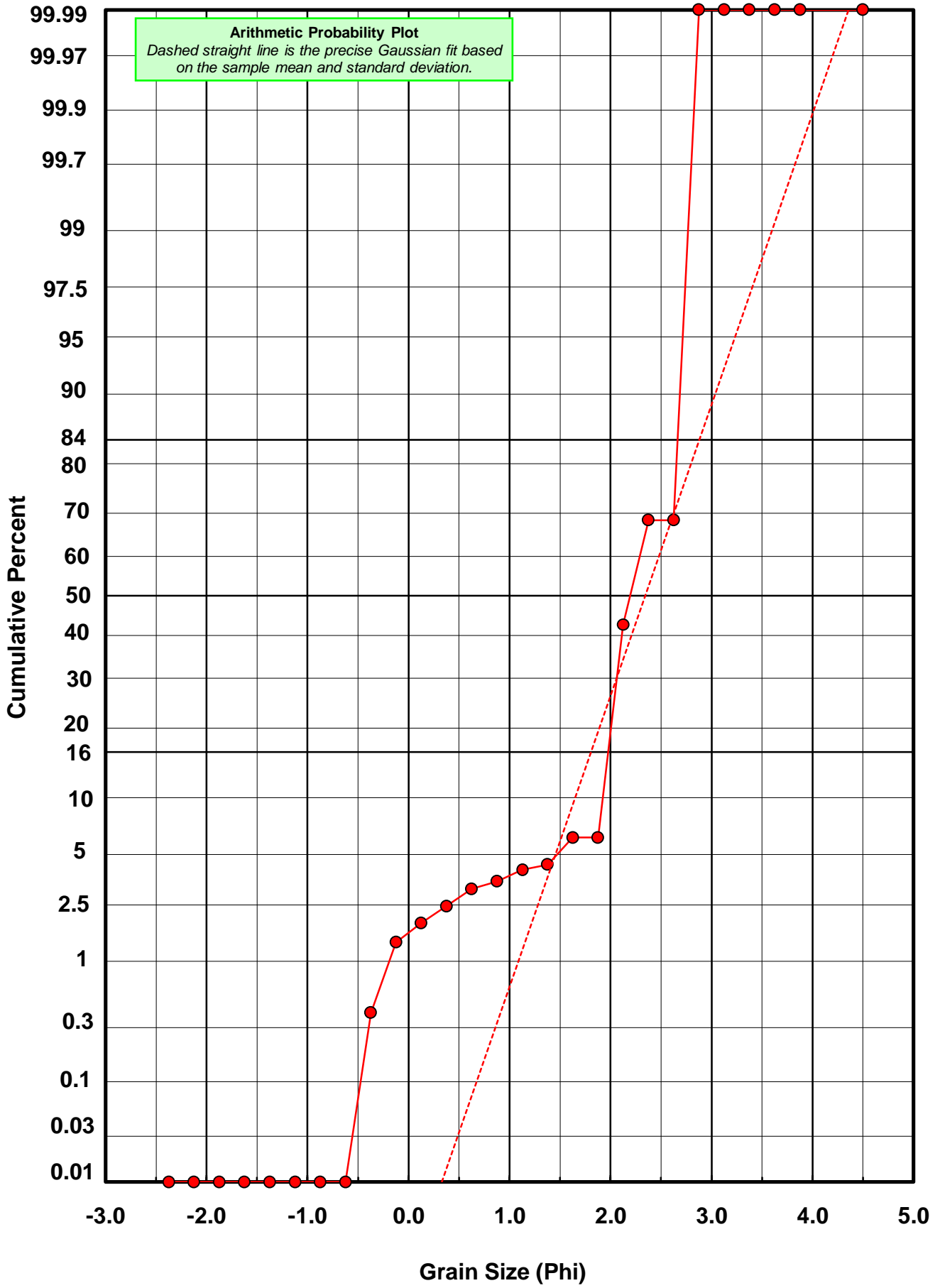
* RARD = reciprocal absolute relative dispersion (see below)

Statistical Explanation	
Calculations based on the Method of Moments	
Skewness: 3rd Stand. Moment; Exact Gaussian = 0.0	
Kurtosis: 4th Stand. Moment; Exact Gaussian = 3.0	
For Further Explanation, See Basille et al. 2002	
Millimeter data calculated by $mm = 2^{-(\phi)}$	

Reciprocal Absolute Relative Dispersion (RARD) Scale	
< 0.5	Excellent homogeneity (e.g., beaches)
0.5 to 1.0	Good homogeneity
1.0 to 1.33	Fair homogeneity
> 1.33	Poor homogeneity (e.g., glacial)



PI-08



Post-Digestion Grain Size Distribution

Onshore Grab Sample

Sample: PI-08

Total Digested Mass: 67.366 grams

% Silica: 98.5 %

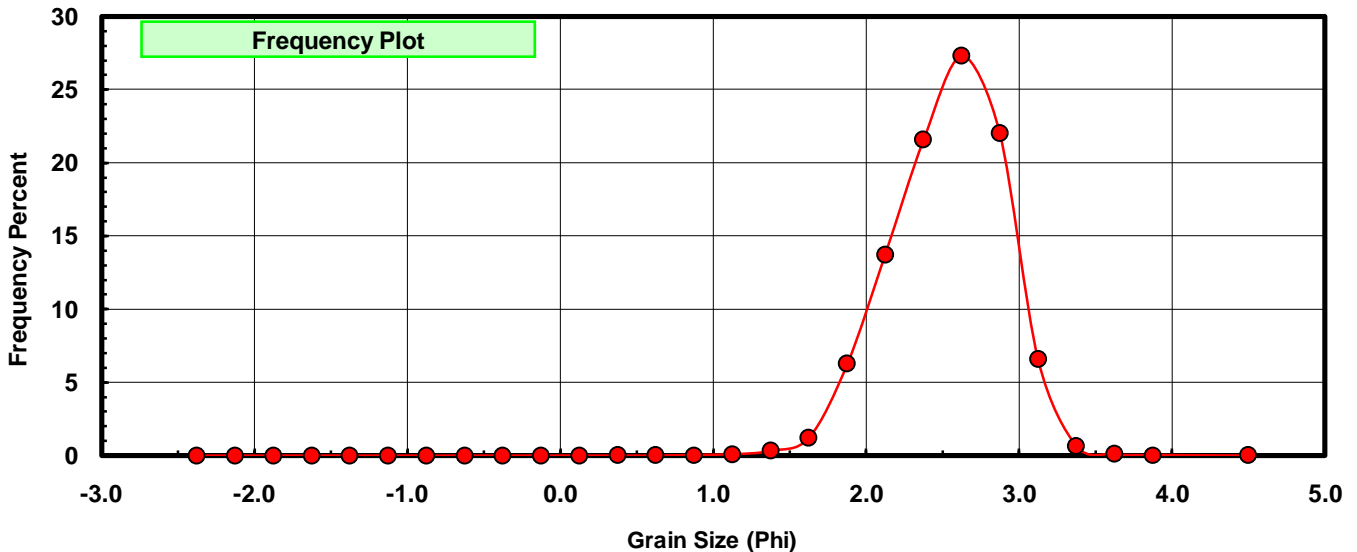
Sieve Size (phi)	Sieve Midpt (phi)	Weight (grams)	Freq Weight %	Cumulative Weight %
-2.25	-2.375	0.000	0.000	0.000
-2.00	-2.125	0.000	0.000	0.000
-1.75	-1.875	0.000	0.000	0.000
-1.50	-1.625	0.000	0.000	0.000
-1.25	-1.375	0.000	0.000	0.000
-1.00	-1.125	0.000	0.000	0.000
-0.75	-0.875	0.000	0.000	0.000
-0.50	-0.625	0.000	0.000	0.000
-0.25	-0.375	0.005	0.007	0.007
0.00	-0.125	0.004	0.006	0.013
0.25	0.125	0.005	0.007	0.021
0.50	0.375	0.011	0.016	0.037
0.75	0.625	0.015	0.022	0.059
1.00	0.875	0.036	0.053	0.113
1.25	1.125	0.060	0.089	0.202
1.50	1.375	0.224	0.333	0.534
1.75	1.625	0.818	1.214	1.749
2.00	1.875	4.222	6.267	8.016
2.25	2.125	9.240	13.716	21.732
2.50	2.375	14.523	21.558	43.290
2.75	2.625	18.388	27.296	70.586
3.00	2.875	14.831	22.016	92.602
3.25	3.125	4.425	6.569	99.170
3.50	3.375	0.437	0.649	99.819
3.75	3.625	0.076	0.113	99.932
4.00	3.875	0.036	0.053	99.985
5.00	4.500	0.010	0.015	100.000

Statistical Results			
Mean:	2.5304	phi	(0.1731 mm)
Standard Dev:	0.3697	phi-units	(0.7739 mm)
Skewness:	-0.4599	dimensionless	
Kurtosis:	4.0416	dimensionless	
5th Moment:	-8.8117	dimensionless	
6th Moment:	65.3017	dimensionless	
RARD *	0.1461	dimensionless	
Median	2.4365	phi	(0.1847 mm)

* RARD = reciprocal absolute relative dispersion (see below)

Statistical Explanation	
Calculations based on the Method of Moments	
Skewness: 3rd Stand. Moment; Exact Gaussian = 0.0	
Kurtosis: 4th Stand. Moment; Exact Gaussian = 3.0	
For Further Explanation, See Basille et al. 2002	
Millimeter data calculated by $mm = 2^{-(\phi)}$	

Reciprocal Absolute Relative Dispersion (RARD) Scale	
< 0.5	Excellent homogeneity (e.g., beaches)
0.5 to 1.0	Good homogeneity
1.0 to 1.33	Fair homogeneity
> 1.33	Poor homogeneity (e.g., glacial)



PI-08

