

**Onshore Grab Sample**

**Sample:** PI-07-BB  
**Sample Taken By:** D. Phelps  
**Sample Collected On:** 10/9/09  
**Splits?** N/A

**County:** Pinellas  
**Latitude:** 28° 03' 38.4"  
**Longitude:** 82° 49' 44.5"  
**Datum:** WGS 84  
**Surf. Elev:** N/A  
**Datum:** N/A

**Fine Data Summary**

Total Sample Weight 56.757 grams  
Total Fines in Sample 0.023 grams  
Total Percent Fines 0.04 %

**Dry Sieving Summary**

Total Sample Weight 56.774 grams  
Total Digested Weight 55.659 grams  
Total Carbonate Weight 1.115 grams  
Total Silica % 98.04 %  
Total Carbonate % 1.96 %  
Carbonate/Silica Ratio 0.020

**General Comments:**

None

**Description**

Worked By: M. Ladle

# Pre-Digestion Grain Size Distribution

Onshore Grab Sample

Sample: PI-07-BB

Total Sample Mass: 56.774 grams

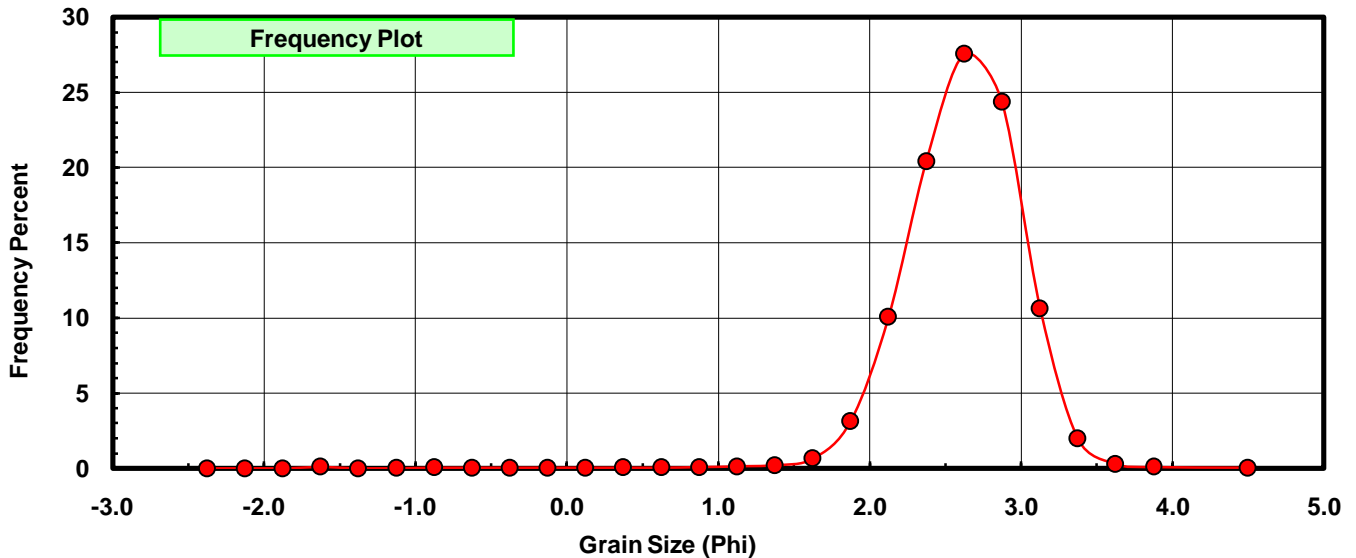
Sieve Size (phi)	Sieve Midpt (phi)	Weight (grams)	Freq Weight %	Cumulative Weight %
-2.25	-2.375	0.000	0.000	0.000
-2.00	-2.125	0.000	0.000	0.000
-1.75	-1.875	0.000	0.000	0.000
-1.50	-1.625	0.055	0.097	0.097
-1.25	-1.375	0.000	0.000	0.097
-1.00	-1.125	0.008	0.014	0.111
-0.75	-0.875	0.026	0.046	0.157
-0.50	-0.625	0.015	0.026	0.183
-0.25	-0.375	0.022	0.039	0.222
0.00	-0.125	0.019	0.033	0.255
0.25	0.125	0.019	0.033	0.289
0.50	0.375	0.033	0.058	0.347
0.75	0.625	0.036	0.063	0.410
1.00	0.875	0.045	0.079	0.490
1.25	1.125	0.070	0.123	0.613
1.50	1.375	0.115	0.203	0.816
1.75	1.625	0.375	0.661	1.476
2.00	1.875	1.782	3.139	4.615
2.25	2.125	5.704	10.047	14.662
2.50	2.375	11.585	20.405	35.067
2.75	2.625	15.642	27.551	62.618
3.00	2.875	13.831	24.362	86.980
3.25	3.125	6.036	10.632	97.612
3.50	3.375	1.120	1.973	99.584
3.75	3.625	0.163	0.287	99.871
4.00	3.875	0.050	0.088	99.959
5.00	4.50	0.023	0.041	100.000

Statistical Results			
Mean:	2.6088	phi	(0.1639 mm)
Standard Dev:	0.4163	phi-units	(0.7493 mm)
Skewness:	-2.1421	dimensionless	
Kurtosis:	19.8808	dimensionless	
5th Moment:	-162.1327	dimensionless	
6th Moment:	1518.9319	dimensionless	
RARD *	0.1596	dimensionless	
Median	2.5105	phi	(0.1755 mm)

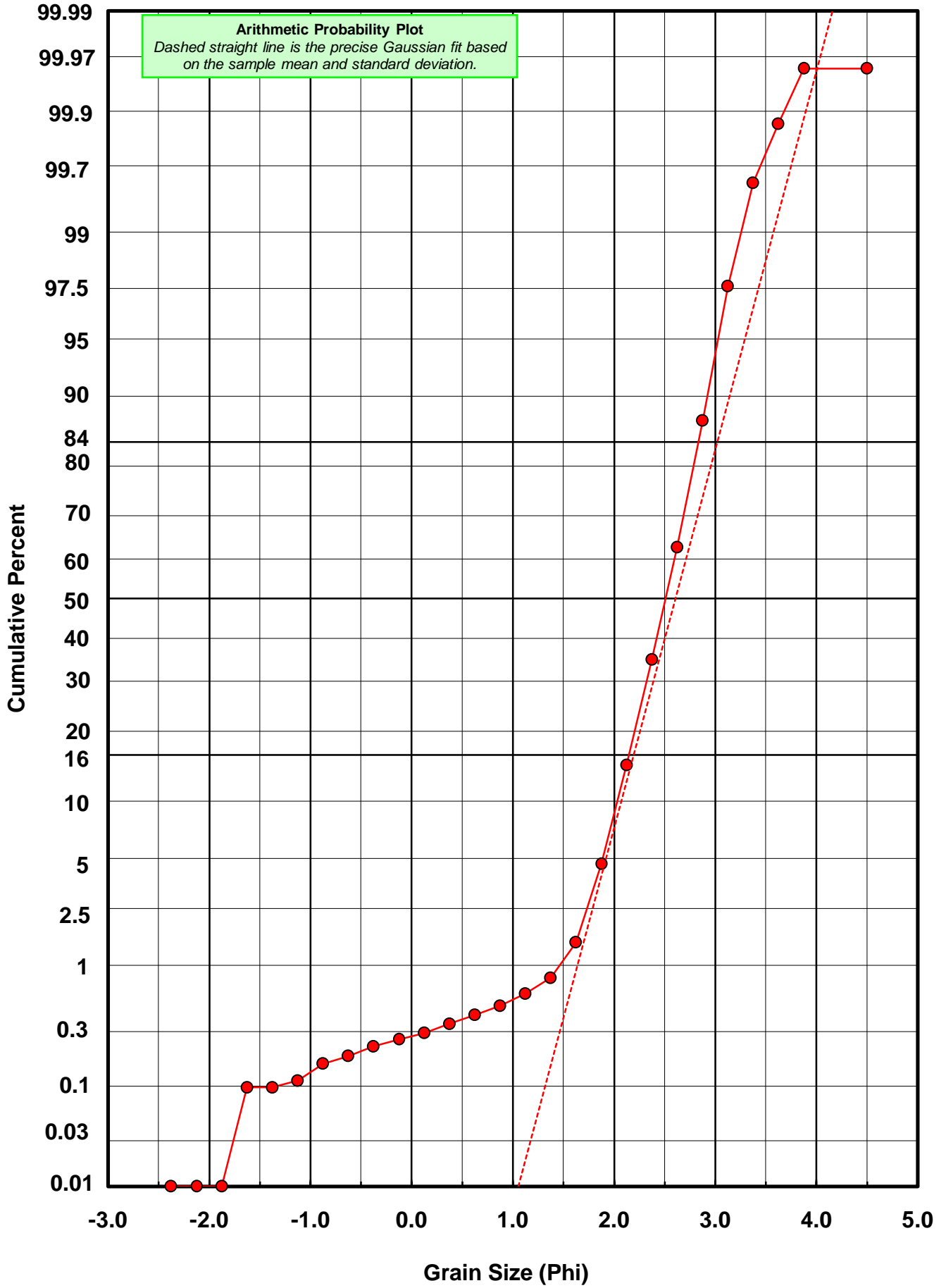
\* RARD = reciprocal absolute relative dispersion (see below)

Statistical Explanation	
Calculations based on the Method of Moments	
Skewness: 3rd Stand. Moment; Exact Gaussian = 0.0	
Kurtosis: 4th Stand. Moment; Exact Gaussian = 3.0	
For Further Explanation, See Basille et al. 2002	
Millimeter data calculated by $mm = 2^{-(\phi)}$	

Reciprocal Absolute Relative Dispersion (RARD) Scale	
< 0.5	Excellent homogeneity (e.g., beaches)
0.5 to 1.0	Good homogeneity
1.0 to 1.33	Fair homogeneity
> 1.33	Poor homogeneity (e.g., glacial)



# PI-07-BB



# Carbonate Grain Size Distribution

Onshore Grab Sample

Sample: PI-07-BB

Total Carbonate Mass: 2.312 grams

% Carbonate: 2.0 %

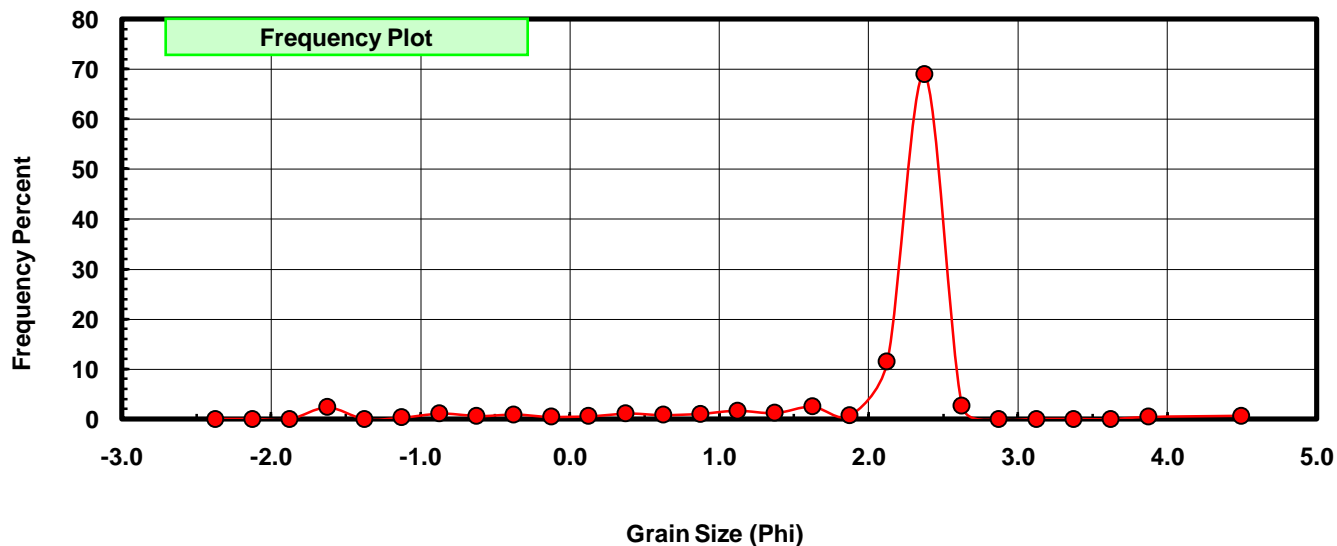
Sieve Size (phi)	Sieve Midpt (phi)	Weight (grams)	Freq Weight %	Cumulative Weight %
-2.25	-2.375	0.000	0.000	0.000
-2.00	-2.125	0.000	0.000	0.000
-1.75	-1.875	0.000	0.000	0.000
-1.50	-1.625	0.055	2.379	2.379
-1.25	-1.375	0.000	0.000	2.379
-1.00	-1.125	0.008	0.346	2.725
-0.75	-0.875	0.026	1.125	3.849
-0.50	-0.625	0.015	0.649	4.498
-0.25	-0.375	0.022	0.952	5.450
0.00	-0.125	0.011	0.476	5.926
0.25	0.125	0.014	0.606	6.531
0.50	0.375	0.026	1.125	7.656
0.75	0.625	0.020	0.865	8.521
1.00	0.875	0.025	1.081	9.602
1.25	1.125	0.039	1.687	11.289
1.50	1.375	0.029	1.254	12.543
1.75	1.625	0.059	2.552	15.095
2.00	1.875	0.017	0.735	15.830
2.25	2.125	0.265	11.462	27.292
2.50	2.375	1.594	68.945	96.237
2.75	2.625	0.061	2.638	98.875
3.00	2.875	0.000	0.000	98.875
3.25	3.125	0.000	0.000	98.875
3.50	3.375	0.000	0.000	98.875
3.75	3.625	0.000	0.000	98.875
4.00	3.875	0.011	0.476	99.351
5.00	4.500	0.015	0.649	100.000

Statistical Results			
Mean:	2.0486	phi	(0.2417 mm)
Standard Dev:	0.9087	phi-units	(0.5327 mm)
Skewness:	-2.5096	dimensionless	
Kurtosis:	9.9911	dimensionless	
5th Moment:	-34.0004	dimensionless	
6th Moment:	135.1378	dimensionless	
RARD *	0.4436	dimensionless	
Median	2.2073	phi	(0.2165 mm)

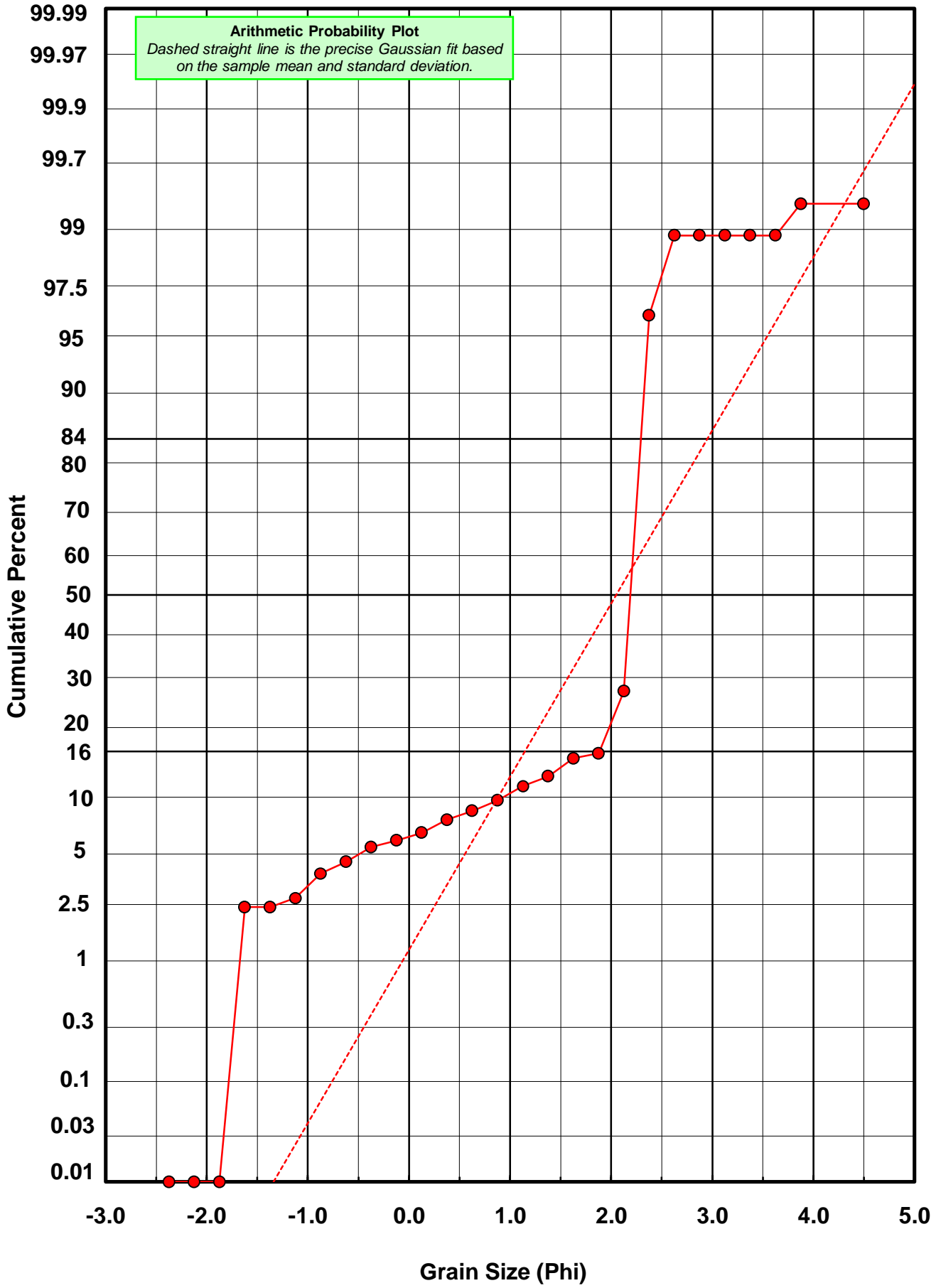
\* RARD = reciprocal absolute relative dispersion (see below)

Statistical Explanation	
Calculations based on the Method of Moments	
Skewness: 3rd Stand. Moment; Exact Gaussian = 0.0	
Kurtosis: 4th Stand. Moment; Exact Gaussian = 3.0	
For Further Explanation, See Basille et al. 2002	
Millimeter data calculated by $mm = 2^{-(\phi)}$	

Reciprocal Absolute Relative Dispersion (RARD) Scale	
< 0.5	Excellent homogeneity (e.g., beaches)
0.5 to 1.0	Good homogeneity
1.0 to 1.33	Fair homogeneity
> 1.33	Poor homogeneity (e.g., glacial)



# PI-07-BB



# Post-Digestion Grain Size Distribution

Onshore Grab Sample

Sample: PI-07-BB

Total Digested Mass: 55.659 grams

% Silica: 98.0 %

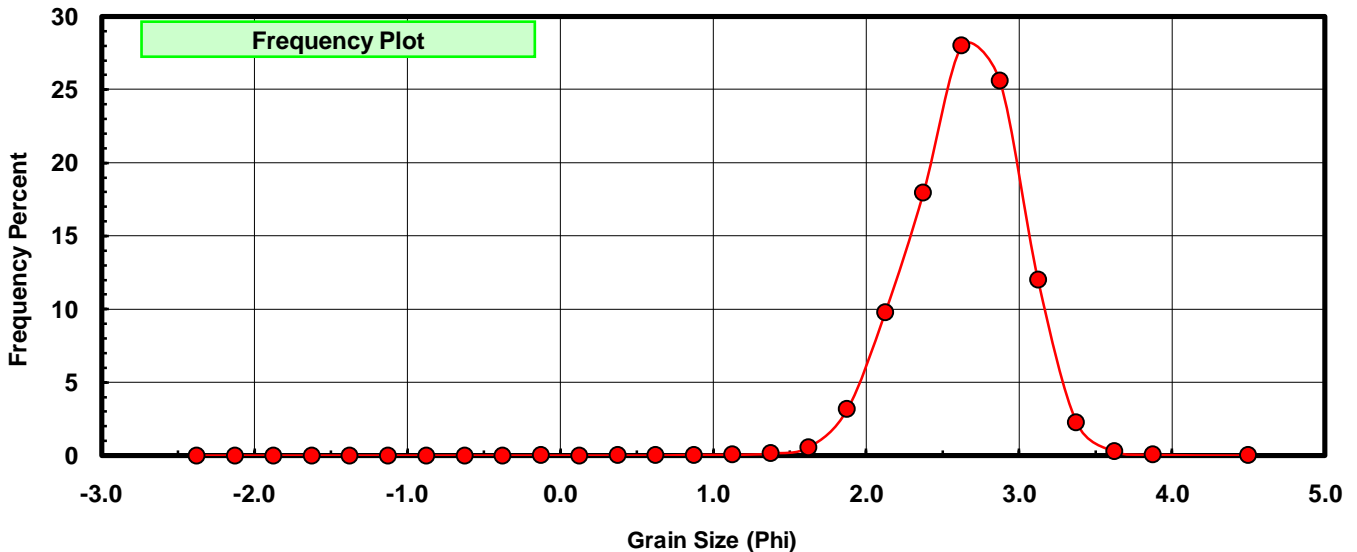
Sieve Size (phi)	Sieve Midpt (phi)	Weight (grams)	Freq Weight %	Cumulative Weight %
-2.25	-2.375	0.000	0.000	0.000
-2.00	-2.125	0.000	0.000	0.000
-1.75	-1.875	0.000	0.000	0.000
-1.50	-1.625	0.000	0.000	0.000
-1.25	-1.375	0.000	0.000	0.000
-1.00	-1.125	0.000	0.000	0.000
-0.75	-0.875	0.000	0.000	0.000
-0.50	-0.625	0.000	0.000	0.000
-0.25	-0.375	0.000	0.000	0.000
0.00	-0.125	0.008	0.014	0.014
0.25	0.125	0.005	0.009	0.023
0.50	0.375	0.007	0.013	0.036
0.75	0.625	0.016	0.029	0.065
1.00	0.875	0.020	0.036	0.101
1.25	1.125	0.031	0.056	0.156
1.50	1.375	0.086	0.155	0.311
1.75	1.625	0.316	0.568	0.879
2.00	1.875	1.765	3.171	4.050
2.25	2.125	5.439	9.772	13.822
2.50	2.375	9.991	17.950	31.772
2.75	2.625	15.581	27.994	59.766
3.00	2.875	14.248	25.599	85.364
3.25	3.125	6.674	11.991	97.355
3.50	3.375	1.261	2.266	99.621
3.75	3.625	0.164	0.295	99.916
4.00	3.875	0.039	0.070	99.986
5.00	4.500	0.008	0.014	100.000

Statistical Results			
Mean:	2.6420	phi	(0.1602 mm)
Standard Dev:	0.3643	phi-units	(0.7768 mm)
Skewness:	-0.4602	dimensionless	
Kurtosis:	4.3575	dimensionless	
5th Moment:	-10.7333	dimensionless	
6th Moment:	77.8017	dimensionless	
RARD *	0.1379	dimensionless	
Median	2.5378	phi	(0.1722 mm)

\* RARD = reciprocal absolute relative dispersion (see below)

Statistical Explanation	
Calculations based on the Method of Moments	
Skewness: 3rd Stand. Moment; Exact Gaussian = 0.0	
Kurtosis: 4th Stand. Moment; Exact Gaussian = 3.0	
For Further Explanation, See Basille et al. 2002	
Millimeter data calculated by $mm = 2^{-(\phi)}$	

Reciprocal Absolute Relative Dispersion (RARD) Scale	
< 0.5	Excellent homogeneity (e.g., beaches)
0.5 to 1.0	Good homogeneity
1.0 to 1.33	Fair homogeneity
> 1.33	Poor homogeneity (e.g., glacial)



# PI-07-BB

