

Onshore Grab Sample

Sample: PI-06
Sample Taken By: D. Phelps
Sample Collected On: 10/9/09
Splits? N/A

County: Pinellas
Latitude: 28° 04' 29.1"
Longitude: 82° 50' 11.3"
Datum: WGS 84
Surf. Elev: N/A
Datum: N/A

Fine Data Summary

Total Sample Weight 55.027 grams
Total Fines in Sample 0.316 grams
Total Percent Fines 0.57 %

Dry Sieving Summary

Total Sample Weight 54.678 grams
Total Digested Weight 50.596 grams
Total Carbonate Weight 4.082 grams
Total Silica % 92.53 %
Total Carbonate % 7.47 %
Carbonate/Silica Ratio 0.081

General Comments:

None

Description

Worked By: M. Ladle

Pre-Digestion Grain Size Distribution

Onshore Grab Sample

Sample: PI-06

Total Sample Mass: 54.678 grams

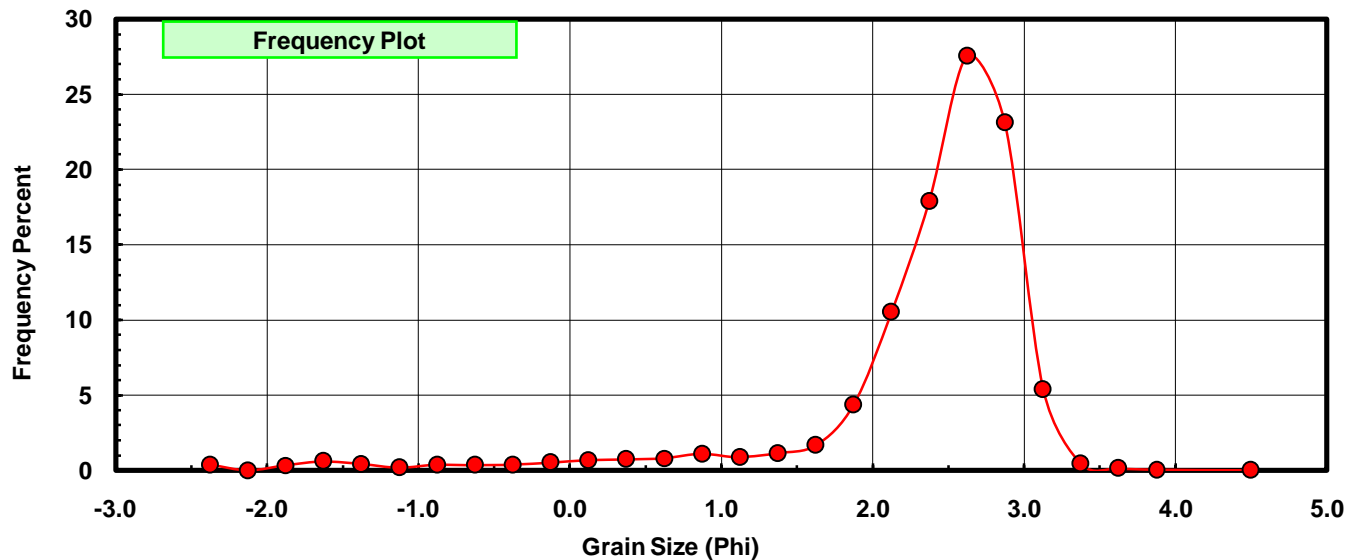
Sieve Size (phi)	Sieve Midpt (phi)	Weight (grams)	Freq Weight %	Cumulative Weight %
-2.25	-2.375	0.209	0.382	0.382
-2.00	-2.125	0.000	0.000	0.382
-1.75	-1.875	0.187	0.342	0.724
-1.50	-1.625	0.330	0.604	1.328
-1.25	-1.375	0.231	0.422	1.750
-1.00	-1.125	0.098	0.179	1.929
-0.75	-0.875	0.206	0.377	2.306
-0.50	-0.625	0.188	0.344	2.650
-0.25	-0.375	0.200	0.366	3.016
0.00	-0.125	0.287	0.525	3.541
0.25	0.125	0.366	0.669	4.210
0.50	0.375	0.404	0.739	4.949
0.75	0.625	0.443	0.810	5.759
1.00	0.875	0.597	1.092	6.851
1.25	1.125	0.480	0.878	7.729
1.50	1.375	0.620	1.134	8.863
1.75	1.625	0.915	1.673	10.536
2.00	1.875	2.387	4.366	14.902
2.25	2.125	5.748	10.512	25.414
2.50	2.375	9.785	17.896	43.310
2.75	2.625	15.067	27.556	70.866
3.00	2.875	12.639	23.115	93.981
3.25	3.125	2.946	5.388	99.369
3.50	3.375	0.244	0.446	99.815
3.75	3.625	0.072	0.132	99.947
4.00	3.875	0.023	0.042	99.989
5.00	4.50	0.006	0.011	100.000

Statistical Results			
Mean:	2.3388	phi	(0.1977 mm)
Standard Dev:	0.8646	phi-units	(0.5492 mm)
Skewness:	-2.9177	dimensionless	
Kurtosis:	12.8629	dimensionless	
5th Moment:	-57.0696	dimensionless	
6th Moment:	266.7193	dimensionless	
RARD *	0.3697	dimensionless	
Median	2.4357	phi	(0.1848 mm)

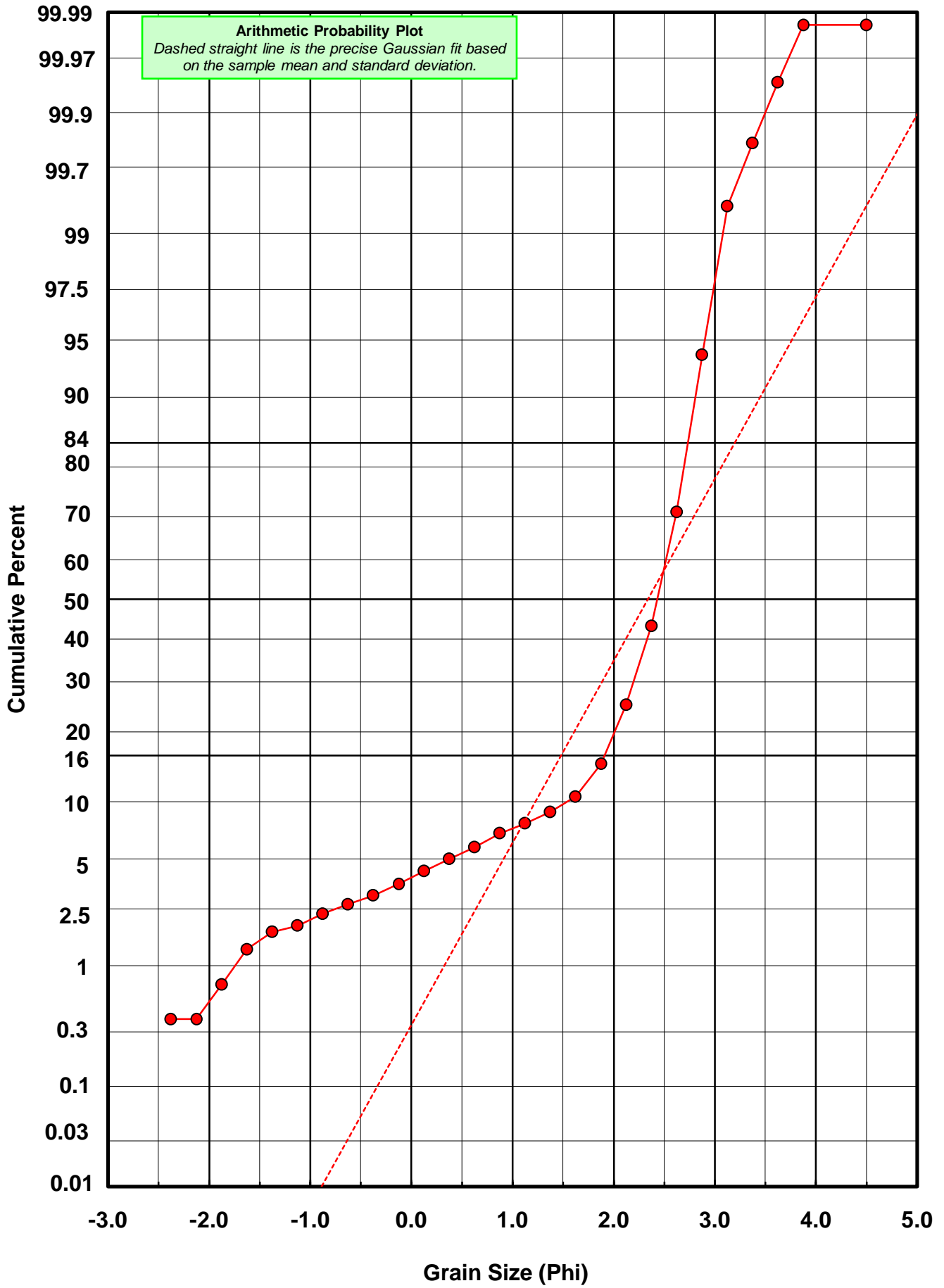
* RARD = reciprocal absolute relative dispersion (see below)

Statistical Explanation	
Calculations based on the Method of Moments	
Skewness: 3rd Stand. Moment; Exact Gaussian = 0.0	
Kurtosis: 4th Stand. Moment; Exact Gaussian = 3.0	
For Further Explanation, See Basille et al. 2002	
Millimeter data calculated by $mm = 2^{(-phi)}$	

Reciprocal Absolute Relative Dispersion (RARD) Scale	
< 0.5	Excellent homogeneity (e.g., beaches)
0.5 to 1.0	Good homogeneity
1.0 to 1.33	Fair homogeneity
> 1.33	Poor homogeneity (e.g., glacial)



PI-06



Carbonate Grain Size Distribution

Onshore Grab Sample

Sample: PI-06

Total Carbonate Mass: 4.629 grams

% Carbonate: 7.5 %

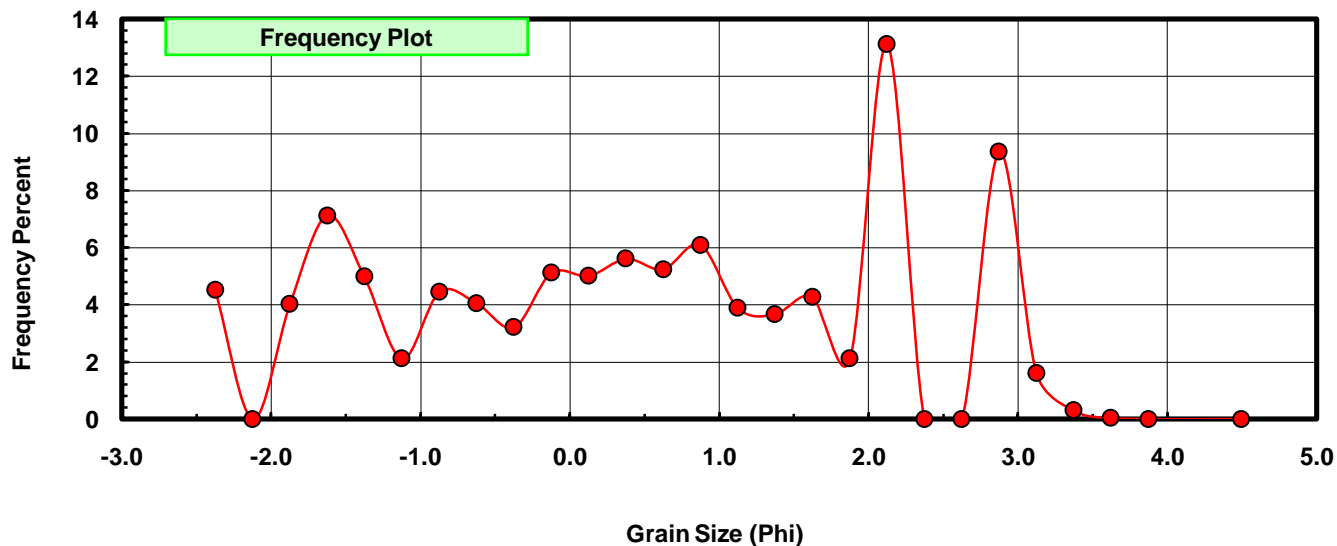
Sieve Size (phi)	Sieve Midpt (phi)	Weight (grams)	Freq Weight %	Cumulative Weight %
-2.25	-2.375	0.209	4.515	4.515
-2.00	-2.125	0.000	0.000	4.515
-1.75	-1.875	0.187	4.040	8.555
-1.50	-1.625	0.330	7.129	15.684
-1.25	-1.375	0.231	4.990	20.674
-1.00	-1.125	0.098	2.117	22.791
-0.75	-0.875	0.206	4.450	27.241
-0.50	-0.625	0.188	4.061	31.303
-0.25	-0.375	0.149	3.219	34.521
0.00	-0.125	0.237	5.120	39.641
0.25	0.125	0.232	5.012	44.653
0.50	0.375	0.260	5.617	50.270
0.75	0.625	0.243	5.250	55.520
1.00	0.875	0.282	6.092	61.612
1.25	1.125	0.180	3.889	65.500
1.50	1.375	0.170	3.672	69.173
1.75	1.625	0.198	4.277	73.450
2.00	1.875	0.098	2.117	75.567
2.25	2.125	0.607	13.113	88.680
2.50	2.375	0.000	0.000	88.680
2.75	2.625	0.000	0.000	88.680
3.00	2.875	0.433	9.354	98.034
3.25	3.125	0.075	1.620	99.654
3.50	3.375	0.014	0.302	99.957
3.75	3.625	0.002	0.043	100.000
4.00	3.875	0.000	0.000	100.000
5.00	4.500	0.000	0.000	100.000

Statistical Results			
Mean:	0.4528	phi	(0.7306 mm)
Standard Dev:	1.5817	phi-units	(0.3341 mm)
Skewness:	-0.0573	dimensionless	
Kurtosis:	1.8923	dimensionless	
5th Moment:	-0.2443	dimensionless	
6th Moment:	4.3458	dimensionless	
RARD *	3.4930	dimensionless	
Median	0.3630	phi	(0.7776 mm)

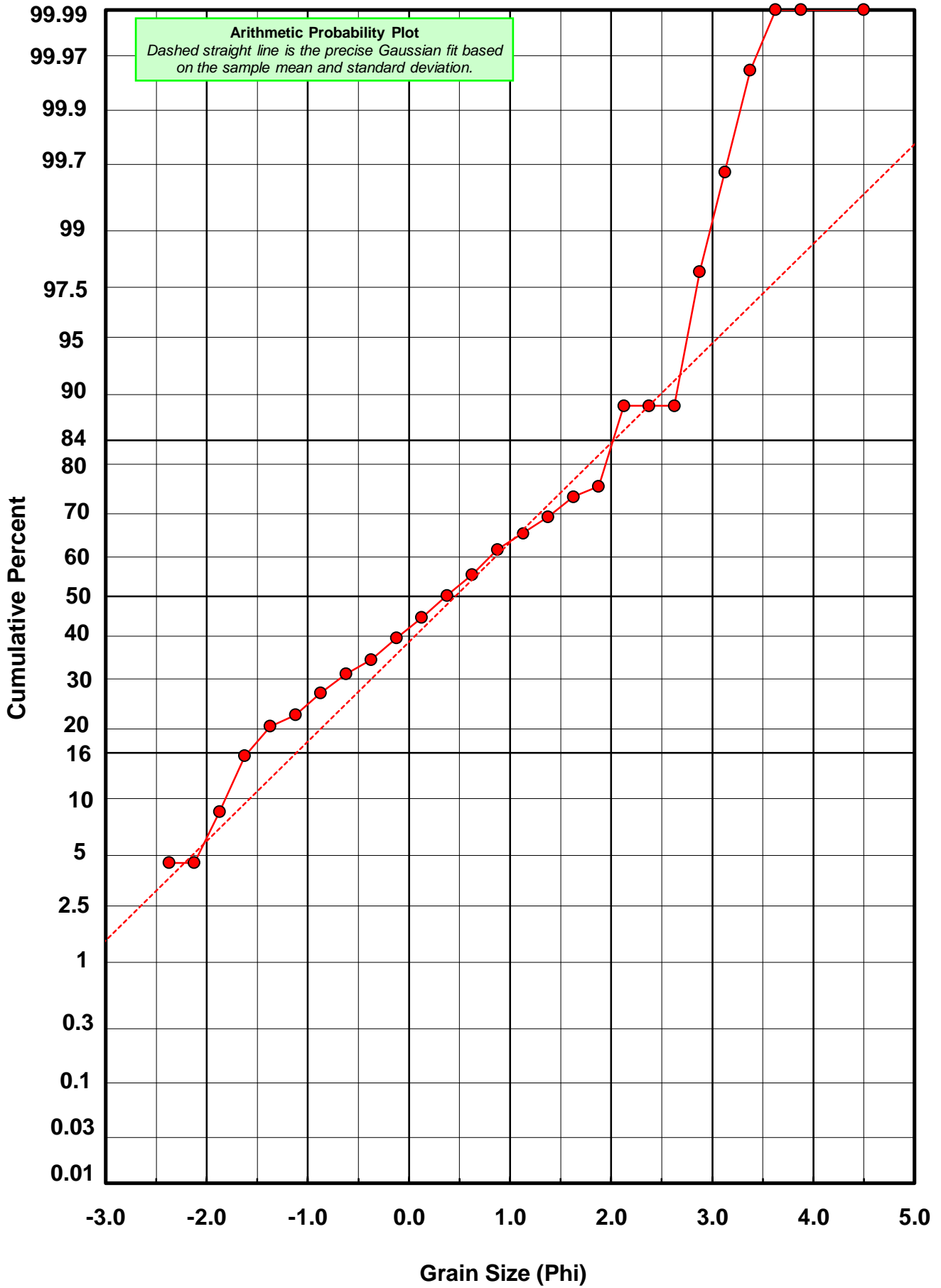
* RARD = reciprocal absolute relative dispersion (see below)

Statistical Explanation	
Calculations based on the Method of Moments	
Skewness: 3rd Stand. Moment; Exact Gaussian = 0.0	
Kurtosis: 4th Stand. Moment; Exact Gaussian = 3.0	
For Further Explanation, See Basille et al. 2002	
Millimeter data calculated by $mm = 2^{-(\phi)}$	

Reciprocal Absolute Relative Dispersion (RARD) Scale	
< 0.5	Excellent homogeneity (e.g., beaches)
0.5 to 1.0	Good homogeneity
1.0 to 1.33	Fair homogeneity
> 1.33	Poor homogeneity (e.g., glacial)



PI-06



Post-Digestion Grain Size Distribution

Onshore Grab Sample

Sample: PI-06

Total Digested Mass: 50.596 grams

% Silica: 92.5 %

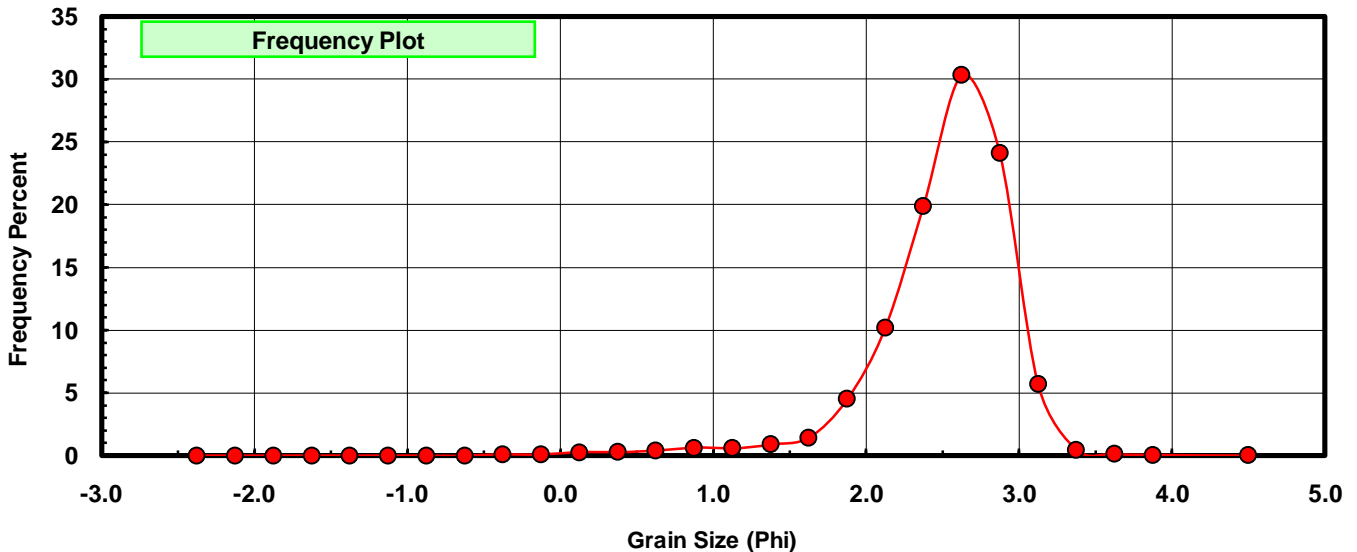
Sieve Size (phi)	Sieve Midpt (phi)	Weight (grams)	Freq Weight %	Cumulative Weight %
-2.25	-2.375	0.000	0.000	0.000
-2.00	-2.125	0.000	0.000	0.000
-1.75	-1.875	0.000	0.000	0.000
-1.50	-1.625	0.000	0.000	0.000
-1.25	-1.375	0.000	0.000	0.000
-1.00	-1.125	0.000	0.000	0.000
-0.75	-0.875	0.000	0.000	0.000
-0.50	-0.625	0.000	0.000	0.000
-0.25	-0.375	0.051	0.101	0.101
0.00	-0.125	0.050	0.099	0.200
0.25	0.125	0.134	0.265	0.464
0.50	0.375	0.144	0.285	0.749
0.75	0.625	0.200	0.395	1.144
1.00	0.875	0.315	0.623	1.767
1.25	1.125	0.300	0.593	2.360
1.50	1.375	0.450	0.889	3.249
1.75	1.625	0.717	1.417	4.666
2.00	1.875	2.289	4.524	9.190
2.25	2.125	5.141	10.161	19.351
2.50	2.375	10.060	19.883	39.234
2.75	2.625	15.338	30.315	69.549
3.00	2.875	12.206	24.124	93.673
3.25	3.125	2.871	5.674	99.348
3.50	3.375	0.230	0.455	99.802
3.75	3.625	0.070	0.138	99.941
4.00	3.875	0.023	0.045	99.986
5.00	4.500	0.007	0.014	100.000

Statistical Results			
Mean:	2.5131	phi	(0.1752 mm)
Standard Dev:	0.4617	phi-units	(0.7261 mm)
Skewness:	-1.9228	dimensionless	
Kurtosis:	9.7617	dimensionless	
5th Moment:	-42.4887	dimensionless	
6th Moment:	218.2481	dimensionless	
RARD *	0.1837	dimensionless	
Median	2.4638	phi	(0.1813 mm)

* RARD = reciprocal absolute relative dispersion (see below)

Statistical Explanation	
Calculations based on the Method of Moments	
Skewness: 3rd Stand. Moment; Exact Gaussian = 0.0	
Kurtosis: 4th Stand. Moment; Exact Gaussian = 3.0	
For Further Explanation, See Basille et al. 2002	
Millimeter data calculated by $mm = 2^{-(\phi)}$	

Reciprocal Absolute Relative Dispersion (RARD) Scale	
< 0.5	Excellent homogeneity (e.g., beaches)
0.5 to 1.0	Good homogeneity
1.0 to 1.33	Fair homogeneity
> 1.33	Poor homogeneity (e.g., glacial)



PI-06

