

Onshore Grab Sample

Sample: MN-14-BB
Sample Taken By: D. Phelps
Sample Collected On: 12/2/09
Splits? N/A

County: Manatee
Latitude: 27° 24' 16.64"
Longitude: 82° 39' 14"
Datum: WGS 84
Surf. Elev: N/A
Datum: N/A

Fine Data Summary

Total Sample Weight 56.217 grams
Total Fines in Sample 0.122 grams
Total Percent Fines 0.22 %

Dry Sieving Summary

Total Sample Weight 56.153 grams
Total Digested Weight 42.463 grams
Total Carbonate Weight 13.690 grams
Total Silica % 75.62 %
Total Carbonate % 24.38 %
Carbonate/Silica Ratio 0.322

General Comments:

None

Description

Worked By: M. Ladle

Pre-Digestion Grain Size Distribution

Onshore Grab Sample

Sample: MN-14-BB

Total Sample Mass: 56.153 grams

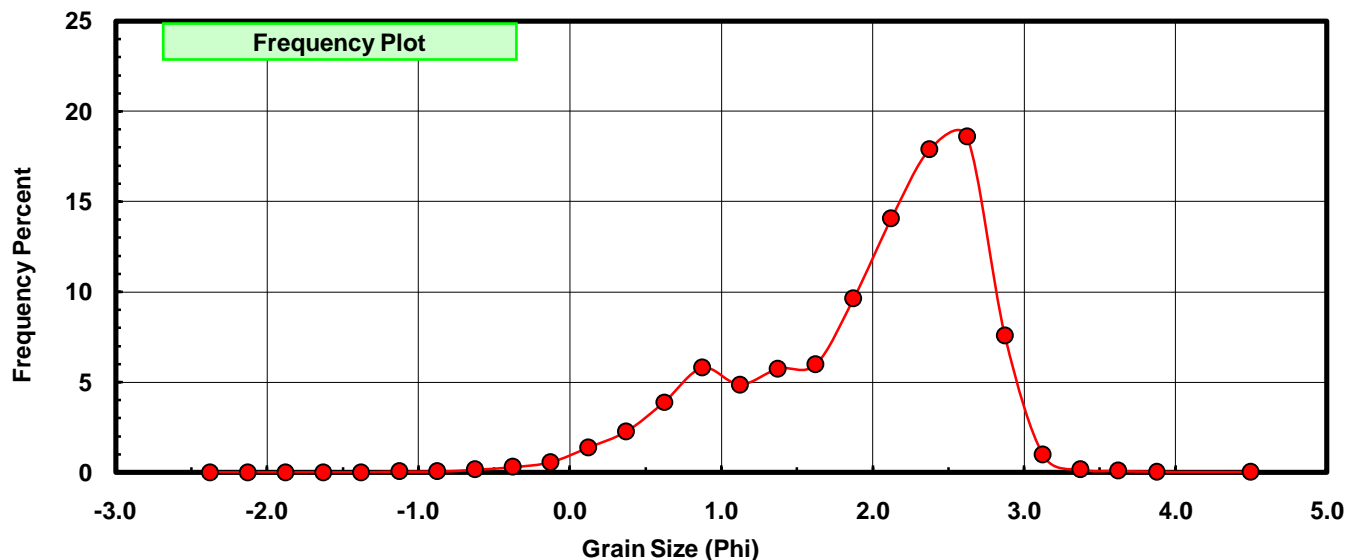
Sieve Size (phi)	Sieve Midpt (phi)	Weight (grams)	Freq Weight %	Cumulative Weight %
-2.25	-2.375	0.000	0.000	0.000
-2.00	-2.125	0.000	0.000	0.000
-1.75	-1.875	0.000	0.000	0.000
-1.50	-1.625	0.000	0.000	0.000
-1.25	-1.375	0.000	0.000	0.000
-1.00	-1.125	0.024	0.043	0.043
-0.75	-0.875	0.029	0.052	0.094
-0.50	-0.625	0.085	0.151	0.246
-0.25	-0.375	0.170	0.303	0.549
0.00	-0.125	0.317	0.565	1.113
0.25	0.125	0.771	1.373	2.486
0.50	0.375	1.273	2.267	4.753
0.75	0.625	2.191	3.902	8.655
1.00	0.875	3.251	5.790	14.444
1.25	1.125	2.725	4.853	19.297
1.50	1.375	3.222	5.738	25.035
1.75	1.625	3.356	5.977	31.012
2.00	1.875	5.410	9.634	40.646
2.25	2.125	7.902	14.072	54.718
2.50	2.375	10.044	17.887	72.605
2.75	2.625	10.442	18.596	91.201
3.00	2.875	4.257	7.581	98.782
3.25	3.125	0.541	0.963	99.745
3.50	3.375	0.081	0.144	99.890
3.75	3.625	0.042	0.075	99.964
4.00	3.875	0.012	0.021	99.986
5.00	4.50	0.008	0.014	100.000

Statistical Results			
Mean:	1.9619	phi	(0.2567 mm)
Standard Dev:	0.7559	phi-units	(0.5922 mm)
Skewness:	-0.8828	dimensionless	
Kurtosis:	3.1376	dimensionless	
5th Moment:	-6.1289	dimensionless	
6th Moment:	18.7698	dimensionless	
RARD *	0.3853	dimensionless	
Median	2.0412	phi	(0.243 mm)

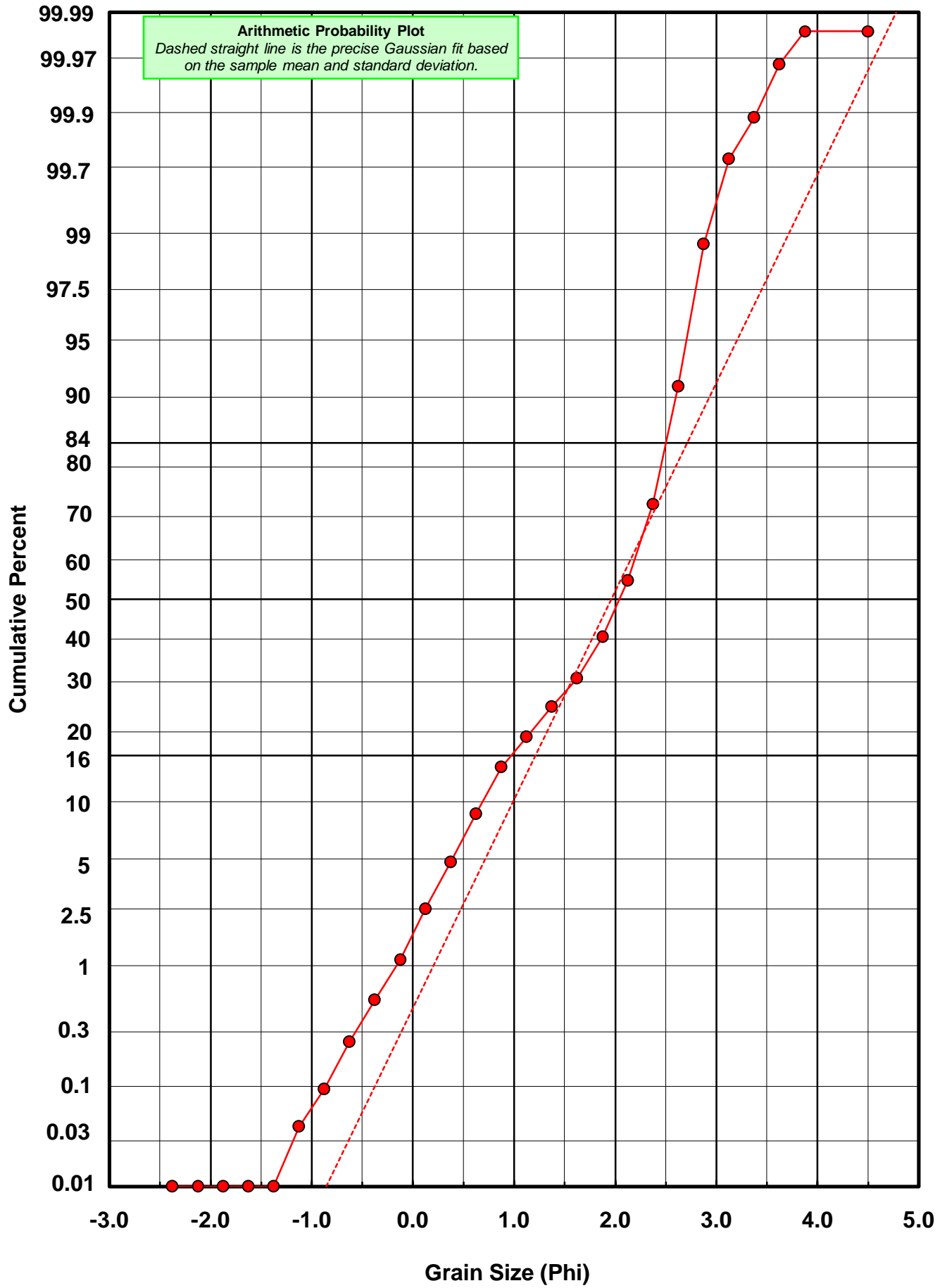
* RARD = reciprocal absolute relative dispersion (see below)

Statistical Explanation	
Calculations based on the Method of Moments	
Skewness: 3rd Stand. Moment; Exact Gaussian = 0.0	
Kurtosis: 4th Stand. Moment; Exact Gaussian = 3.0	
For Further Explanation, See Basille et al. 2002	
Millimeter data calculated by $mm = 2^{-(\phi)}$	

Reciprocal Absolute Relative Dispersion (RARD) Scale	
< 0.5	Excellent homogeneity (e.g., beaches)
0.5 to 1.0	Good homogeneity
1.0 to 1.33	Fair homogeneity
> 1.33	Poor homogeneity (e.g., glacial)



MN-14-BB



Carbonate Grain Size Distribution

Onshore Grab Sample

Sample: MN-14-BB

Total Carbonate Mass: 13.806 grams

% Carbonate: 24.4 %

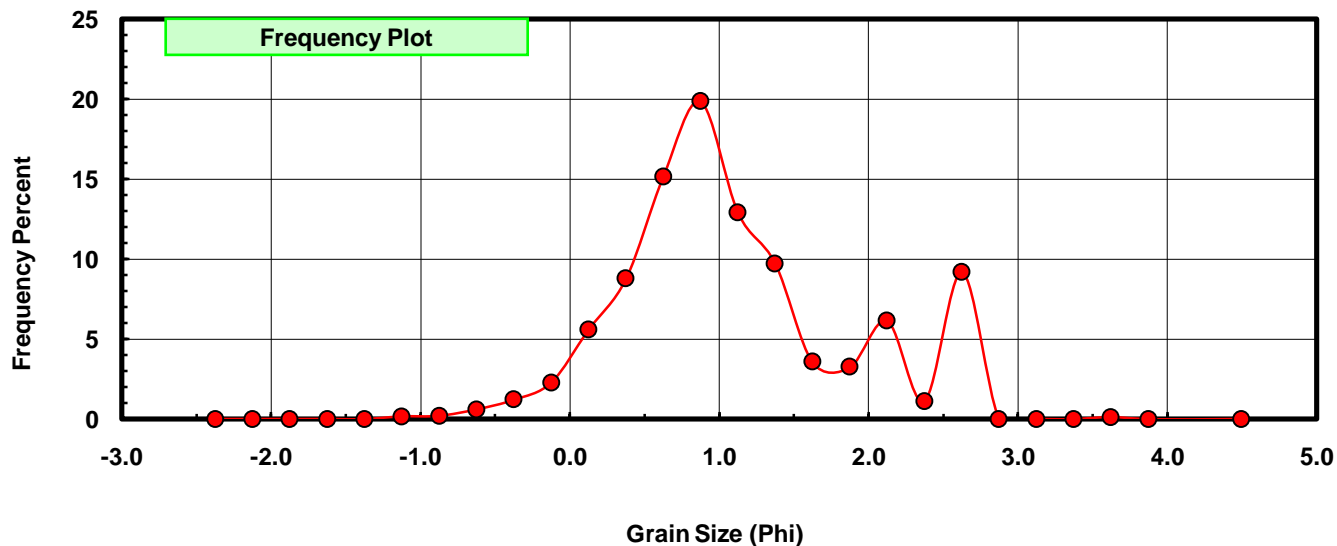
Sieve Size (phi)	Sieve Midpt (phi)	Weight (grams)	Freq Weight %	Cumulative Weight %
-2.25	-2.375	0.000	0.000	0.000
-2.00	-2.125	0.000	0.000	0.000
-1.75	-1.875	0.000	0.000	0.000
-1.50	-1.625	0.000	0.000	0.000
-1.25	-1.375	0.000	0.000	0.000
-1.00	-1.125	0.024	0.174	0.174
-0.75	-0.875	0.029	0.210	0.384
-0.50	-0.625	0.085	0.616	1.000
-0.25	-0.375	0.170	1.231	2.231
0.00	-0.125	0.317	2.296	4.527
0.25	0.125	0.771	5.585	10.112
0.50	0.375	1.214	8.793	18.905
0.75	0.625	2.091	15.146	34.050
1.00	0.875	2.741	19.854	53.904
1.25	1.125	1.781	12.900	66.804
1.50	1.375	1.344	9.735	76.539
1.75	1.625	0.496	3.593	80.132
2.00	1.875	0.450	3.259	83.391
2.25	2.125	0.850	6.157	89.548
2.50	2.375	0.156	1.130	90.678
2.75	2.625	1.268	9.184	99.862
3.00	2.875	0.000	0.000	99.862
3.25	3.125	0.000	0.000	99.862
3.50	3.375	0.000	0.000	99.862
3.75	3.625	0.017	0.123	99.986
4.00	3.875	0.000	0.000	99.986
5.00	4.500	0.002	0.014	100.000

Statistical Results			
Mean:	1.0956	phi	(0.468 mm)
Standard Dev:	0.7928	phi-units	(0.5772 mm)
Skewness:	0.4733	dimensionless	
Kurtosis:	2.7426	dimensionless	
5th Moment:	2.1296	dimensionless	
6th Moment:	11.3204	dimensionless	
RARD *	0.7236	dimensionless	
Median	0.8258	phi	(0.5642 mm)

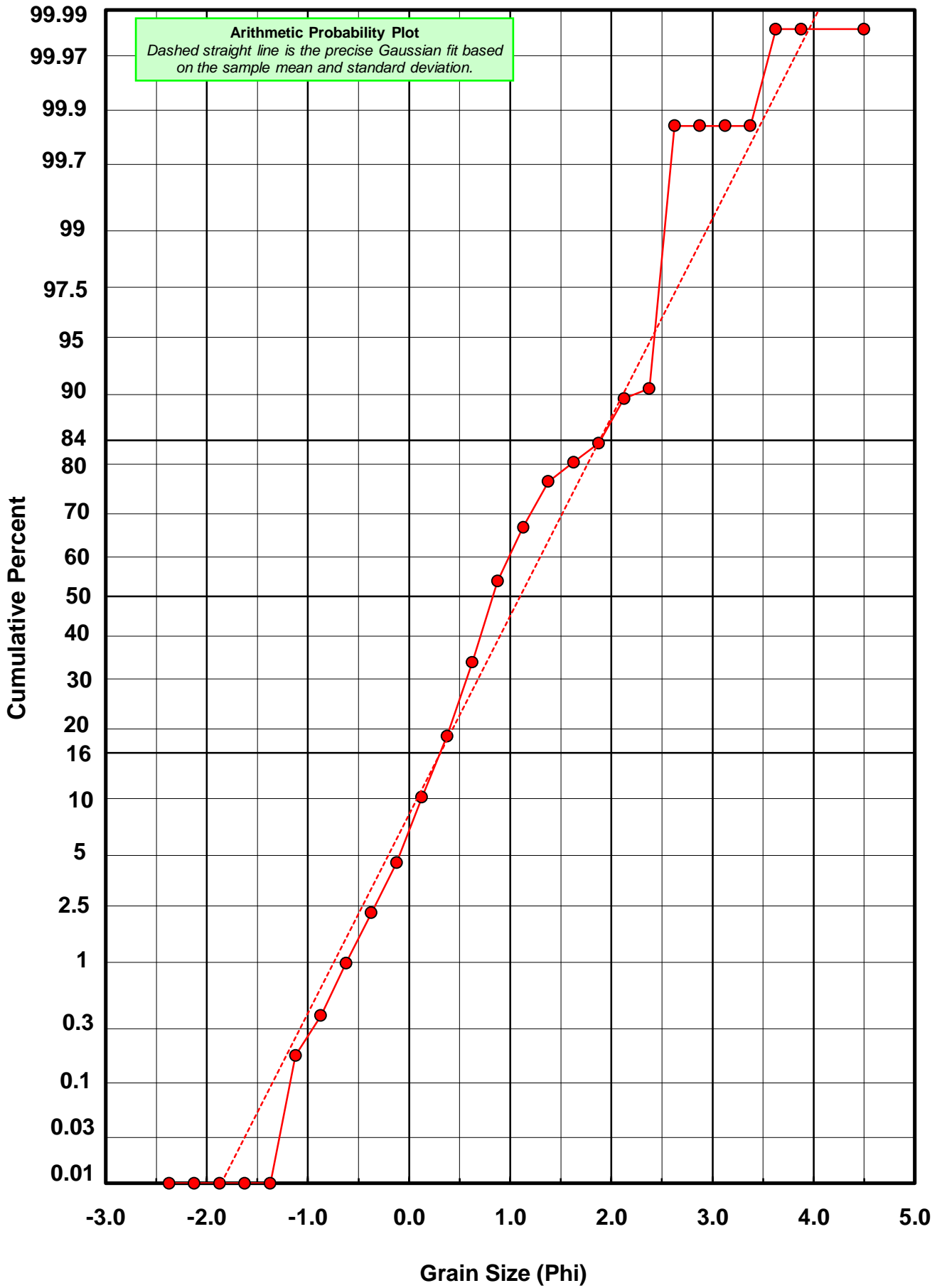
* RARD = reciprocal absolute relative dispersion (see below)

Statistical Explanation	
Calculations based on the Method of Moments	
Skewness: 3rd Stand. Moment; Exact Gaussian = 0.0	
Kurtosis: 4th Stand. Moment; Exact Gaussian = 3.0	
For Further Explanation, See Basille et al. 2002	
Millimeter data calculated by $mm = 2^{-(\phi)}$	

Reciprocal Absolute Relative Dispersion (RARD) Scale	
< 0.5	Excellent homogeneity (e.g., beaches)
0.5 to 1.0	Good homogeneity
1.0 to 1.33	Fair homogeneity
> 1.33	Poor homogeneity (e.g., glacial)



MN-14-BB



Post-Digestion Grain Size Distribution

Onshore Grab Sample

Sample: MN-14-BB

Total Digested Mass: 42.463 grams

% Silica: 75.6 %

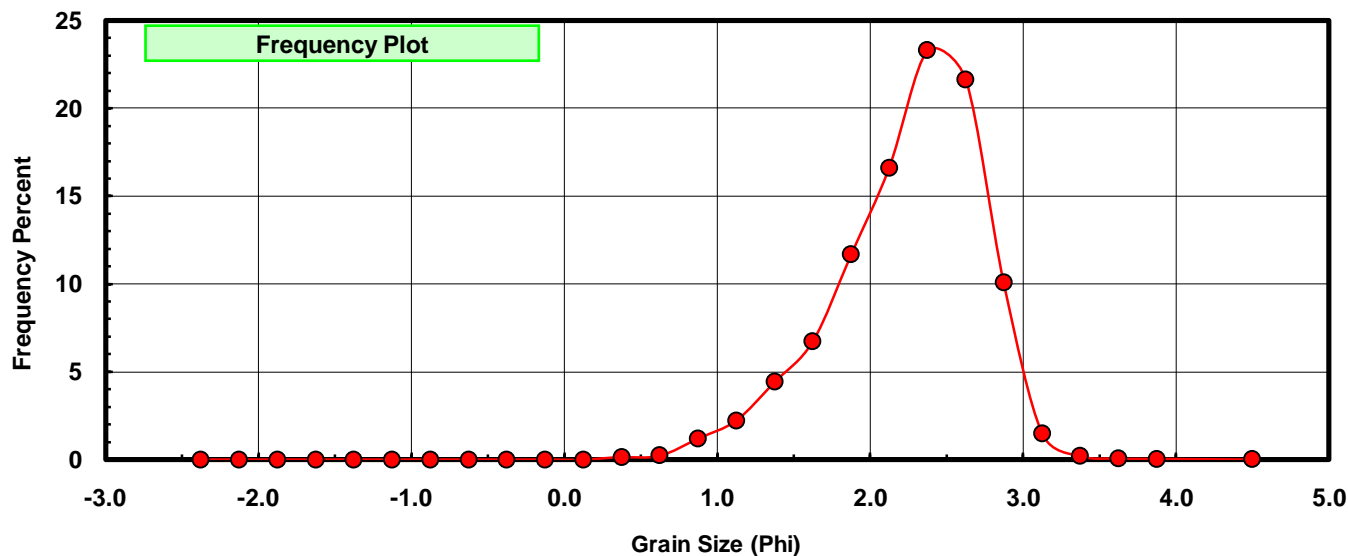
Sieve Size (phi)	Sieve Midpt (phi)	Weight (grams)	Freq Weight %	Cumulative Weight %
-2.25	-2.375	0.000	0.000	0.000
-2.00	-2.125	0.000	0.000	0.000
-1.75	-1.875	0.000	0.000	0.000
-1.50	-1.625	0.000	0.000	0.000
-1.25	-1.375	0.000	0.000	0.000
-1.00	-1.125	0.000	0.000	0.000
-0.75	-0.875	0.000	0.000	0.000
-0.50	-0.625	0.000	0.000	0.000
-0.25	-0.375	0.000	0.000	0.000
0.00	-0.125	0.000	0.000	0.000
0.25	0.125	0.000	0.000	0.000
0.50	0.375	0.059	0.139	0.139
0.75	0.625	0.100	0.235	0.374
1.00	0.875	0.510	1.201	1.575
1.25	1.125	0.944	2.223	3.799
1.50	1.375	1.878	4.423	8.221
1.75	1.625	2.860	6.735	14.957
2.00	1.875	4.960	11.681	26.637
2.25	2.125	7.052	16.607	43.245
2.50	2.375	9.888	23.286	66.531
2.75	2.625	9.174	21.605	88.136
3.00	2.875	4.276	10.070	98.205
3.25	3.125	0.632	1.488	99.694
3.50	3.375	0.082	0.193	99.887
3.75	3.625	0.025	0.059	99.946
4.00	3.875	0.017	0.040	99.986
5.00	4.500	0.006	0.014	100.000

Statistical Results			
Mean:	2.2467	phi	(0.2107 mm)
Standard Dev:	0.4866	phi-units	(0.7137 mm)
Skewness:	-0.6970	dimensionless	
Kurtosis:	3.4646	dimensionless	
5th Moment:	-5.5155	dimensionless	
6th Moment:	22.9976	dimensionless	
RARD *	0.2166	dimensionless	
Median	2.1975	phi	(0.218 mm)

* RARD = reciprocal absolute relative dispersion (see below)

Statistical Explanation	
Calculations based on the Method of Moments	
Skewness: 3rd Stand. Moment; Exact Gaussian = 0.0	
Kurtosis: 4th Stand. Moment; Exact Gaussian = 3.0	
For Further Explanation, See Basille et al. 2002	
Millimeter data calculated by $mm = 2^{-(\phi)}$	

Reciprocal Absolute Relative Dispersion (RARD) Scale	
< 0.5	Excellent homogeneity (e.g., beaches)
0.5 to 1.0	Good homogeneity
1.0 to 1.33	Fair homogeneity
> 1.33	Poor homogeneity (e.g., glacial)



MN-14-BB

