

Onshore Grab Sample

Sample: MN-12-BB
Sample Taken By: D. Phelps
Sample Collected On: 12/2/09
Splits? N/A

County: Manatee
Latitude: 27° 25' 25.8"
Longitude: 82° 40' 26.6"
Datum: WGS 84
Surf. Elev: N/A
Datum: N/A

Fine Data Summary

Total Sample Weight 57.022 grams
Total Fines in Sample 0.168 grams
Total Percent Fines 0.29 %

Dry Sieving Summary

Total Sample Weight 56.850 grams
Total Digested Weight 24.554 grams
Total Carbonate Weight 32.296 grams
Total Silica % 43.19 %
Total Carbonate % 56.81 %
Carbonate/Silica Ratio 1.315

General Comments:

None

Description

Worked By: M. Ladle

Pre-Digestion Grain Size Distribution

Onshore Grab Sample

Sample: MN-12-BB

Total Sample Mass: 56.850 grams

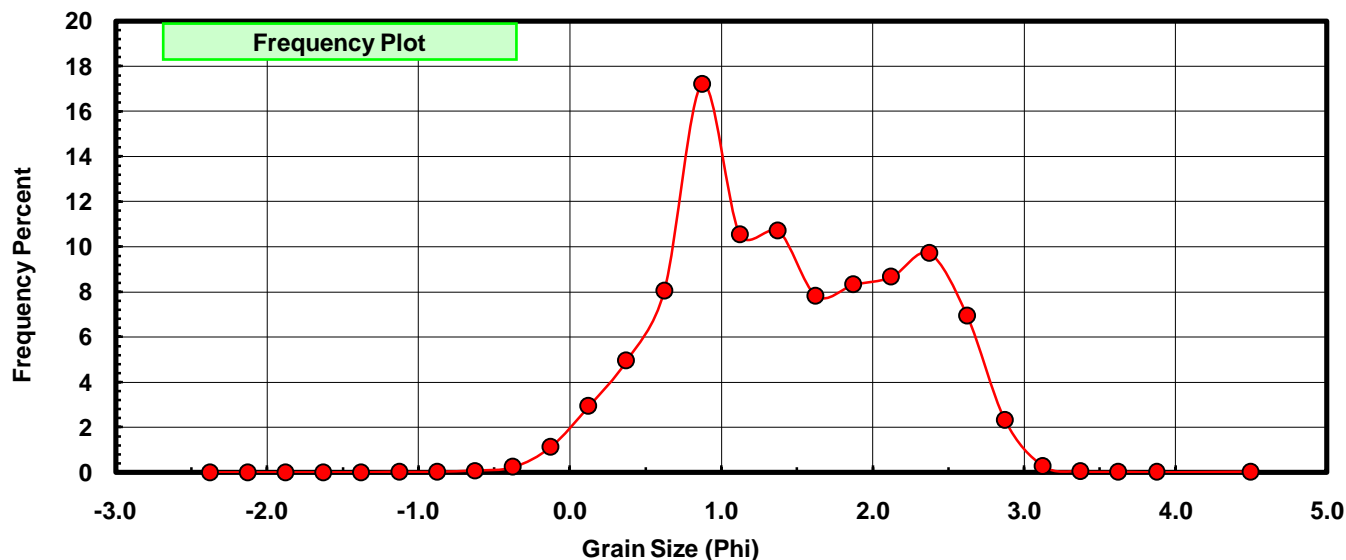
Sieve Size (phi)	Sieve Midpt (phi)	Weight (grams)	Freq Weight %	Cumulative Weight %
-2.25	-2.375	0.000	0.000	0.000
-2.00	-2.125	0.000	0.000	0.000
-1.75	-1.875	0.000	0.000	0.000
-1.50	-1.625	0.000	0.000	0.000
-1.25	-1.375	0.000	0.000	0.000
-1.00	-1.125	0.009	0.016	0.016
-0.75	-0.875	0.013	0.023	0.039
-0.50	-0.625	0.049	0.086	0.125
-0.25	-0.375	0.135	0.237	0.362
0.00	-0.125	0.642	1.129	1.492
0.25	0.125	1.666	2.931	4.422
0.50	0.375	2.814	4.950	9.372
0.75	0.625	4.573	8.044	17.416
1.00	0.875	9.781	17.205	34.621
1.25	1.125	5.991	10.538	45.159
1.50	1.375	6.090	10.712	55.872
1.75	1.625	4.446	7.821	63.692
2.00	1.875	4.728	8.317	72.009
2.25	2.125	4.921	8.656	80.665
2.50	2.375	5.518	9.706	90.371
2.75	2.625	3.946	6.941	97.312
3.00	2.875	1.322	2.325	99.638
3.25	3.125	0.155	0.273	99.910
3.50	3.375	0.023	0.040	99.951
3.75	3.625	0.009	0.016	99.967
4.00	3.875	0.004	0.007	99.974
5.00	4.50	0.015	0.026	100.000

Statistical Results			
Mean:	1.4441	phi	(0.3675 mm)
Standard Dev:	0.7615	phi-units	(0.5899 mm)
Skewness:	0.0990	dimensionless	
Kurtosis:	2.1674	dimensionless	
5th Moment:	0.2591	dimensionless	
6th Moment:	7.5763	dimensionless	
RARD *	0.5273	dimensionless	
Median	1.2380	phi	(0.424 mm)

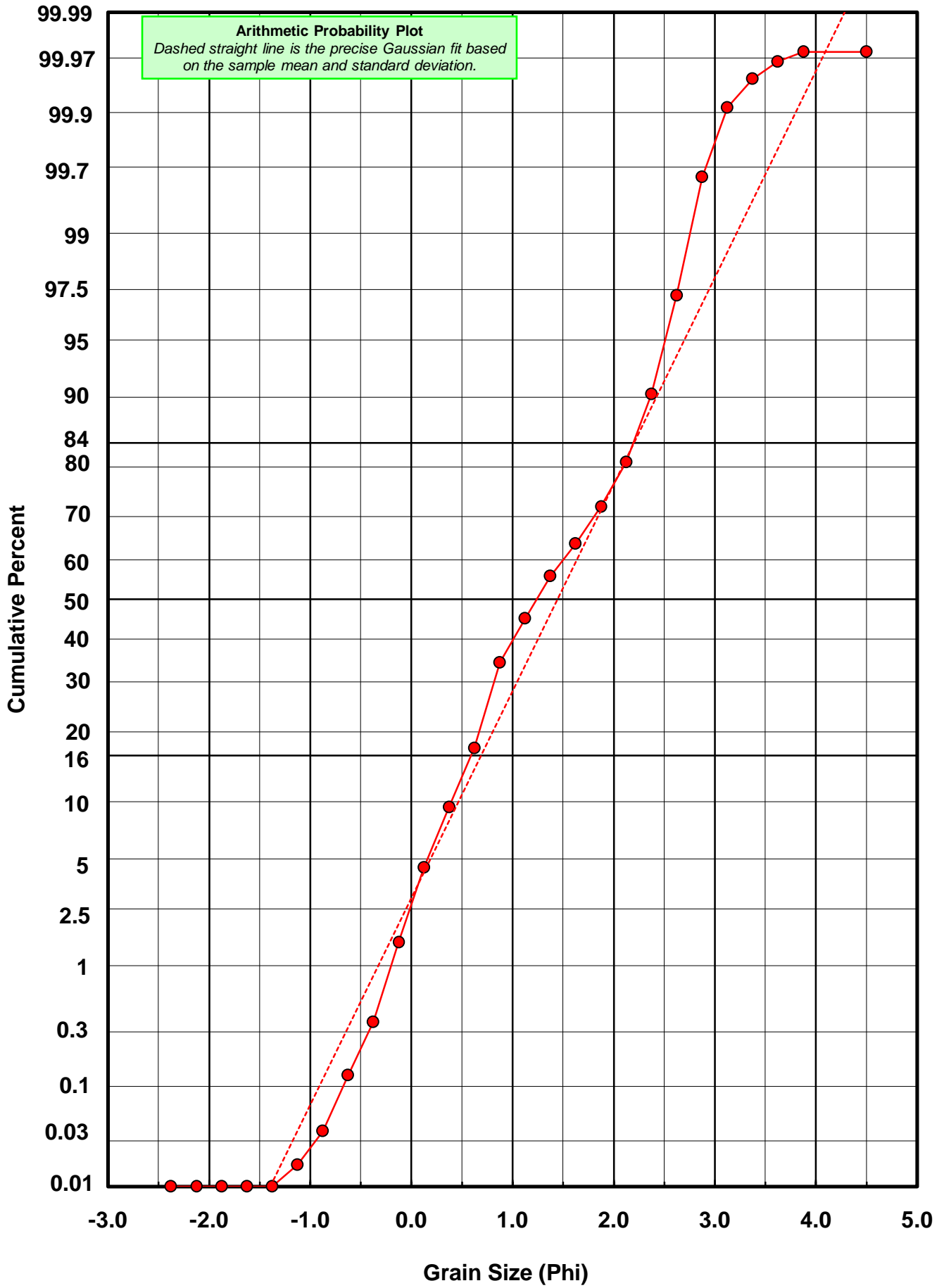
* RARD = reciprocal absolute relative dispersion (see below)

Statistical Explanation	
Calculations based on the Method of Moments	
Skewness: 3rd Stand. Moment; Exact Gaussian = 0.0	
Kurtosis: 4th Stand. Moment; Exact Gaussian = 3.0	
For Further Explanation, See Basille et al. 2002	
Millimeter data calculated by $mm = 2^{-(\phi)}$	

Reciprocal Absolute Relative Dispersion (RARD) Scale	
< 0.5	Excellent homogeneity (e.g., beaches)
0.5 to 1.0	Good homogeneity
1.0 to 1.33	Fair homogeneity
> 1.33	Poor homogeneity (e.g., glacial)



MN-12-BB



Carbonate Grain Size Distribution

Onshore Grab Sample

Sample: MN-12-BB

Total Carbonate Mass: 32.390 grams

% Carbonate: 56.8 %

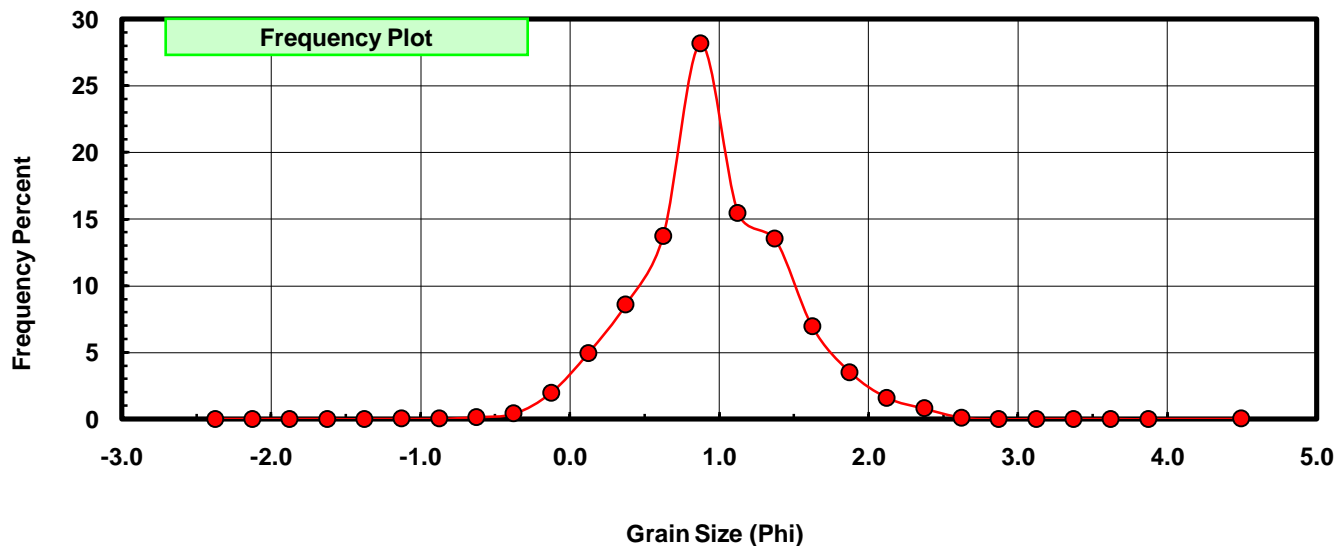
Sieve Size (phi)	Sieve Midpt (phi)	Weight (grams)	Freq Weight %	Cumulative Weight %
-2.25	-2.375	0.000	0.000	0.000
-2.00	-2.125	0.000	0.000	0.000
-1.75	-1.875	0.000	0.000	0.000
-1.50	-1.625	0.000	0.000	0.000
-1.25	-1.375	0.000	0.000	0.000
-1.00	-1.125	0.009	0.028	0.028
-0.75	-0.875	0.013	0.040	0.068
-0.50	-0.625	0.049	0.151	0.219
-0.25	-0.375	0.135	0.417	0.636
0.00	-0.125	0.642	1.982	2.618
0.25	0.125	1.601	4.943	7.561
0.50	0.375	2.782	8.589	16.150
0.75	0.625	4.449	13.736	29.886
1.00	0.875	9.119	28.154	58.040
1.25	1.125	5.008	15.462	73.501
1.50	1.375	4.378	13.517	87.018
1.75	1.625	2.249	6.944	93.961
2.00	1.875	1.139	3.517	97.478
2.25	2.125	0.515	1.590	99.068
2.50	2.375	0.258	0.797	99.864
2.75	2.625	0.035	0.108	99.972
3.00	2.875	0.000	0.000	99.972
3.25	3.125	0.000	0.000	99.972
3.50	3.375	0.000	0.000	99.972
3.75	3.625	0.000	0.000	99.972
4.00	3.875	0.000	0.000	99.972
5.00	4.500	0.009	0.028	100.000

Statistical Results			
Mean:	0.9603	phi	(0.514 mm)
Standard Dev:	0.5080	phi-units	(0.7032 mm)
Skewness:	0.1965	dimensionless	
Kurtosis:	3.8957	dimensionless	
5th Moment:	5.2497	dimensionless	
6th Moment:	50.3921	dimensionless	
RARD *	0.5290	dimensionless	
Median	0.8036	phi	(0.5729 mm)

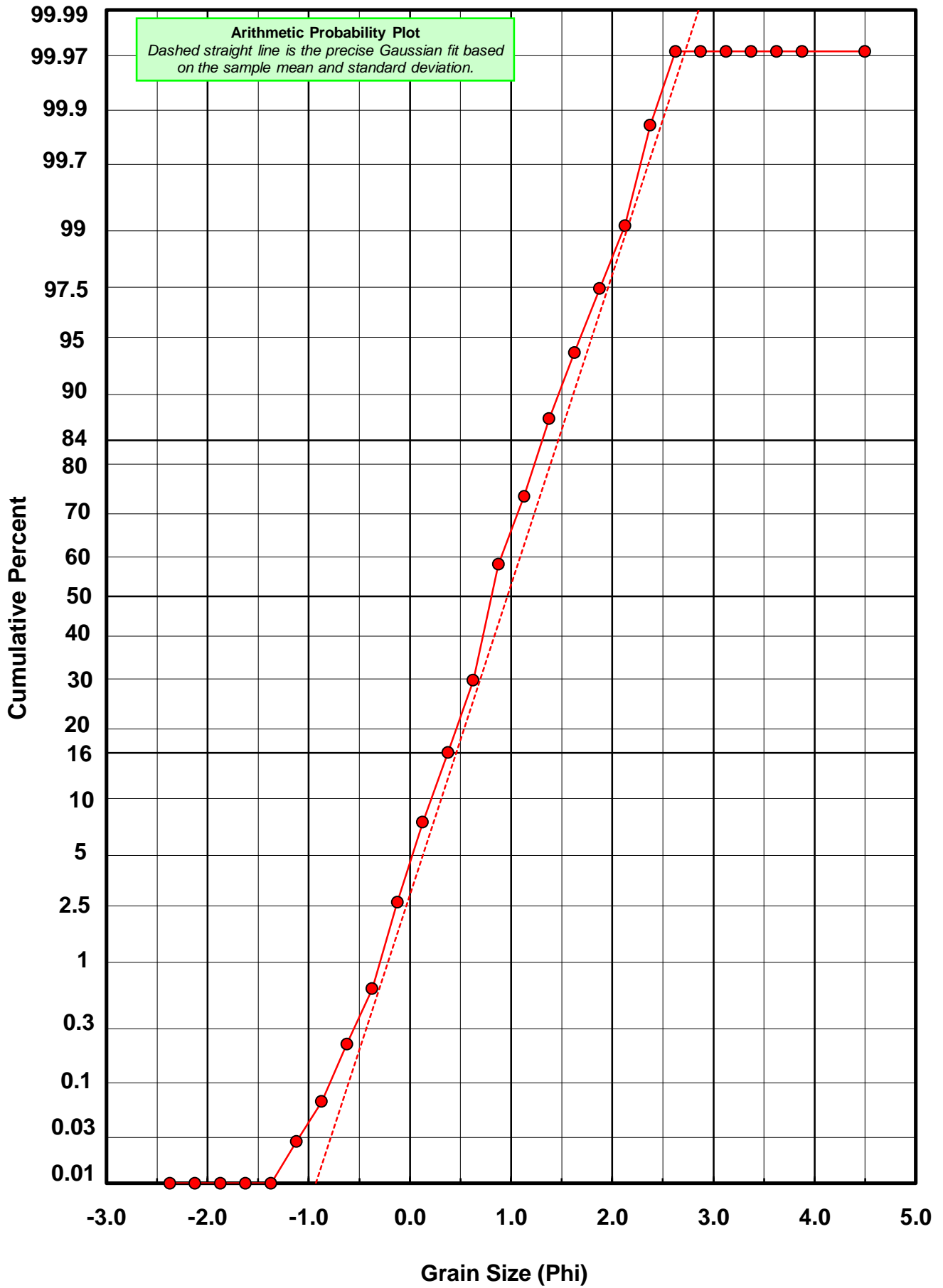
* RARD = reciprocal absolute relative dispersion (see below)

Statistical Explanation	
Calculations based on the Method of Moments	
Skewness: 3rd Stand. Moment; Exact Gaussian = 0.0	
Kurtosis: 4th Stand. Moment; Exact Gaussian = 3.0	
For Further Explanation, See Basille et al. 2002	
Millimeter data calculated by $mm = 2^{-(\phi)}$	

Reciprocal Absolute Relative Dispersion (RARD) Scale	
< 0.5	Excellent homogeneity (e.g., beaches)
0.5 to 1.0	Good homogeneity
1.0 to 1.33	Fair homogeneity
> 1.33	Poor homogeneity (e.g., glacial)



MN-12-BB



Post-Digestion Grain Size Distribution

Onshore Grab Sample

Sample: MN-12-BB

Total Digested Mass: 24.554 grams

% Silica: 43.2 %

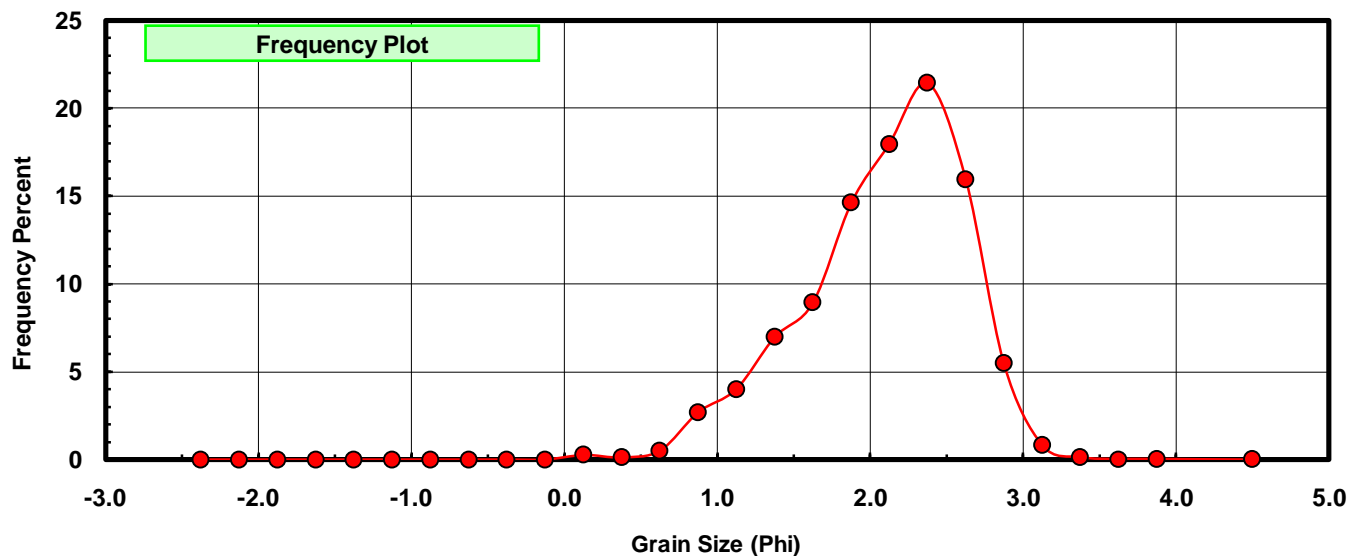
Sieve Size (phi)	Sieve Midpt (phi)	Weight (grams)	Freq Weight %	Cumulative Weight %
-2.25	-2.375	0.000	0.000	0.000
-2.00	-2.125	0.000	0.000	0.000
-1.75	-1.875	0.000	0.000	0.000
-1.50	-1.625	0.000	0.000	0.000
-1.25	-1.375	0.000	0.000	0.000
-1.00	-1.125	0.000	0.000	0.000
-0.75	-0.875	0.000	0.000	0.000
-0.50	-0.625	0.000	0.000	0.000
-0.25	-0.375	0.000	0.000	0.000
0.00	-0.125	0.000	0.000	0.000
0.25	0.125	0.065	0.265	0.265
0.50	0.375	0.032	0.130	0.395
0.75	0.625	0.124	0.505	0.900
1.00	0.875	0.662	2.696	3.596
1.25	1.125	0.983	4.003	7.600
1.50	1.375	1.712	6.972	14.572
1.75	1.625	2.197	8.948	23.520
2.00	1.875	3.589	14.617	38.136
2.25	2.125	4.406	17.944	56.080
2.50	2.375	5.260	21.422	77.503
2.75	2.625	3.911	15.928	93.431
3.00	2.875	1.348	5.490	98.921
3.25	3.125	0.204	0.831	99.752
3.50	3.375	0.036	0.147	99.898
3.75	3.625	0.011	0.045	99.943
4.00	3.875	0.008	0.033	99.976
5.00	4.500	0.006	0.024	100.000

Statistical Results			
Mean:	2.0889	phi	(0.2351 mm)
Standard Dev:	0.5360	phi-units	(0.6897 mm)
Skewness:	-0.5872	dimensionless	
Kurtosis:	3.1913	dimensionless	
5th Moment:	-4.2681	dimensionless	
6th Moment:	20.2808	dimensionless	
RARD *	0.2566	dimensionless	
Median	2.0403	phi	(0.2431 mm)

* RARD = reciprocal absolute relative dispersion (see below)

Statistical Explanation	
Calculations based on the Method of Moments	
Skewness: 3rd Stand. Moment; Exact Gaussian = 0.0	
Kurtosis: 4th Stand. Moment; Exact Gaussian = 3.0	
For Further Explanation, See Basille et al. 2002	
Millimeter data calculated by $mm = 2^{-(\phi)}$	

Reciprocal Absolute Relative Dispersion (RARD) Scale	
< 0.5	Excellent homogeneity (e.g., beaches)
0.5 to 1.0	Good homogeneity
1.0 to 1.33	Fair homogeneity
> 1.33	Poor homogeneity (e.g., glacial)



MN-12-BB

