

Onshore Grab Sample

Sample: MN-11
Sample Taken By: D. Phelps
Sample Collected On: 12/2/09
Splits? N/A

County: Manatee
Latitude: 27° 25' 59.5"
Longitude: 82° 41' 13.9"
Datum: WGS 84
Surf. Elev: N/A
Datum: N/A

Fine Data Summary

Total Sample Weight 63.025 grams
Total Fines in Sample 0.499 grams
Total Percent Fines 0.79 %

Dry Sieving Summary

Total Sample Weight 61.583 grams
Total Digested Weight 48.165 grams
Total Carbonate Weight 13.418 grams
Total Silica % 78.21 %
Total Carbonate % 21.79 %
Carbonate/Silica Ratio 0.279

General Comments:

None

Description

Worked By: M. Ladle

Pre-Digestion Grain Size Distribution

Onshore Grab Sample

Sample: MN-11

Total Sample Mass: 61.583 grams

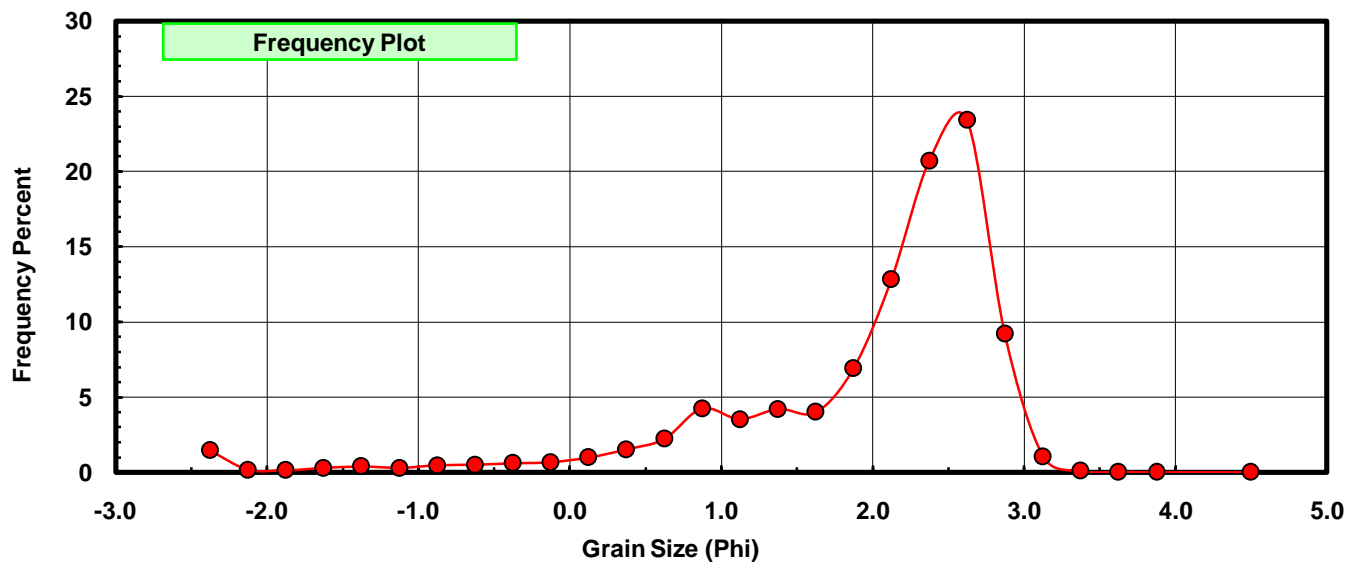
Sieve Size (phi)	Sieve Midpt (phi)	Weight (grams)	Freq Weight %	Cumulative Weight %
-2.25	-2.375	0.904	1.468	1.468
-2.00	-2.125	0.098	0.159	1.627
-1.75	-1.875	0.091	0.148	1.775
-1.50	-1.625	0.176	0.286	2.061
-1.25	-1.375	0.245	0.398	2.458
-1.00	-1.125	0.178	0.289	2.748
-0.75	-0.875	0.278	0.451	3.199
-0.50	-0.625	0.312	0.507	3.706
-0.25	-0.375	0.371	0.602	4.308
0.00	-0.125	0.410	0.666	4.974
0.25	0.125	0.611	0.992	5.966
0.50	0.375	0.932	1.513	7.479
0.75	0.625	1.366	2.218	9.697
1.00	0.875	2.613	4.243	13.941
1.25	1.125	2.173	3.529	17.469
1.50	1.375	2.593	4.211	21.680
1.75	1.625	2.466	4.004	25.684
2.00	1.875	4.270	6.934	32.618
2.25	2.125	7.912	12.848	45.465
2.50	2.375	12.754	20.710	66.176
2.75	2.625	14.420	23.416	89.591
3.00	2.875	5.661	9.192	98.784
3.25	3.125	0.655	1.064	99.847
3.50	3.375	0.062	0.101	99.948
3.75	3.625	0.015	0.024	99.972
4.00	3.875	0.009	0.015	99.987
5.00	4.50	0.008	0.013	100.000

Statistical Results			
Mean:	1.9685	phi	(0.2555 mm)
Standard Dev:	1.0120	phi-units	(0.4958 mm)
Skewness:	-2.1430	dimensionless	
Kurtosis:	8.3126	dimensionless	
5th Moment:	-31.1145	dimensionless	
6th Moment:	124.4636	dimensionless	
RARD *	0.5141	dimensionless	
Median	2.1797	phi	(0.2207 mm)

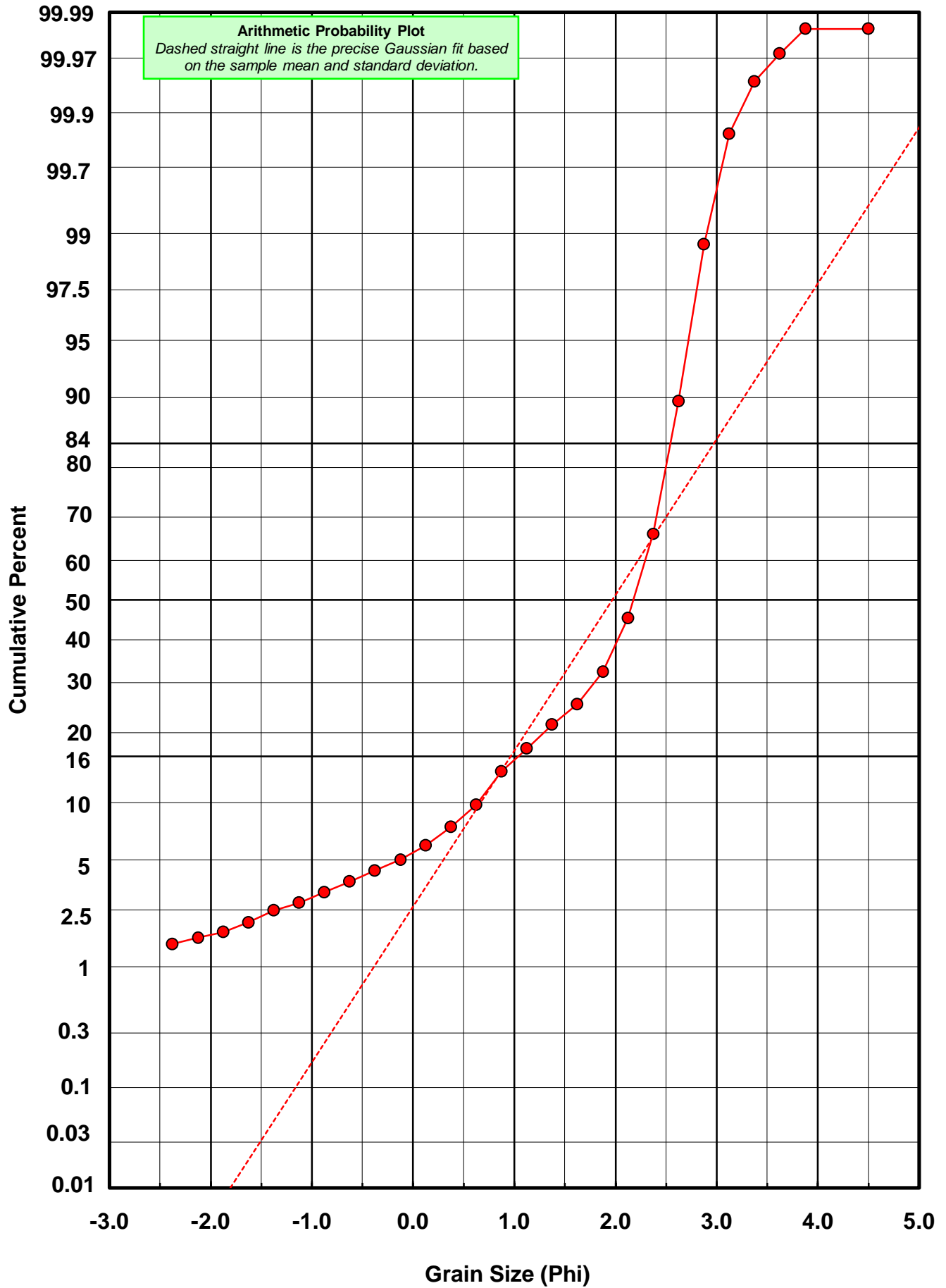
* RARD = reciprocal absolute relative dispersion (see below)

Statistical Explanation	
Calculations based on the Method of Moments	
Skewness: 3rd Stand. Moment; Exact Gaussian = 0.0	
Kurtosis: 4th Stand. Moment; Exact Gaussian = 3.0	
For Further Explanation, See Basille et al. 2002	
Millimeter data calculated by $mm = 2^{-(\phi)}$	

Reciprocal Absolute Relative Dispersion (RARD) Scale	
< 0.5	Excellent homogeneity (e.g., beaches)
0.5 to 1.0	Good homogeneity
1.0 to 1.33	Fair homogeneity
> 1.33	Poor homogeneity (e.g., glacial)



MN-11



Carbonate Grain Size Distribution

Onshore Grab Sample

Sample: MN-11

Total Carbonate Mass: 14.400 grams

% Carbonate: 21.8 %

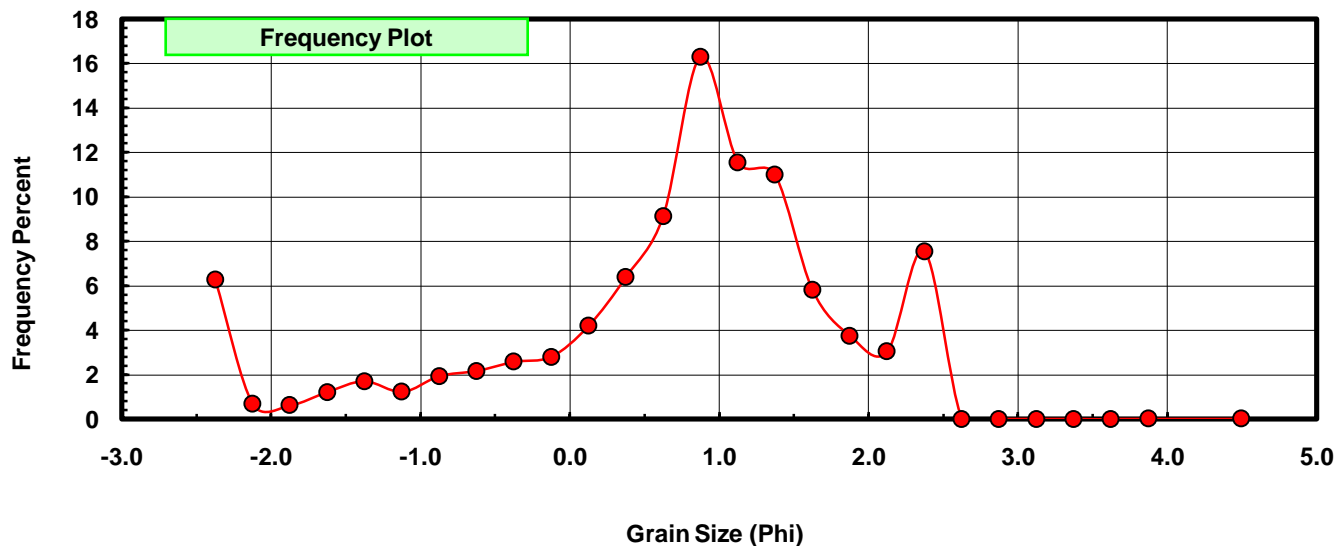
Sieve Size (phi)	Sieve Midpt (phi)	Weight (grams)	Freq Weight %	Cumulative Weight %
-2.25	-2.375	0.904	6.278	6.278
-2.00	-2.125	0.098	0.681	6.958
-1.75	-1.875	0.091	0.632	7.590
-1.50	-1.625	0.176	1.222	8.813
-1.25	-1.375	0.245	1.701	10.514
-1.00	-1.125	0.178	1.236	11.750
-0.75	-0.875	0.278	1.931	13.681
-0.50	-0.625	0.312	2.167	15.847
-0.25	-0.375	0.371	2.576	18.424
0.00	-0.125	0.404	2.806	21.229
0.25	0.125	0.605	4.201	25.431
0.50	0.375	0.921	6.396	31.826
0.75	0.625	1.315	9.132	40.958
1.00	0.875	2.347	16.299	57.257
1.25	1.125	1.663	11.549	68.806
1.50	1.375	1.583	10.993	79.799
1.75	1.625	0.839	5.826	85.625
2.00	1.875	0.539	3.743	89.368
2.25	2.125	0.438	3.042	92.410
2.50	2.375	1.088	7.556	99.965
2.75	2.625	0.000	0.000	99.965
3.00	2.875	0.000	0.000	99.965
3.25	3.125	0.000	0.000	99.965
3.50	3.375	0.000	0.000	99.965
3.75	3.625	0.000	0.000	99.965
4.00	3.875	0.002	0.014	99.979
5.00	4.500	0.003	0.021	100.000

Statistical Results			
Mean:	0.6442	phi	(0.6398 mm)
Standard Dev:	1.2606	phi-units	(0.4174 mm)
Skewness:	-0.9626	dimensionless	
Kurtosis:	3.3459	dimensionless	
5th Moment:	-5.9024	dimensionless	
6th Moment:	15.8520	dimensionless	
RARD *	1.9567	dimensionless	
Median	0.7637	phi	(0.589 mm)

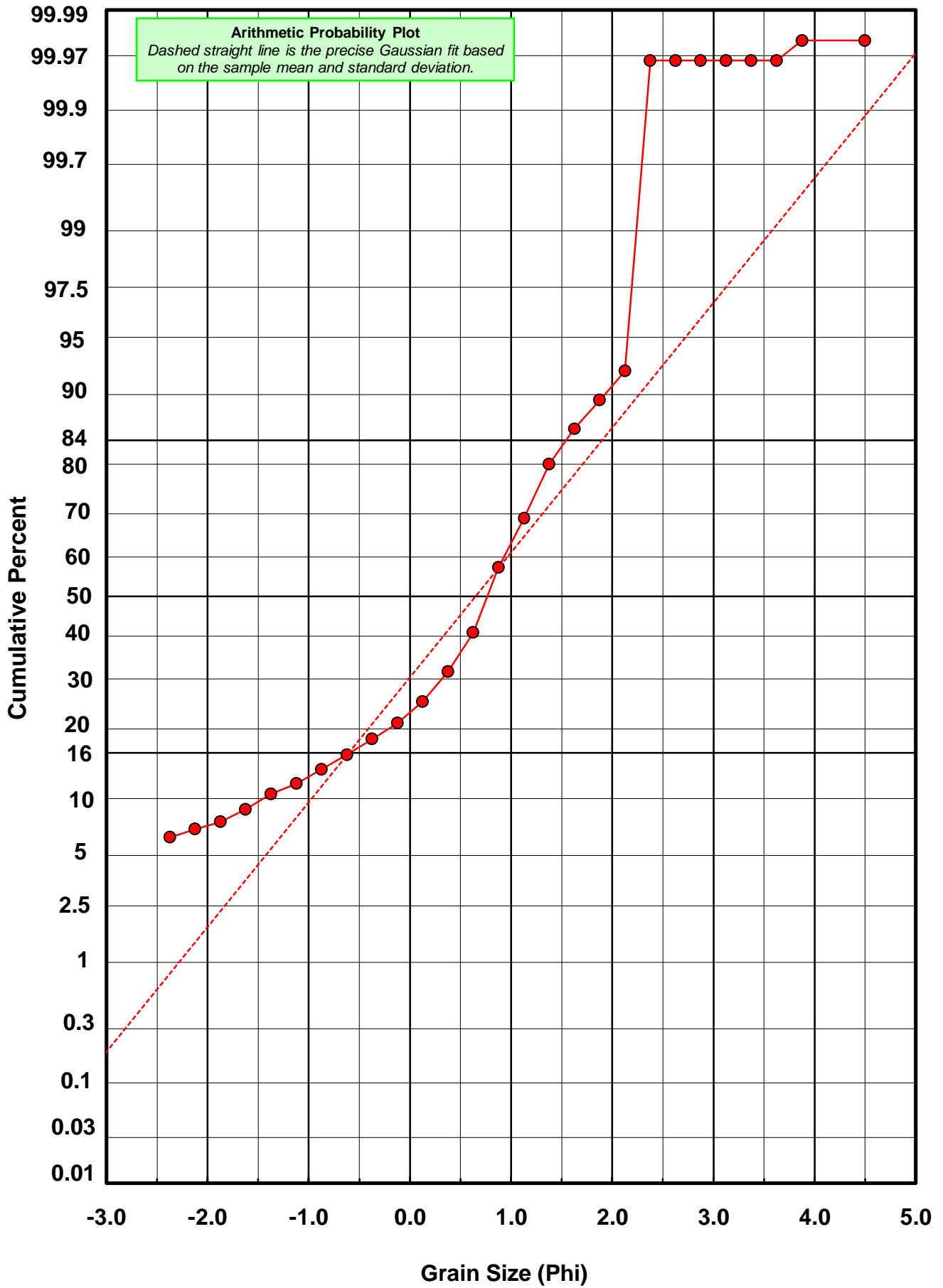
* RARD = reciprocal absolute relative dispersion (see below)

Statistical Explanation	
Calculations based on the Method of Moments	
Skewness: 3rd Stand. Moment; Exact Gaussian = 0.0	
Kurtosis: 4th Stand. Moment; Exact Gaussian = 3.0	
For Further Explanation, See Basille et al. 2002	
Millimeter data calculated by $mm = 2^{-(\phi)}$	

Reciprocal Absolute Relative Dispersion (RARD) Scale	
< 0.5	Excellent homogeneity (e.g., beaches)
0.5 to 1.0	Good homogeneity
1.0 to 1.33	Fair homogeneity
> 1.33	Poor homogeneity (e.g., glacial)



MN-11



Post-Digestion Grain Size Distribution

Onshore Grab Sample

Sample: MN-11

Total Digested Mass: 48.165 grams

% Silica: 78.2 %

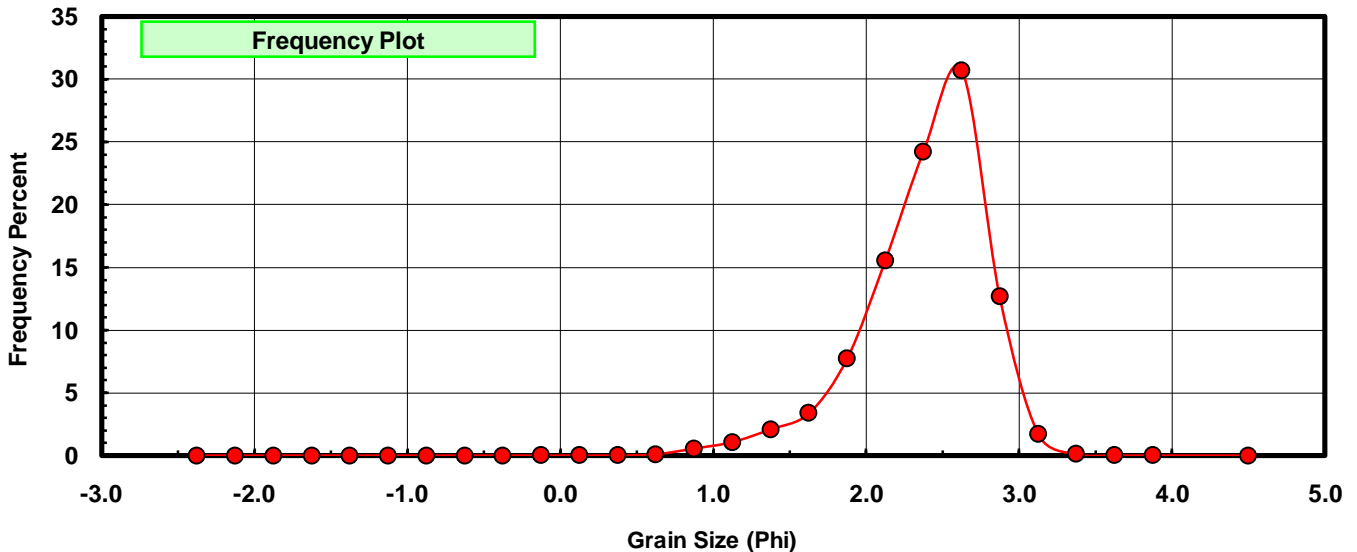
Sieve Size (phi)	Sieve Midpt (phi)	Weight (grams)	Freq Weight %	Cumulative Weight %
-2.25	-2.375	0.000	0.000	0.000
-2.00	-2.125	0.000	0.000	0.000
-1.75	-1.875	0.000	0.000	0.000
-1.50	-1.625	0.000	0.000	0.000
-1.25	-1.375	0.000	0.000	0.000
-1.00	-1.125	0.000	0.000	0.000
-0.75	-0.875	0.000	0.000	0.000
-0.50	-0.625	0.000	0.000	0.000
-0.25	-0.375	0.000	0.000	0.000
0.00	-0.125	0.006	0.012	0.012
0.25	0.125	0.006	0.012	0.025
0.50	0.375	0.011	0.023	0.048
0.75	0.625	0.051	0.106	0.154
1.00	0.875	0.266	0.552	0.706
1.25	1.125	0.510	1.059	1.765
1.50	1.375	1.010	2.097	3.862
1.75	1.625	1.627	3.378	7.240
2.00	1.875	3.731	7.746	14.986
2.25	2.125	7.474	15.517	30.503
2.50	2.375	11.666	24.221	54.724
2.75	2.625	14.773	30.672	85.396
3.00	2.875	6.106	12.677	98.073
3.25	3.125	0.835	1.734	99.807
3.50	3.375	0.064	0.133	99.940
3.75	3.625	0.017	0.035	99.975
4.00	3.875	0.007	0.015	99.990
5.00	4.500	0.005	0.010	100.000

Statistical Results			
Mean:	2.3820	phi	(0.1918 mm)
Standard Dev:	0.4127	phi-units	(0.7512 mm)
Skewness:	-1.0105	dimensionless	
Kurtosis:	4.7196	dimensionless	
5th Moment:	-11.7783	dimensionless	
6th Moment:	51.2094	dimensionless	
RARD *	0.1733	dimensionless	
Median	2.3262	phi	(0.1994 mm)

* RARD = reciprocal absolute relative dispersion (see below)

Statistical Explanation	
Calculations based on the Method of Moments	
Skewness: 3rd Stand. Moment; Exact Gaussian = 0.0	
Kurtosis: 4th Stand. Moment; Exact Gaussian = 3.0	
For Further Explanation, See Basille et al. 2002	
Millimeter data calculated by $mm = 2^{-(\phi)}$	

Reciprocal Absolute Relative Dispersion (RARD) Scale	
< 0.5	Excellent homogeneity (e.g., beaches)
0.5 to 1.0	Good homogeneity
1.0 to 1.33	Fair homogeneity
> 1.33	Poor homogeneity (e.g., glacial)



MN-11

