

Onshore Grab Sample

Sample: MN-09-BB
Sample Taken By: D. Phelps
Sample Collected On: 12/2/09
Splits? N/A

County: Manatee
Latitude: 27° 26' 43.6"
Longitude: 82° 41' 27.6"
Datum: WGS 84
Surf. Elev: N/A
Datum: N/A

Fine Data Summary

Total Sample Weight 54.105 grams
Total Fines in Sample 0.185 grams
Total Percent Fines 0.34 %

Dry Sieving Summary

Total Sample Weight 53.573 grams
Total Digested Weight 52.424 grams
Total Carbonate Weight 1.149 grams
Total Silica % 97.86 %
Total Carbonate % 2.14 %
Carbonate/Silica Ratio 0.022

General Comments:

None

Description

Worked By: M. Ladle

Pre-Digestion Grain Size Distribution

Onshore Grab Sample

Sample: MN-09-BB

Total Sample Mass: 53.573 grams

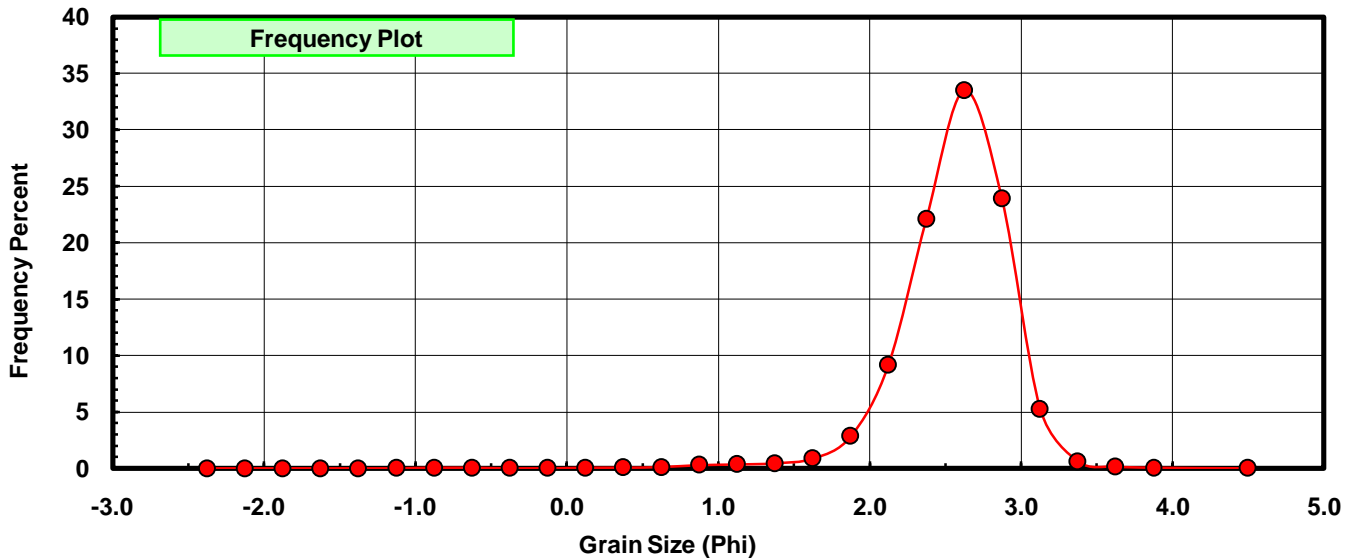
Sieve Size (phi)	Sieve Midpt (phi)	Weight (grams)	Freq Weight %	Cumulative Weight %
-2.25	-2.375	0.000	0.000	0.000
-2.00	-2.125	0.000	0.000	0.000
-1.75	-1.875	0.000	0.000	0.000
-1.50	-1.625	0.000	0.000	0.000
-1.25	-1.375	0.000	0.000	0.000
-1.00	-1.125	0.011	0.021	0.021
-0.75	-0.875	0.027	0.050	0.071
-0.50	-0.625	0.019	0.035	0.106
-0.25	-0.375	0.010	0.019	0.125
0.00	-0.125	0.009	0.017	0.142
0.25	0.125	0.025	0.047	0.189
0.50	0.375	0.039	0.073	0.261
0.75	0.625	0.061	0.114	0.375
1.00	0.875	0.156	0.291	0.666
1.25	1.125	0.191	0.357	1.023
1.50	1.375	0.243	0.454	1.476
1.75	1.625	0.471	0.879	2.356
2.00	1.875	1.531	2.858	5.213
2.25	2.125	4.916	9.176	14.390
2.50	2.375	11.837	22.095	36.485
2.75	2.625	17.939	33.485	69.970
3.00	2.875	12.818	23.926	93.896
3.25	3.125	2.827	5.277	99.173
3.50	3.375	0.328	0.612	99.785
3.75	3.625	0.078	0.146	99.931
4.00	3.875	0.029	0.054	99.985
5.00	4.50	0.008	0.015	100.000

Statistical Results			
Mean:	2.5610	phi	(0.1695 mm)
Standard Dev:	0.3816	phi-units	(0.7676 mm)
Skewness:	-1.9440	dimensionless	
Kurtosis:	14.2594	dimensionless	
5th Moment:	-93.1207	dimensionless	
6th Moment:	750.0363	dimensionless	
RARD *	0.1490	dimensionless	
Median	2.4759	phi	(0.1798 mm)

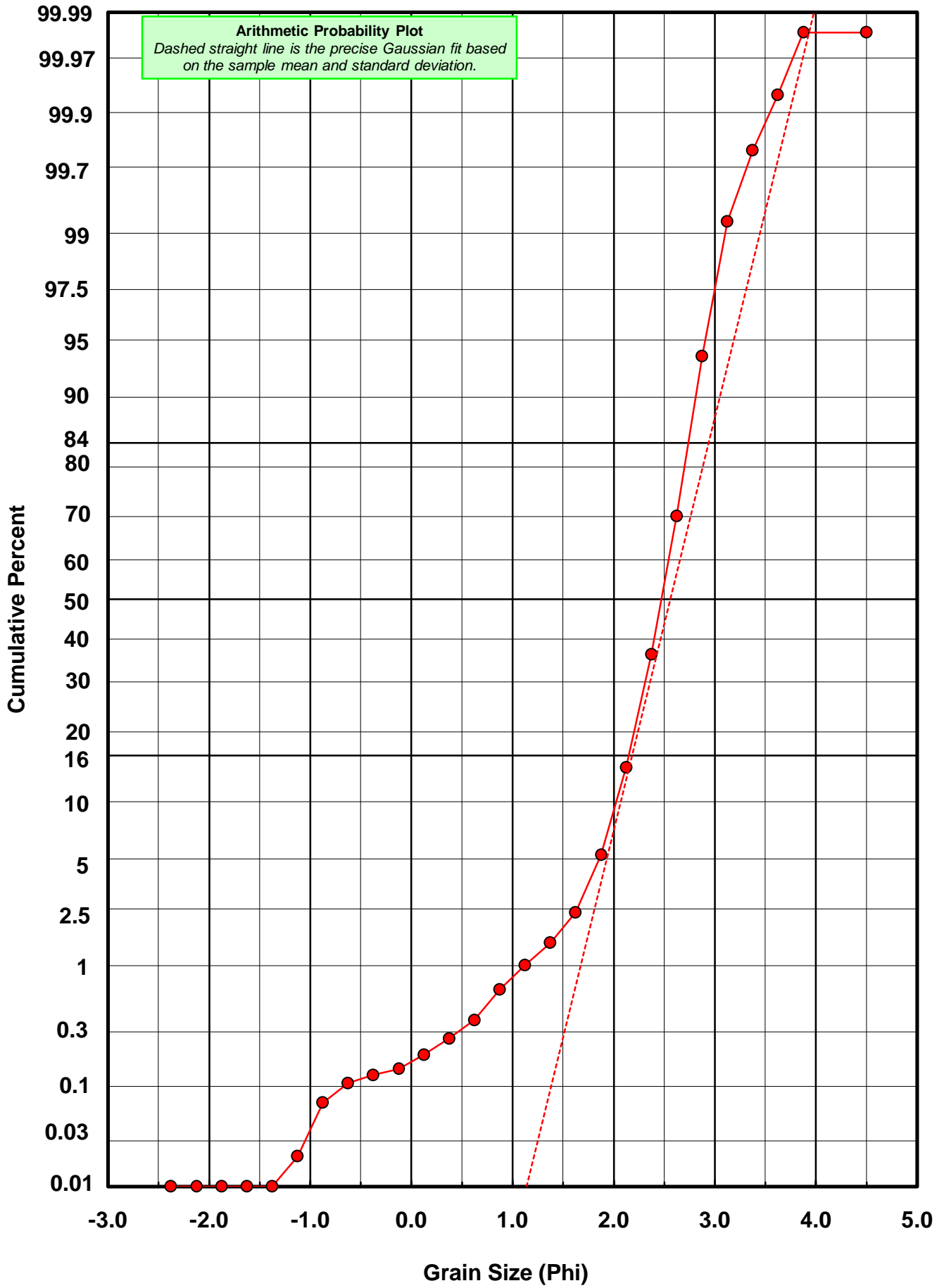
* RARD = reciprocal absolute relative dispersion (see below)

Statistical Explanation	
Calculations based on the Method of Moments	
Skewness: 3rd Stand. Moment; Exact Gaussian = 0.0	
Kurtosis: 4th Stand. Moment; Exact Gaussian = 3.0	
For Further Explanation, See Basille et al. 2002	
Millimeter data calculated by $mm = 2^{-(\phi)}$	

Reciprocal Absolute Relative Dispersion (RARD) Scale	
< 0.5	Excellent homogeneity (e.g., beaches)
0.5 to 1.0	Good homogeneity
1.0 to 1.33	Fair homogeneity
> 1.33	Poor homogeneity (e.g., glacial)



MN-09-BB



Carbonate Grain Size Distribution

Onshore Grab Sample

Sample: MN-09-BB

Total Carbonate Mass: 2.448 grams

% Carbonate: 2.1 %

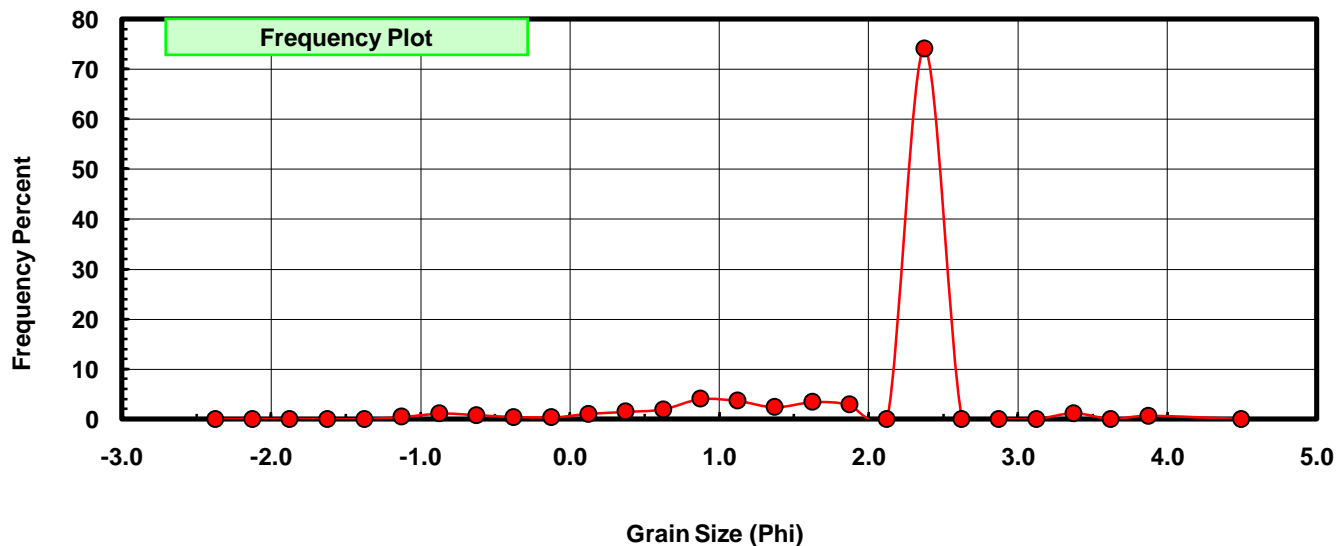
Sieve Size (phi)	Sieve Midpt (phi)	Weight (grams)	Freq Weight %	Cumulative Weight %
-2.25	-2.375	0.000	0.000	0.000
-2.00	-2.125	0.000	0.000	0.000
-1.75	-1.875	0.000	0.000	0.000
-1.50	-1.625	0.000	0.000	0.000
-1.25	-1.375	0.000	0.000	0.000
-1.00	-1.125	0.011	0.449	0.449
-0.75	-0.875	0.027	1.103	1.552
-0.50	-0.625	0.019	0.776	2.328
-0.25	-0.375	0.010	0.408	2.737
0.00	-0.125	0.009	0.368	3.105
0.25	0.125	0.025	1.021	4.126
0.50	0.375	0.036	1.471	5.596
0.75	0.625	0.048	1.961	7.557
1.00	0.875	0.099	4.044	11.601
1.25	1.125	0.090	3.676	15.278
1.50	1.375	0.058	2.369	17.647
1.75	1.625	0.084	3.431	21.078
2.00	1.875	0.071	2.900	23.979
2.25	2.125	0.000	0.000	23.979
2.50	2.375	1.814	74.101	98.080
2.75	2.625	0.000	0.000	98.080
3.00	2.875	0.000	0.000	98.080
3.25	3.125	0.000	0.000	98.080
3.50	3.375	0.029	1.185	99.265
3.75	3.625	0.000	0.000	99.265
4.00	3.875	0.017	0.694	99.959
5.00	4.500	0.001	0.041	100.000

Statistical Results			
Mean:	2.0456	phi	(0.2422 mm)
Standard Dev:	0.7651	phi-units	(0.5884 mm)
Skewness:	-1.9182	dimensionless	
Kurtosis:	7.1601	dimensionless	
5th Moment:	-22.1738	dimensionless	
6th Moment:	84.6209	dimensionless	
RARD *	0.3740	dimensionless	
Median	2.2128	phi	(0.2157 mm)

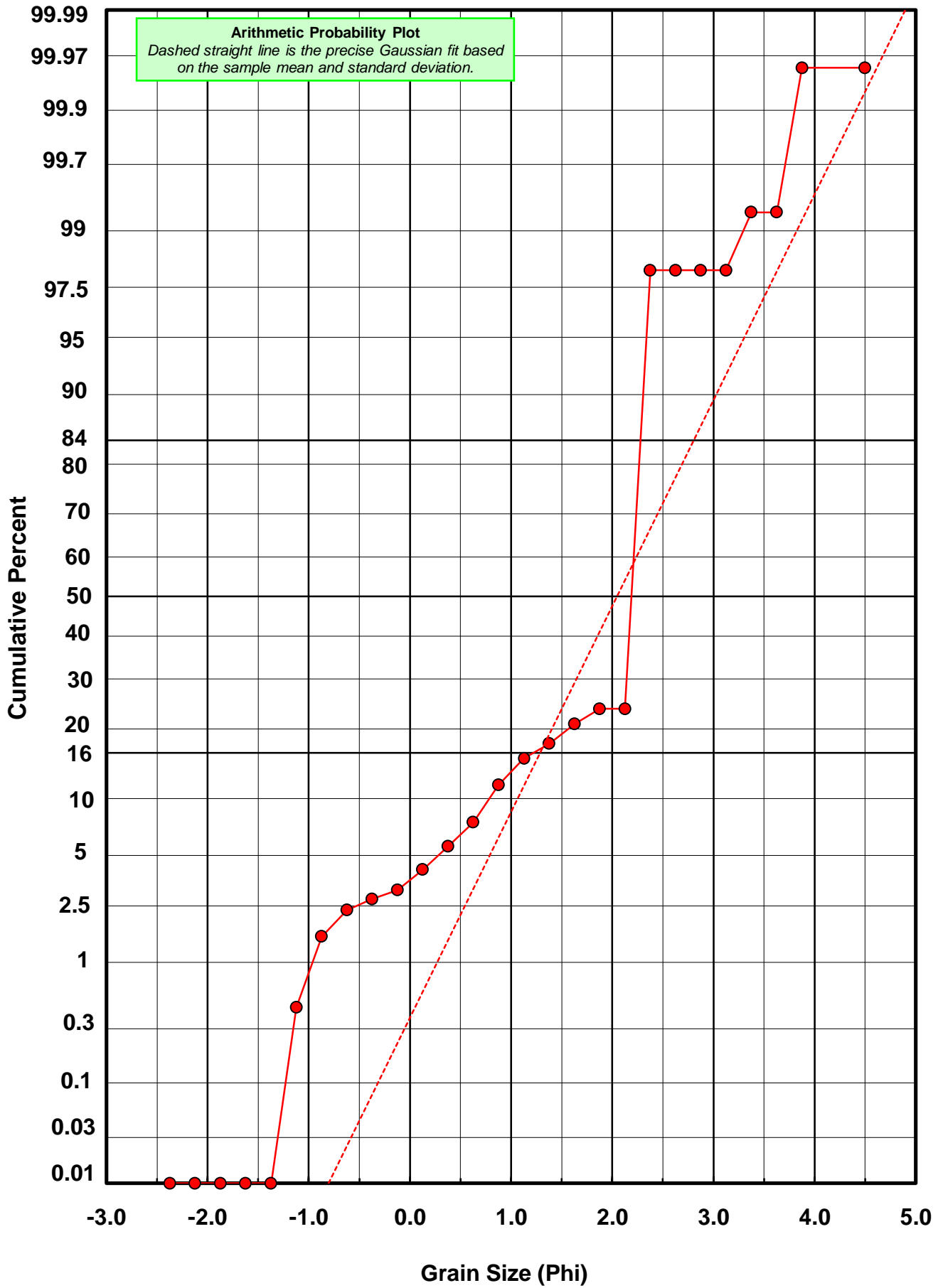
* RARD = reciprocal absolute relative dispersion (see below)

Statistical Explanation	
Calculations based on the Method of Moments	
Skewness: 3rd Stand. Moment; Exact Gaussian = 0.0	
Kurtosis: 4th Stand. Moment; Exact Gaussian = 3.0	
For Further Explanation, See Basille et al. 2002	
Millimeter data calculated by $mm = 2^{-(\phi)}$	

Reciprocal Absolute Relative Dispersion (RARD) Scale	
< 0.5	Excellent homogeneity (e.g., beaches)
0.5 to 1.0	Good homogeneity
1.0 to 1.33	Fair homogeneity
> 1.33	Poor homogeneity (e.g., glacial)



MN-09-BB



Post-Digestion Grain Size Distribution

Onshore Grab Sample

Sample: MN-09-BB

Total Digested Mass: 52.424 grams

% Silica: 97.9 %

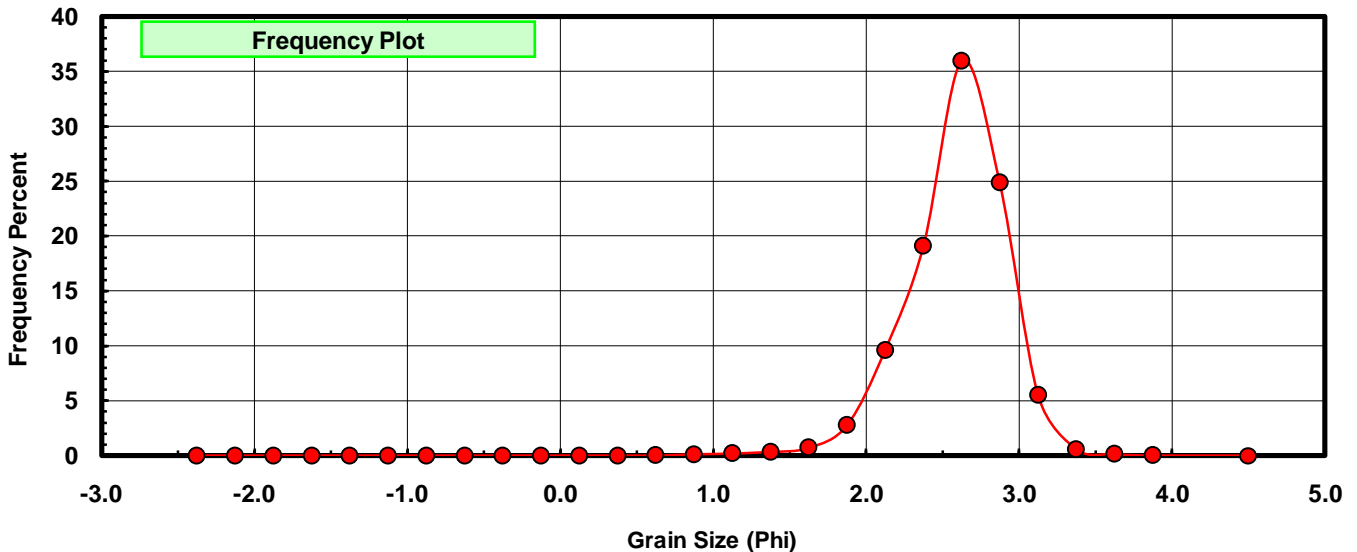
Sieve Size (phi)	Sieve Midpt (phi)	Weight (grams)	Freq Weight %	Cumulative Weight %
-2.25	-2.375	0.000	0.000	0.000
-2.00	-2.125	0.000	0.000	0.000
-1.75	-1.875	0.000	0.000	0.000
-1.50	-1.625	0.000	0.000	0.000
-1.25	-1.375	0.000	0.000	0.000
-1.00	-1.125	0.000	0.000	0.000
-0.75	-0.875	0.000	0.000	0.000
-0.50	-0.625	0.000	0.000	0.000
-0.25	-0.375	0.000	0.000	0.000
0.00	-0.125	0.000	0.000	0.000
0.25	0.125	0.000	0.000	0.000
0.50	0.375	0.003	0.006	0.006
0.75	0.625	0.013	0.025	0.031
1.00	0.875	0.057	0.109	0.139
1.25	1.125	0.101	0.193	0.332
1.50	1.375	0.185	0.353	0.685
1.75	1.625	0.387	0.738	1.423
2.00	1.875	1.460	2.785	4.208
2.25	2.125	5.036	9.606	13.814
2.50	2.375	10.023	19.119	32.933
2.75	2.625	18.852	35.961	68.894
3.00	2.875	13.032	24.859	93.753
3.25	3.125	2.879	5.492	99.245
3.50	3.375	0.299	0.570	99.815
3.75	3.625	0.078	0.149	99.964
4.00	3.875	0.012	0.023	99.987
5.00	4.500	0.007	0.013	100.000

Statistical Results			
Mean:	2.5870	phi	(0.1664 mm)
Standard Dev:	0.3300	phi-units	(0.7955 mm)
Skewness:	-0.7880	dimensionless	
Kurtosis:	5.3043	dimensionless	
5th Moment:	-13.2551	dimensionless	
6th Moment:	79.6904	dimensionless	
RARD *	0.1276	dimensionless	
Median	2.4936	phi	(0.1776 mm)

* RARD = reciprocal absolute relative dispersion (see below)

Statistical Explanation	
Calculations based on the Method of Moments	
Skewness: 3rd Stand. Moment; Exact Gaussian = 0.0	
Kurtosis: 4th Stand. Moment; Exact Gaussian = 3.0	
For Further Explanation, See Basille et al. 2002	
Millimeter data calculated by $mm = 2^{-(\phi)}$	

Reciprocal Absolute Relative Dispersion (RARD) Scale	
< 0.5	Excellent homogeneity (e.g., beaches)
0.5 to 1.0	Good homogeneity
1.0 to 1.33	Fair homogeneity
> 1.33	Poor homogeneity (e.g., glacial)



MN-09-BB

