

**Onshore Grab Sample**

**Sample:** MN-08  
**Sample Taken By:** D. Phelps  
**Sample Collected On:** 12/2/09  
**Splits?** N/A

**County:** Manatee  
**Latitude:** 27° 27' 24.7"  
**Longitude:** 82° 41' 44.4"  
**Datum:** WGS 84  
**Surf. Elev:** N/A  
**Datum:** N/A

**Fine Data Summary**

Total Sample Weight 59.032 grams  
Total Fines in Sample 0.281 grams  
Total Percent Fines 0.47 %

**Dry Sieving Summary**

Total Sample Weight 58.757 grams  
Total Digested Weight 50.626 grams  
Total Carbonate Weight 8.131 grams  
Total Silica % 86.16 %  
Total Carbonate % 13.84 %  
Carbonate/Silica Ratio 0.161

**General Comments:**

None

**Description**

Worked By: M. Ladle

# Pre-Digestion Grain Size Distribution

Onshore Grab Sample

Sample: MN-08

Total Sample Mass: 58.757 grams

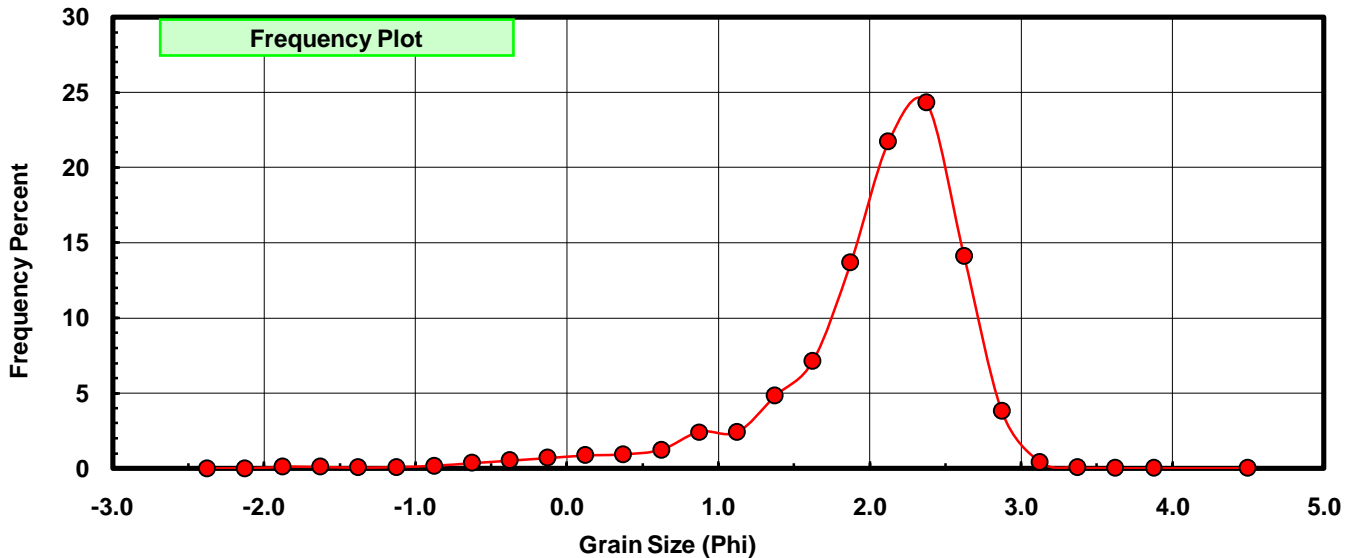
Sieve Size (phi)	Sieve Midpt (phi)	Weight (grams)	Freq Weight %	Cumulative Weight %
-2.25	-2.375	0.000	0.000	0.000
-2.00	-2.125	0.000	0.000	0.000
-1.75	-1.875	0.059	0.100	0.100
-1.50	-1.625	0.052	0.089	0.189
-1.25	-1.375	0.030	0.051	0.240
-1.00	-1.125	0.049	0.083	0.323
-0.75	-0.875	0.099	0.168	0.492
-0.50	-0.625	0.206	0.351	0.842
-0.25	-0.375	0.310	0.528	1.370
0.00	-0.125	0.410	0.698	2.068
0.25	0.125	0.504	0.858	2.926
0.50	0.375	0.543	0.924	3.850
0.75	0.625	0.722	1.229	5.079
1.00	0.875	1.426	2.427	7.505
1.25	1.125	1.408	2.396	9.902
1.50	1.375	2.829	4.815	14.717
1.75	1.625	4.200	7.148	21.865
2.00	1.875	8.029	13.665	35.529
2.25	2.125	12.752	21.703	57.232
2.50	2.375	14.296	24.331	81.563
2.75	2.625	8.298	14.123	95.686
3.00	2.875	2.234	3.802	99.488
3.25	3.125	0.240	0.408	99.896
3.50	3.375	0.034	0.058	99.954
3.75	3.625	0.012	0.020	99.974
4.00	3.875	0.008	0.014	99.988
5.00	4.50	0.007	0.012	100.000

Statistical Results			
Mean:	2.0231	phi	(0.246 mm)
Standard Dev:	0.6593	phi-units	(0.6332 mm)
Skewness:	-1.8701	dimensionless	
Kurtosis:	8.1056	dimensionless	
5th Moment:	-31.9081	dimensionless	
6th Moment:	147.7145	dimensionless	
RARD *	0.3259	dimensionless	
Median	2.0417	phi	(0.2429 mm)

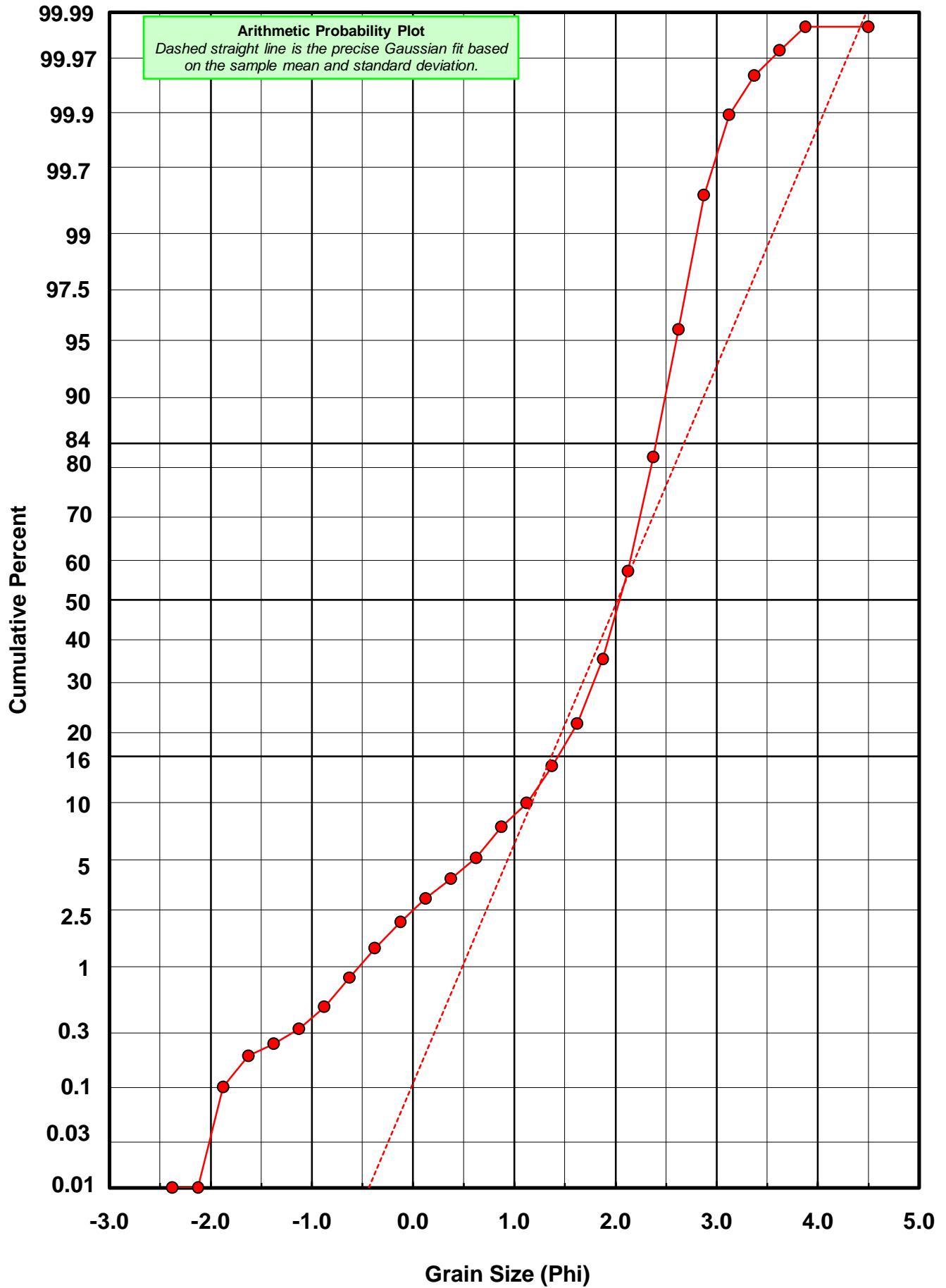
\* RARD = reciprocal absolute relative dispersion (see below)

Statistical Explanation	
Calculations based on the Method of Moments	
Skewness: 3rd Stand. Moment; Exact Gaussian = 0.0	
Kurtosis: 4th Stand. Moment; Exact Gaussian = 3.0	
For Further Explanation, See Basille et al. 2002	
Millimeter data calculated by $mm = 2^{(-\phi)}$	

Reciprocal Absolute Relative Dispersion (RARD) Scale	
< 0.5	Excellent homogeneity (e.g., beaches)
0.5 to 1.0	Good homogeneity
1.0 to 1.33	Fair homogeneity
> 1.33	Poor homogeneity (e.g., glacial)



# MN-08



# Carbonate Grain Size Distribution

Onshore Grab Sample

Sample: MN-08

Total Carbonate Mass: 8.793 grams

% Carbonate: 13.8 %

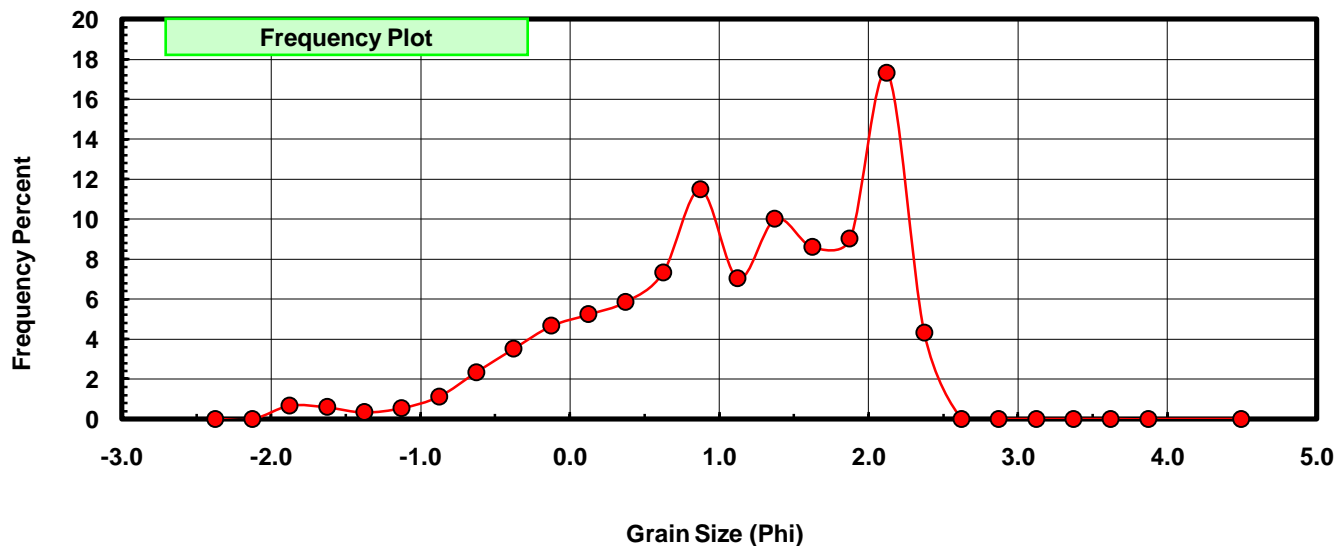
Sieve Size (phi)	Sieve Midpt (phi)	Weight (grams)	Freq Weight %	Cumulative Weight %
-2.25	-2.375	0.000	0.000	0.000
-2.00	-2.125	0.000	0.000	0.000
-1.75	-1.875	0.059	0.671	0.671
-1.50	-1.625	0.052	0.591	1.262
-1.25	-1.375	0.030	0.341	1.604
-1.00	-1.125	0.049	0.557	2.161
-0.75	-0.875	0.099	1.126	3.287
-0.50	-0.625	0.206	2.343	5.629
-0.25	-0.375	0.310	3.526	9.155
0.00	-0.125	0.410	4.663	13.818
0.25	0.125	0.460	5.231	19.049
0.50	0.375	0.515	5.857	24.906
0.75	0.625	0.645	7.335	32.242
1.00	0.875	1.009	11.475	43.717
1.25	1.125	0.618	7.028	50.745
1.50	1.375	0.880	10.008	60.753
1.75	1.625	0.756	8.598	69.351
2.00	1.875	0.792	9.007	78.358
2.25	2.125	1.523	17.321	95.678
2.50	2.375	0.379	4.310	99.989
2.75	2.625	0.000	0.000	99.989
3.00	2.875	0.000	0.000	99.989
3.25	3.125	0.000	0.000	99.989
3.50	3.375	0.000	0.000	99.989
3.75	3.625	0.000	0.000	99.989
4.00	3.875	0.000	0.000	99.989
5.00	4.500	0.001	0.011	100.000

Statistical Results			
Mean:	1.0943	phi	(0.4684 mm)
Standard Dev:	0.9815	phi-units	(0.5065 mm)
Skewness:	-0.6491	dimensionless	
Kurtosis:	2.6531	dimensionless	
5th Moment:	-4.6085	dimensionless	
6th Moment:	13.6957	dimensionless	
RARD *	0.8969	dimensionless	
Median	1.0985	phi	(0.467 mm)

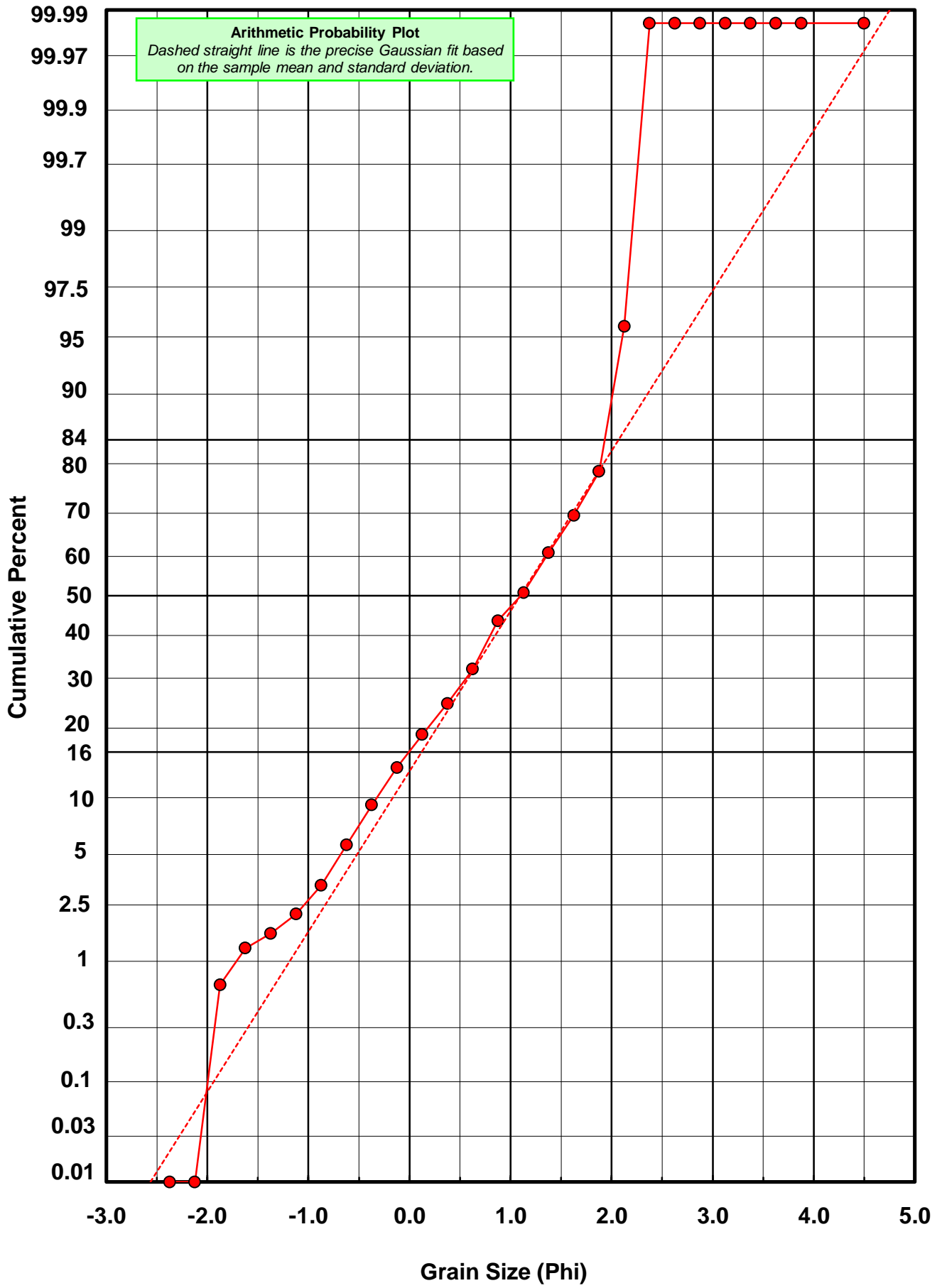
\* RARD = reciprocal absolute relative dispersion (see below)

Statistical Explanation	
Calculations based on the Method of Moments	
Skewness: 3rd Stand. Moment; Exact Gaussian = 0.0	
Kurtosis: 4th Stand. Moment; Exact Gaussian = 3.0	
For Further Explanation, See Basille et al. 2002	
Millimeter data calculated by $mm = 2^{-(\phi)}$	

Reciprocal Absolute Relative Dispersion (RARD) Scale	
< 0.5	Excellent homogeneity (e.g., beaches)
0.5 to 1.0	Good homogeneity
1.0 to 1.33	Fair homogeneity
> 1.33	Poor homogeneity (e.g., glacial)



# MN-08



# Post-Digestion Grain Size Distribution

Onshore Grab Sample

Sample: MN-08

Total Digested Mass: 50.626 grams

% Silica: 86.2 %

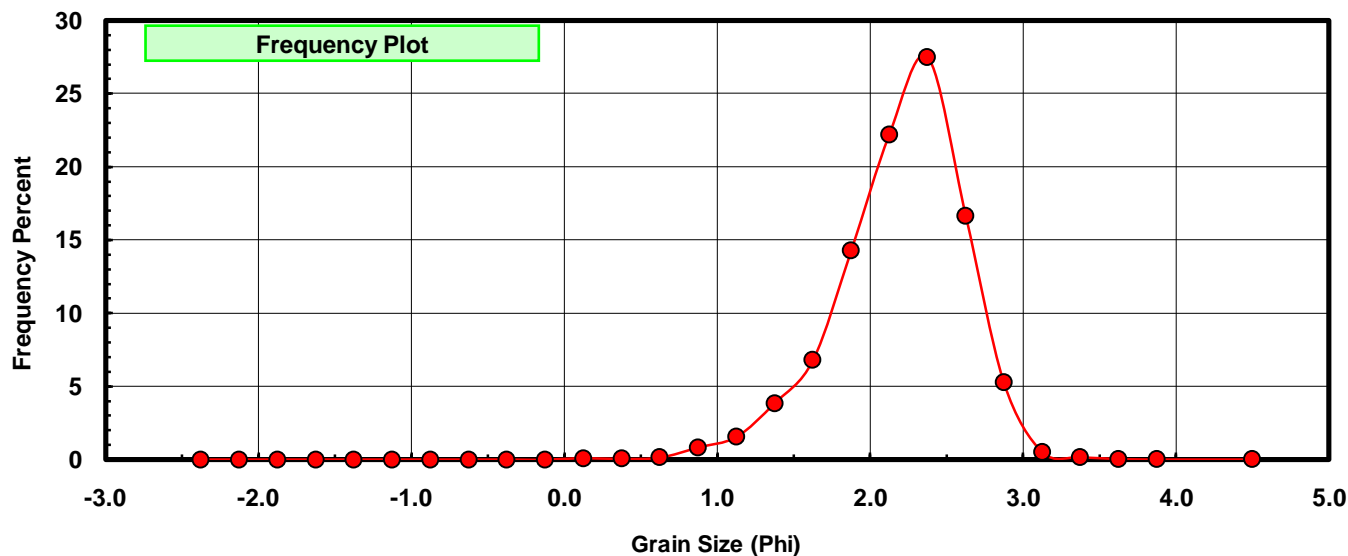
Sieve Size (phi)	Sieve Midpt (phi)	Weight (grams)	Freq Weight %	Cumulative Weight %
-2.25	-2.375	0.000	0.000	0.000
-2.00	-2.125	0.000	0.000	0.000
-1.75	-1.875	0.000	0.000	0.000
-1.50	-1.625	0.000	0.000	0.000
-1.25	-1.375	0.000	0.000	0.000
-1.00	-1.125	0.000	0.000	0.000
-0.75	-0.875	0.000	0.000	0.000
-0.50	-0.625	0.000	0.000	0.000
-0.25	-0.375	0.000	0.000	0.000
0.00	-0.125	0.000	0.000	0.000
0.25	0.125	0.044	0.087	0.087
0.50	0.375	0.028	0.055	0.142
0.75	0.625	0.077	0.152	0.294
1.00	0.875	0.417	0.824	1.118
1.25	1.125	0.790	1.560	2.678
1.50	1.375	1.949	3.850	6.528
1.75	1.625	3.444	6.803	13.331
2.00	1.875	7.237	14.295	27.626
2.25	2.125	11.229	22.180	49.806
2.50	2.375	13.917	27.490	77.296
2.75	2.625	8.420	16.632	93.928
3.00	2.875	2.681	5.296	99.224
3.25	3.125	0.269	0.531	99.755
3.50	3.375	0.087	0.172	99.927
3.75	3.625	0.021	0.041	99.968
4.00	3.875	0.010	0.020	99.988
5.00	4.500	0.006	0.012	100.000

Statistical Results			
Mean:	2.1958	phi	(0.2183 mm)
Standard Dev:	0.4266	phi-units	(0.744 mm)
Skewness:	-0.6809	dimensionless	
Kurtosis:	4.1343	dimensionless	
5th Moment:	-7.3780	dimensionless	
6th Moment:	39.4378	dimensionless	
RARD *	0.1943	dimensionless	
Median	2.1268	phi	(0.229 mm)

\* RARD = reciprocal absolute relative dispersion (see below)

Statistical Explanation	
Calculations based on the Method of Moments	
Skewness: 3rd Stand. Moment; Exact Gaussian = 0.0	
Kurtosis: 4th Stand. Moment; Exact Gaussian = 3.0	
For Further Explanation, See Basille et al. 2002	
Millimeter data calculated by $mm = 2^{-(\phi)}$	

Reciprocal Absolute Relative Dispersion (RARD) Scale	
< 0.5	Excellent homogeneity (e.g., beaches)
0.5 to 1.0	Good homogeneity
1.0 to 1.33	Fair homogeneity
> 1.33	Poor homogeneity (e.g., glacial)



# MN-08

