

## **Onshore Grab Sample**

**Sample:** MN-07  
**Sample Taken By:** D. Phelps  
**Sample Collected On:** 12/2/09  
**Splits?** N/A

**County:** Manatee  
**Latitude:** 27° 28' 11.8"  
**Longitude:** 82° 42' 1.2"  
**Datum:** WGS 84  
**Surf. Elev:** N/A  
**Datum:** N/A

### **Fine Data Summary**

Total Sample Weight	54.583 grams
Total Fines in Sample	0.213 grams
Total Percent Fines	0.39 %

### **Dry Sieving Summary**

Total Sample Weight	54.407 grams
Total Digested Weight	21.573 grams
Total Carbonate Weight	32.834 grams
Total Silica %	39.65 %
Total Carbonate %	60.35 %
Carbonate/Silica Ratio	1.522

### **General Comments:**

None

### **Description**

Worked By: M. Ladle

# Pre-Digestion Grain Size Distribution

Onshore Grab Sample

Sample: MN-07

Total Sample Mass: 54.407 grams

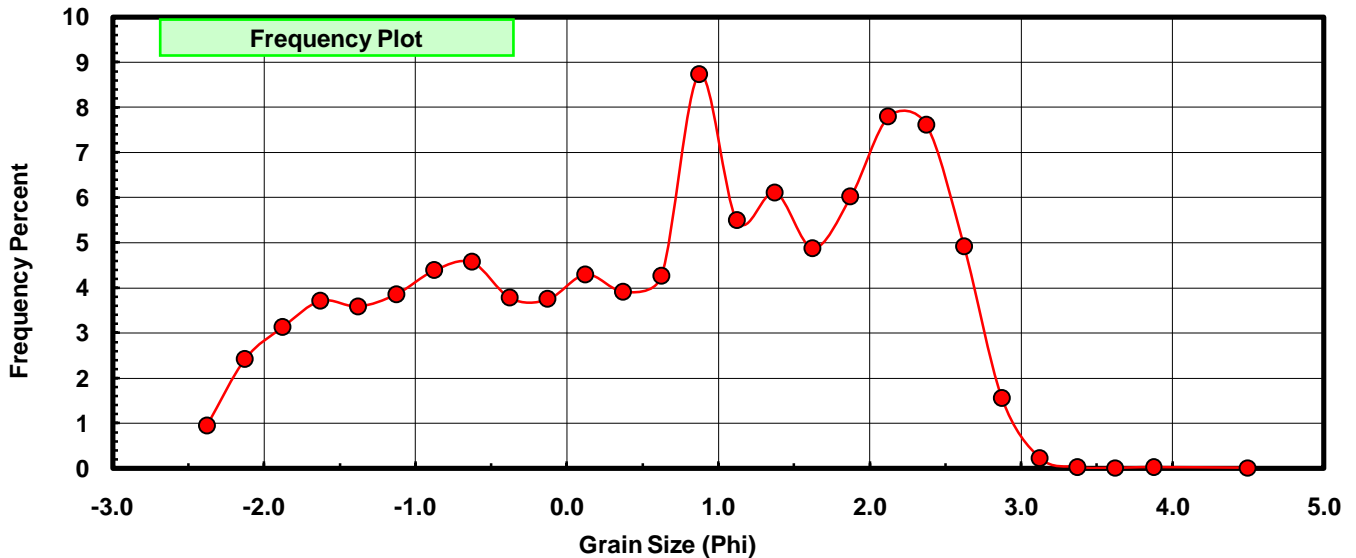
Sieve Size (phi)	Sieve Midpt (phi)	Weight (grams)	Freq Weight %	Cumulative Weight %
-2.25	-2.375	0.514	0.945	0.945
-2.00	-2.125	1.317	2.421	3.365
-1.75	-1.875	1.704	3.132	6.497
-1.50	-1.625	2.019	3.711	10.208
-1.25	-1.375	1.949	3.582	13.791
-1.00	-1.125	2.098	3.856	17.647
-0.75	-0.875	2.388	4.389	22.036
-0.50	-0.625	2.487	4.571	26.607
-0.25	-0.375	2.054	3.775	30.382
0.00	-0.125	2.038	3.746	34.128
0.25	0.125	2.336	4.294	38.422
0.50	0.375	2.129	3.913	42.335
0.75	0.625	2.319	4.262	46.597
1.00	0.875	4.748	8.727	55.324
1.25	1.125	2.987	5.490	60.814
1.50	1.375	3.325	6.111	66.925
1.75	1.625	2.654	4.878	71.803
2.00	1.875	3.273	6.016	77.819
2.25	2.125	4.239	7.791	85.610
2.50	2.375	4.141	7.611	93.221
2.75	2.625	2.675	4.917	98.138
3.00	2.875	0.848	1.559	99.697
3.25	3.125	0.120	0.221	99.917
3.50	3.375	0.015	0.028	99.945
3.75	3.625	0.008	0.015	99.960
4.00	3.875	0.014	0.026	99.985
5.00	4.50	0.008	0.015	100.000

Statistical Results			
Mean:	0.6198	phi	(0.6508 mm)
Standard Dev:	1.4478	phi-units	(0.3666 mm)
Skewness:	-0.3104	dimensionless	
Kurtosis:	1.9276	dimensionless	
5th Moment:	-1.3300	dimensionless	
6th Moment:	4.8413	dimensionless	
RARD *	2.3361	dimensionless	
Median	0.7225	phi	(0.6061 mm)

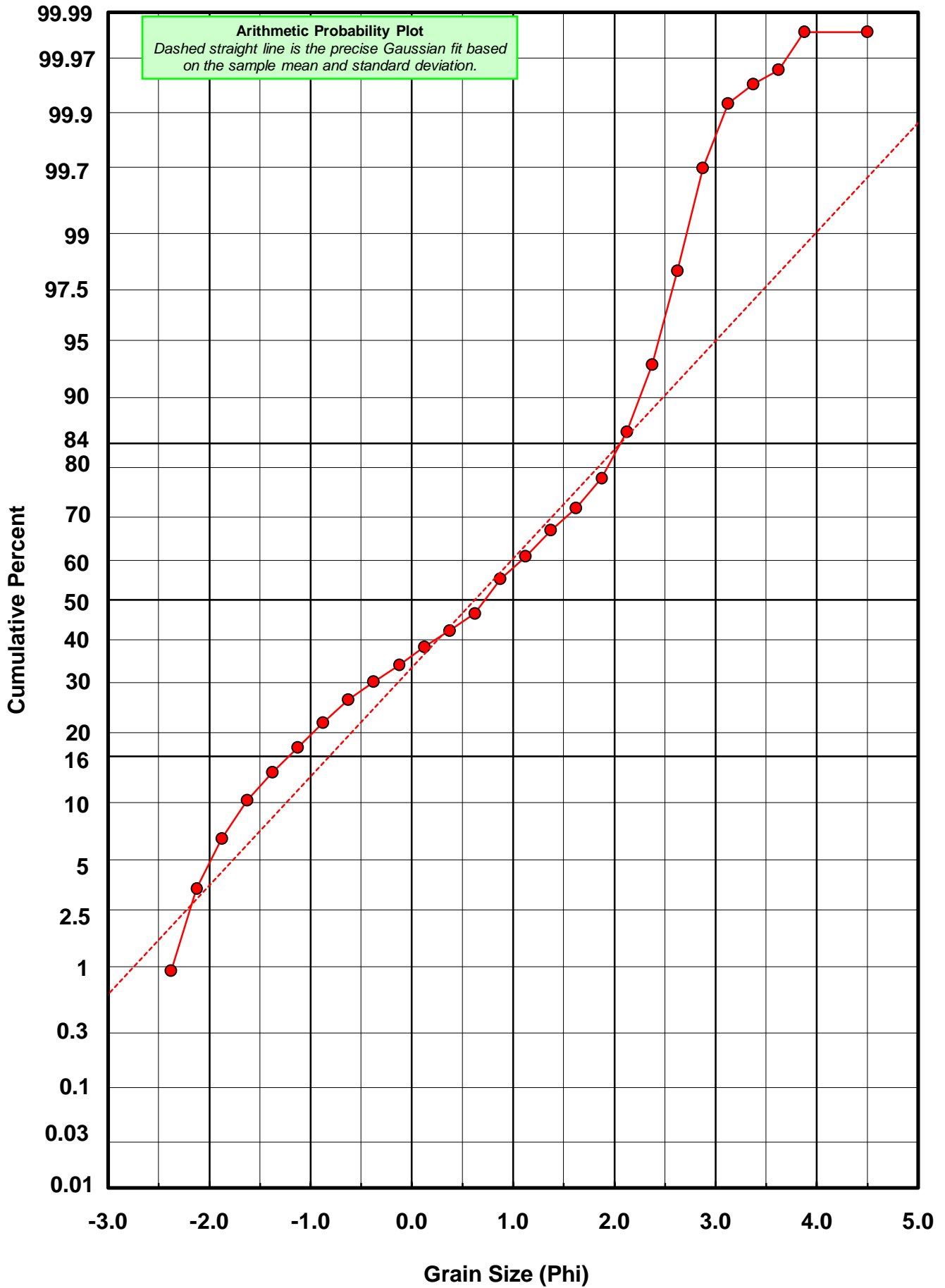
\* RARD = reciprocal absolute relative dispersion (see below)

Statistical Explanation	
Calculations based on the Method of Moments	
Skewness: 3rd Stand. Moment; Exact Gaussian = 0.0	
Kurtosis: 4th Stand. Moment; Exact Gaussian = 3.0	
For Further Explanation, See Basille et al. 2002	
Millimeter data calculated by $mm = 2^{-(\phi)}$	

Reciprocal Absolute Relative Dispersion (RARD) Scale	
< 0.5	Excellent homogeneity (e.g., beaches)
0.5 to 1.0	Good homogeneity
1.0 to 1.33	Fair homogeneity
> 1.33	Poor homogeneity (e.g., glacial)



# MN-07



# Carbonate Grain Size Distribution

Onshore Grab Sample

Sample: MN-07

Total Carbonate Mass: 33.299 grams

% Carbonate: 60.3 %

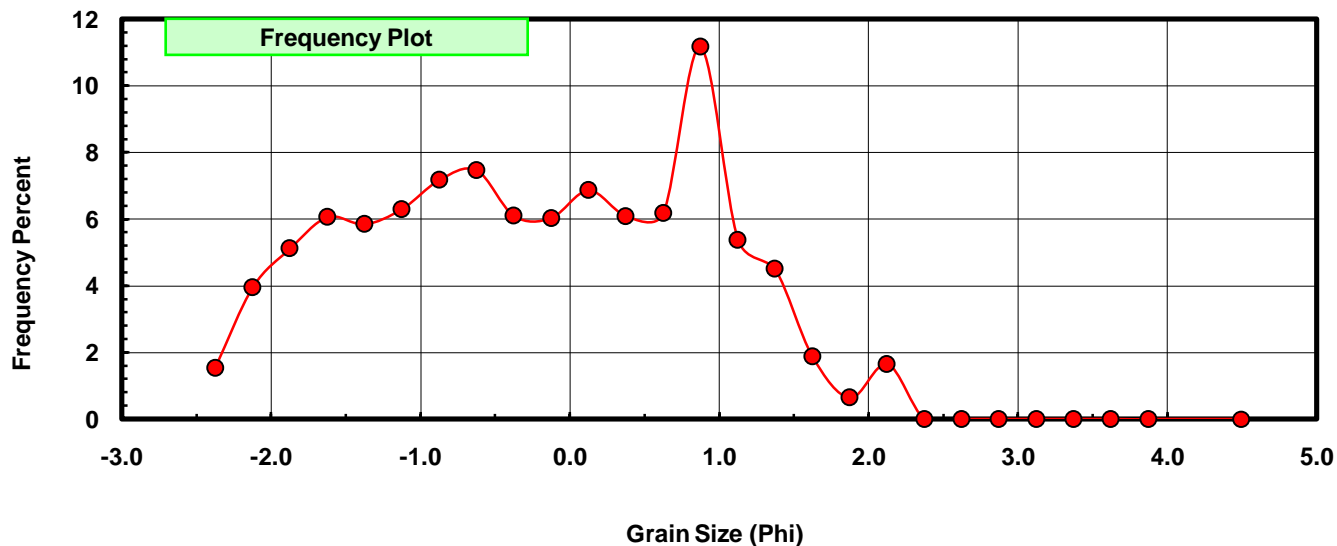
Sieve Size (phi)	Sieve Midpt (phi)	Weight (grams)	Freq Weight %	Cumulative Weight %
-2.25	-2.375	0.514	1.544	1.544
-2.00	-2.125	1.317	3.955	5.499
-1.75	-1.875	1.704	5.117	10.616
-1.50	-1.625	2.019	6.063	16.679
-1.25	-1.375	1.949	5.853	22.532
-1.00	-1.125	2.098	6.300	28.833
-0.75	-0.875	2.388	7.171	36.004
-0.50	-0.625	2.487	7.469	43.473
-0.25	-0.375	2.031	6.099	49.572
0.00	-0.125	2.009	6.033	55.605
0.25	0.125	2.287	6.868	62.473
0.50	0.375	2.029	6.093	68.567
0.75	0.625	2.057	6.177	74.744
1.00	0.875	3.719	11.169	85.912
1.25	1.125	1.792	5.382	91.294
1.50	1.375	1.501	4.508	95.802
1.75	1.625	0.628	1.886	97.688
2.00	1.875	0.217	0.652	98.339
2.25	2.125	0.550	1.652	99.991
2.50	2.375	0.000	0.000	99.991
2.75	2.625	0.000	0.000	99.991
3.00	2.875	0.000	0.000	99.991
3.25	3.125	0.000	0.000	99.991
3.50	3.375	0.000	0.000	99.991
3.75	3.625	0.000	0.000	99.991
4.00	3.875	0.000	0.000	99.991
5.00	4.500	0.003	0.009	100.000

Statistical Results			
Mean:	-0.2377	phi	(1.1791 mm)
Standard Dev:	1.1374	phi-units	(0.4546 mm)
Skewness:	-0.0065	dimensionless	
Kurtosis:	1.9645	dimensionless	
5th Moment:	0.2143	dimensionless	
6th Moment:	5.4642	dimensionless	
RARD *	4.7847	dimensionless	
Median	-0.3573	phi	(1.281 mm)

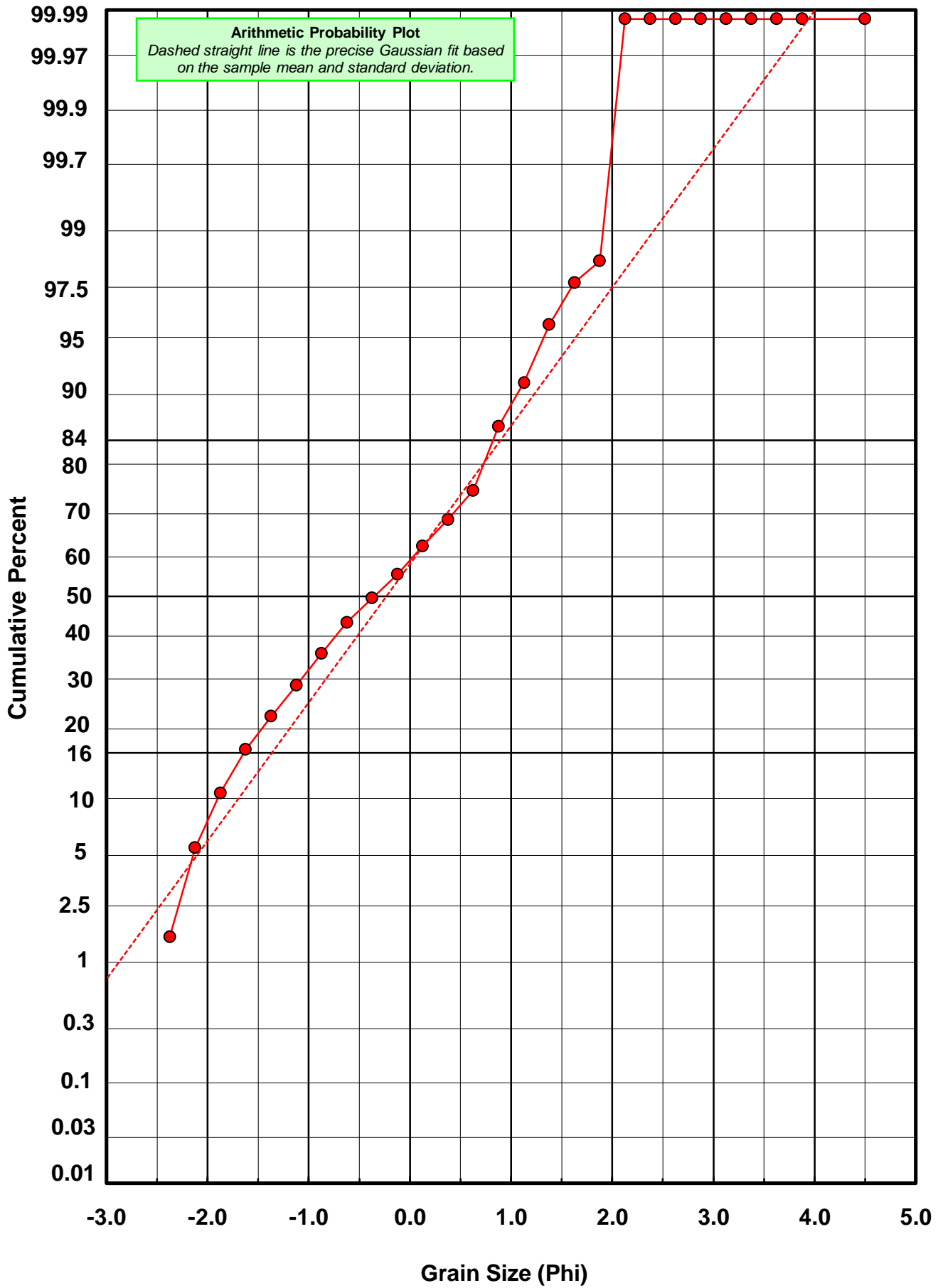
\* RARD = reciprocal absolute relative dispersion (see below)

Statistical Explanation	
Calculations based on the Method of Moments	
Skewness: 3rd Stand. Moment; Exact Gaussian = 0.0	
Kurtosis: 4th Stand. Moment; Exact Gaussian = 3.0	
For Further Explanation, See Basille et al. 2002	
Millimeter data calculated by $mm = 2^{-(\phi)}$	

Reciprocal Absolute Relative Dispersion (RARD) Scale	
< 0.5	Excellent homogeneity (e.g., beaches)
0.5 to 1.0	Good homogeneity
1.0 to 1.33	Fair homogeneity
> 1.33	Poor homogeneity (e.g., glacial)



# MN-07



# Post-Digestion Grain Size Distribution

Onshore Grab Sample

Sample: MN-07

Total Digested Mass: 21.573 grams

% Silica: 39.7 %

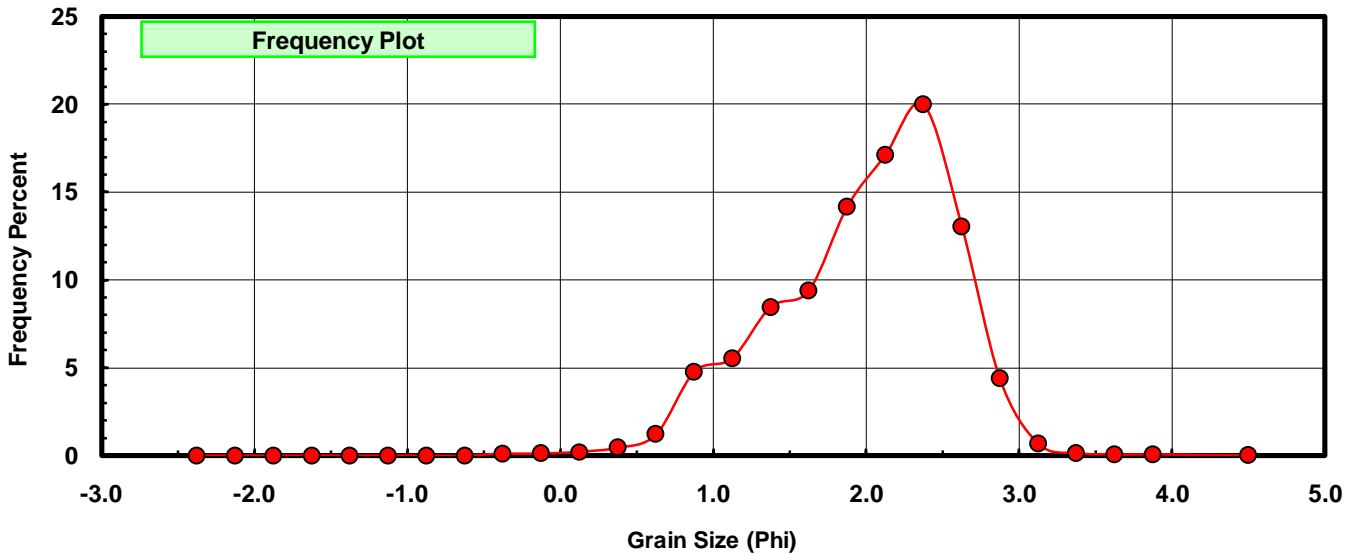
Sieve Size (phi)	Sieve Midpt (phi)	Weight (grams)	Freq Weight %	Cumulative Weight %
-2.25	-2.375	0.000	0.000	0.000
-2.00	-2.125	0.000	0.000	0.000
-1.75	-1.875	0.000	0.000	0.000
-1.50	-1.625	0.000	0.000	0.000
-1.25	-1.375	0.000	0.000	0.000
-1.00	-1.125	0.000	0.000	0.000
-0.75	-0.875	0.000	0.000	0.000
-0.50	-0.625	0.000	0.000	0.000
-0.25	-0.375	0.023	0.107	0.107
0.00	-0.125	0.029	0.134	0.241
0.25	0.125	0.049	0.227	0.468
0.50	0.375	0.100	0.464	0.932
0.75	0.625	0.262	1.214	2.146
1.00	0.875	1.029	4.770	6.916
1.25	1.125	1.195	5.539	12.455
1.50	1.375	1.824	8.455	20.910
1.75	1.625	2.026	9.391	30.302
2.00	1.875	3.056	14.166	44.468
2.25	2.125	3.689	17.100	61.568
2.50	2.375	4.310	19.979	81.546
2.75	2.625	2.812	13.035	94.581
3.00	2.875	0.952	4.413	98.994
3.25	3.125	0.151	0.700	99.694
3.50	3.375	0.032	0.148	99.842
3.75	3.625	0.015	0.070	99.912
4.00	3.875	0.014	0.065	99.977
5.00	4.500	0.005	0.023	100.000

Statistical Results			
Mean:	1.9874	phi	(0.2522 mm)
Standard Dev:	0.5963	phi-units	(0.6615 mm)
Skewness:	-0.5677	dimensionless	
Kurtosis:	3.0772	dimensionless	
5th Moment:	-4.1923	dimensionless	
6th Moment:	19.4722	dimensionless	
RARD *	0.3000	dimensionless	
Median	1.9559	phi	(0.2578 mm)

\* RARD = reciprocal absolute relative dispersion (see below)

Statistical Explanation	
Calculations based on the Method of Moments	
Skewness: 3rd Stand. Moment; Exact Gaussian = 0.0	
Kurtosis: 4th Stand. Moment; Exact Gaussian = 3.0	
For Further Explanation, See Basille et al. 2002	
Millimeter data calculated by $mm = 2^{-(\phi)}$	

Reciprocal Absolute Relative Dispersion (RARD) Scale	
< 0.5	Excellent homogeneity (e.g., beaches)
0.5 to 1.0	Good homogeneity
1.0 to 1.33	Fair homogeneity
> 1.33	Poor homogeneity (e.g., glacial)



# MN-07

