

Onshore Grab Sample

Sample: MN-06-BB
Sample Taken By: D. Phelps
Sample Collected On: 12/2/09
Splits? N/A

County: Manatee
Latitude: 27° 28' 58.8"
Longitude: 82° 42' 21.4"
Datum: WGS 84
Surf. Elev: N/A
Datum: N/A

Fine Data Summary

Total Sample Weight	55.328 grams
Total Fines in Sample	0.133 grams
Total Percent Fines	0.24 %

Dry Sieving Summary

Total Sample Weight	55.062 grams
Total Digested Weight	48.030 grams
Total Carbonate Weight	7.032 grams
Total Silica %	87.23 %
Total Carbonate %	12.77 %
Carbonate/Silica Ratio	0.146

General Comments:

None

Description

Worked By: M. Ladle

Pre-Digestion Grain Size Distribution

Onshore Grab Sample

Sample: MN-06-BB

Total Sample Mass: 55.062 grams

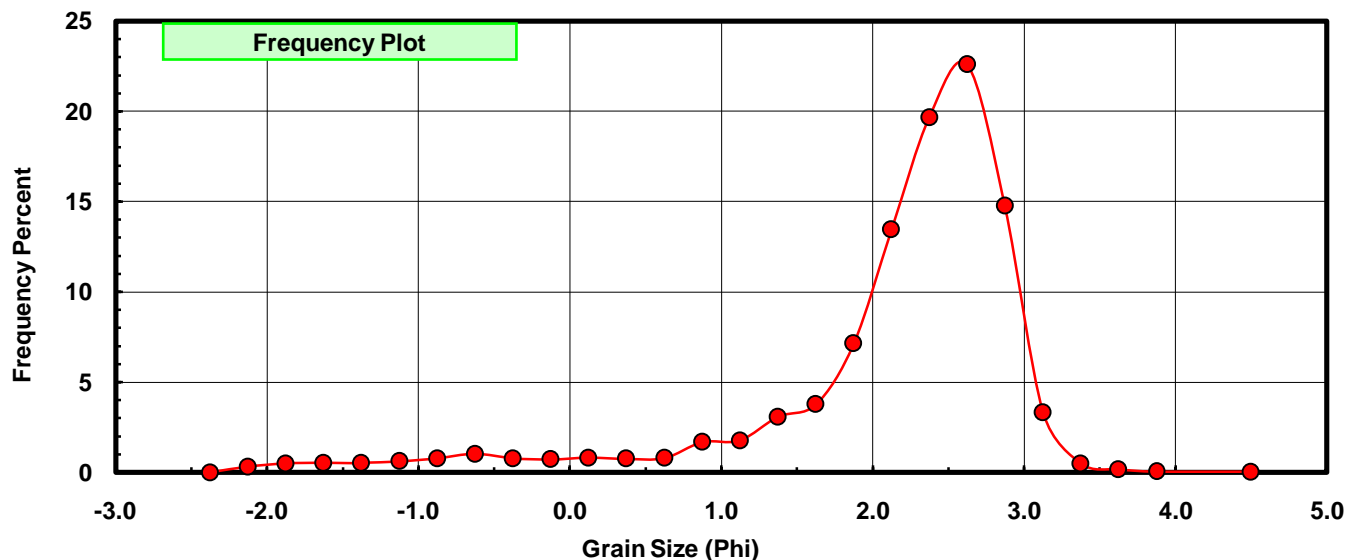
Sieve Size (phi)	Sieve Midpt (phi)	Weight (grams)	Freq Weight %	Cumulative Weight %
-2.25	-2.375	0.000	0.000	0.000
-2.00	-2.125	0.172	0.312	0.312
-1.75	-1.875	0.268	0.487	0.799
-1.50	-1.625	0.288	0.523	1.322
-1.25	-1.375	0.286	0.519	1.842
-1.00	-1.125	0.340	0.617	2.459
-0.75	-0.875	0.423	0.768	3.227
-0.50	-0.625	0.559	1.015	4.242
-0.25	-0.375	0.421	0.765	5.007
0.00	-0.125	0.394	0.716	5.723
0.25	0.125	0.444	0.806	6.529
0.50	0.375	0.412	0.748	7.277
0.75	0.625	0.434	0.788	8.065
1.00	0.875	0.924	1.678	9.744
1.25	1.125	0.974	1.769	11.512
1.50	1.375	1.691	3.071	14.584
1.75	1.625	2.076	3.770	18.354
2.00	1.875	3.933	7.143	25.497
2.25	2.125	7.407	13.452	38.949
2.50	2.375	10.827	19.663	58.612
2.75	2.625	12.440	22.593	81.205
3.00	2.875	8.126	14.758	95.963
3.25	3.125	1.824	3.313	99.275
3.50	3.375	0.270	0.490	99.766
3.75	3.625	0.089	0.162	99.927
4.00	3.875	0.028	0.051	99.978
5.00	4.50	0.012	0.022	100.000

Statistical Results			
Mean:	2.1247	phi	(0.2293 mm)
Standard Dev:	0.9646	phi-units	(0.5124 mm)
Skewness:	-2.1939	dimensionless	
Kurtosis:	8.1010	dimensionless	
5th Moment:	-28.2458	dimensionless	
6th Moment:	105.5774	dimensionless	
RARD *	0.4540	dimensionless	
Median	2.2655	phi	(0.208 mm)

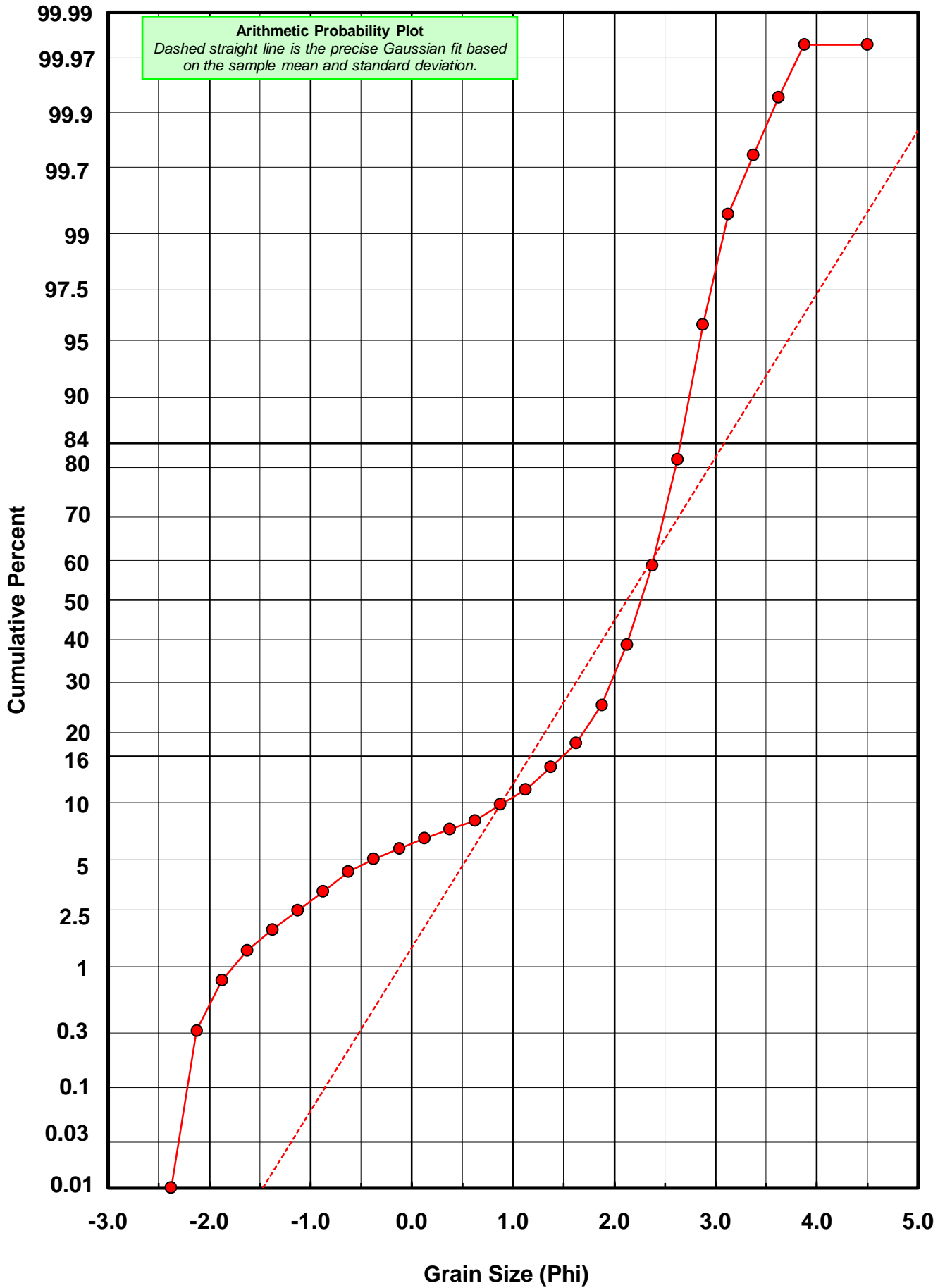
* RARD = reciprocal absolute relative dispersion (see below)

Statistical Explanation	
Calculations based on the Method of Moments	
Skewness: 3rd Stand. Moment; Exact Gaussian = 0.0	
Kurtosis: 4th Stand. Moment; Exact Gaussian = 3.0	
For Further Explanation, See Basille et al. 2002	
Millimeter data calculated by $mm = 2^{-(\phi)}$	

Reciprocal Absolute Relative Dispersion (RARD) Scale	
< 0.5	Excellent homogeneity (e.g., beaches)
0.5 to 1.0	Good homogeneity
1.0 to 1.33	Fair homogeneity
> 1.33	Poor homogeneity (e.g., glacial)



MN-06-BB



Carbonate Grain Size Distribution

Onshore Grab Sample

Sample: MN-06-BB

Total Carbonate Mass: 7.840 grams

% Carbonate: 12.8 %

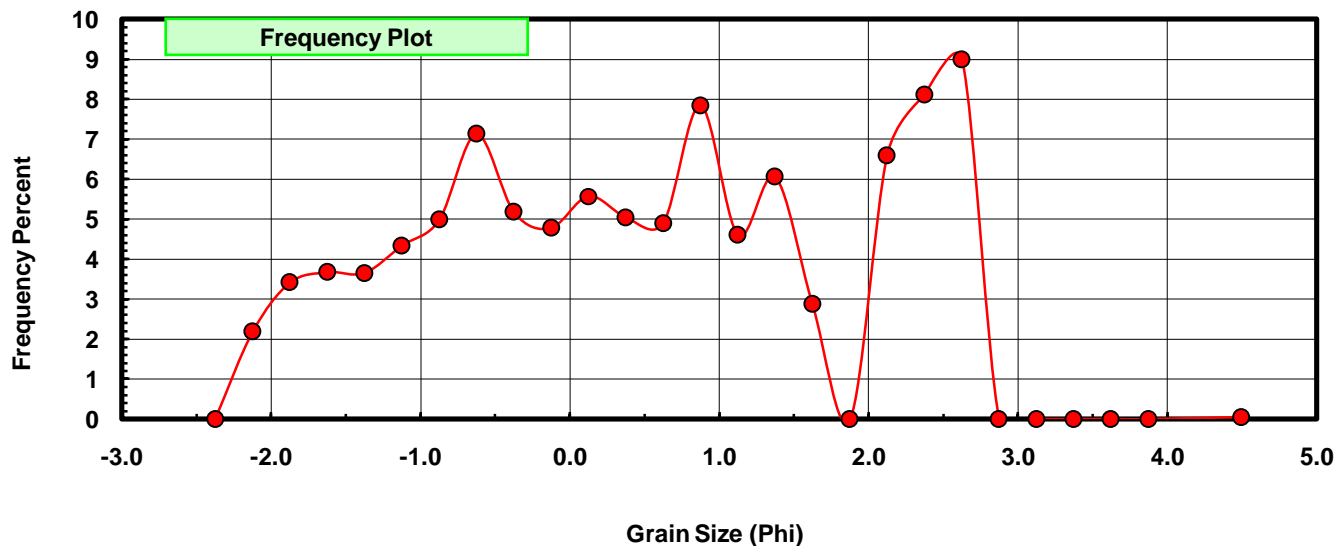
Sieve Size (phi)	Sieve Midpt (phi)	Weight (grams)	Freq Weight %	Cumulative Weight %
-2.25	-2.375	0.000	0.000	0.000
-2.00	-2.125	0.172	2.194	2.194
-1.75	-1.875	0.268	3.418	5.612
-1.50	-1.625	0.288	3.673	9.286
-1.25	-1.375	0.286	3.648	12.934
-1.00	-1.125	0.340	4.337	17.270
-0.75	-0.875	0.391	4.987	22.258
-0.50	-0.625	0.559	7.130	29.388
-0.25	-0.375	0.406	5.179	34.566
0.00	-0.125	0.375	4.783	39.349
0.25	0.125	0.437	5.574	44.923
0.50	0.375	0.395	5.038	49.962
0.75	0.625	0.384	4.898	54.860
1.00	0.875	0.615	7.844	62.704
1.25	1.125	0.361	4.605	67.309
1.50	1.375	0.475	6.059	73.367
1.75	1.625	0.226	2.883	76.250
2.00	1.875	0.000	0.000	76.250
2.25	2.125	0.517	6.594	82.844
2.50	2.375	0.636	8.112	90.957
2.75	2.625	0.705	8.992	99.949
3.00	2.875	0.000	0.000	99.949
3.25	3.125	0.000	0.000	99.949
3.50	3.375	0.000	0.000	99.949
3.75	3.625	0.000	0.000	99.949
4.00	3.875	0.000	0.000	99.949
5.00	4.500	0.004	0.051	100.000

Statistical Results			
Mean:	0.4952	phi	(0.7094 mm)
Standard Dev:	1.5104	phi-units	(0.351 mm)
Skewness:	-0.0252	dimensionless	
Kurtosis:	1.6470	dimensionless	
5th Moment:	-0.1953	dimensionless	
6th Moment:	3.3542	dimensionless	
RARD *	3.0498	dimensionless	
Median	0.3770	phi	(0.7701 mm)

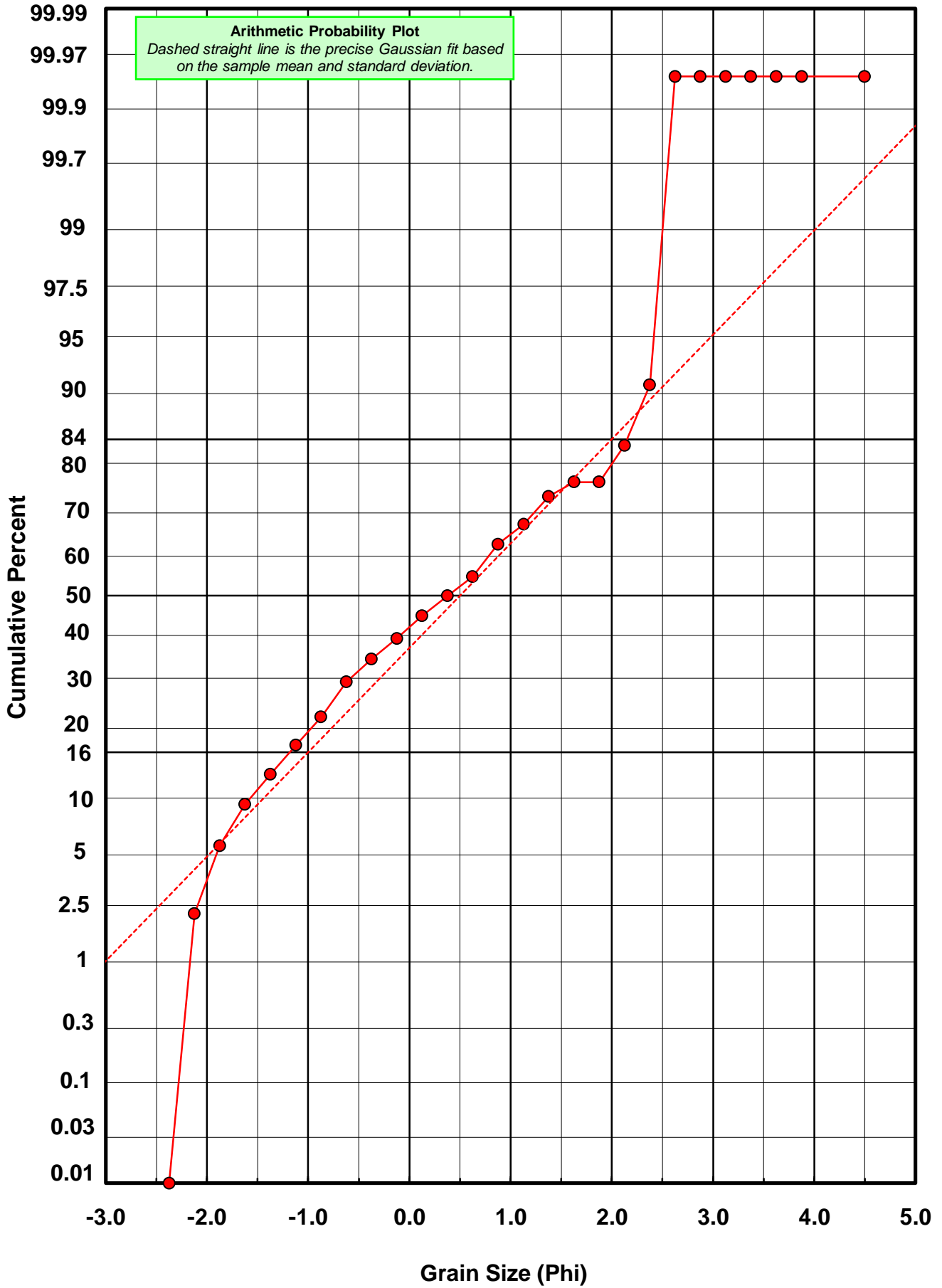
* RARD = reciprocal absolute relative dispersion (see below)

Statistical Explanation	
Calculations based on the Method of Moments	
Skewness: 3rd Stand. Moment; Exact Gaussian = 0.0	
Kurtosis: 4th Stand. Moment; Exact Gaussian = 3.0	
For Further Explanation, See Basille et al. 2002	
Millimeter data calculated by $mm = 2^{-(\phi)}$	

Reciprocal Absolute Relative Dispersion (RARD) Scale	
< 0.5	Excellent homogeneity (e.g., beaches)
0.5 to 1.0	Good homogeneity
1.0 to 1.33	Fair homogeneity
> 1.33	Poor homogeneity (e.g., glacial)



MN-06-BB



Post-Digestion Grain Size Distribution

Onshore Grab Sample

Sample: MN-06-BB

Total Digested Mass: 48.030 grams

% Silica: 87.2 %

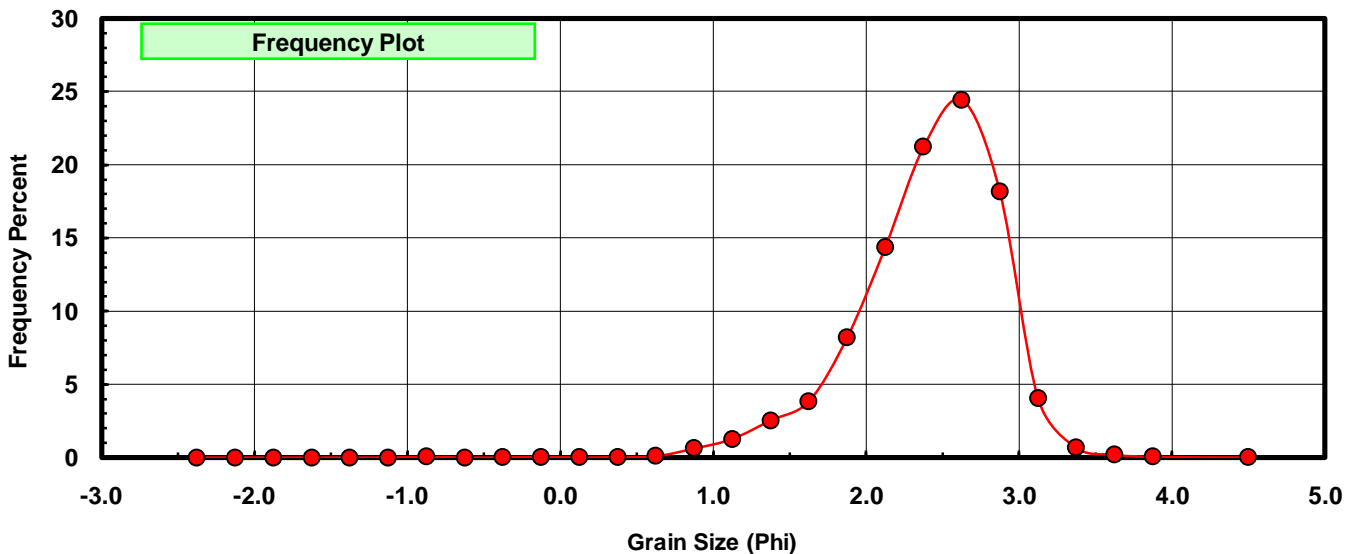
Sieve Size (phi)	Sieve Midpt (phi)	Weight (grams)	Freq Weight %	Cumulative Weight %
-2.25	-2.375	0.000	0.000	0.000
-2.00	-2.125	0.000	0.000	0.000
-1.75	-1.875	0.000	0.000	0.000
-1.50	-1.625	0.000	0.000	0.000
-1.25	-1.375	0.000	0.000	0.000
-1.00	-1.125	0.000	0.000	0.000
-0.75	-0.875	0.032	0.067	0.067
-0.50	-0.625	0.000	0.000	0.067
-0.25	-0.375	0.015	0.031	0.098
0.00	-0.125	0.019	0.040	0.137
0.25	0.125	0.007	0.015	0.152
0.50	0.375	0.017	0.035	0.187
0.75	0.625	0.050	0.104	0.291
1.00	0.875	0.309	0.643	0.935
1.25	1.125	0.613	1.276	2.211
1.50	1.375	1.216	2.532	4.743
1.75	1.625	1.850	3.852	8.595
2.00	1.875	3.944	8.212	16.806
2.25	2.125	6.890	14.345	31.151
2.50	2.375	10.191	21.218	52.369
2.75	2.625	11.735	24.433	76.802
3.00	2.875	8.735	18.187	94.989
3.25	3.125	1.946	4.052	99.040
3.50	3.375	0.328	0.683	99.723
3.75	3.625	0.095	0.198	99.921
4.00	3.875	0.030	0.062	99.983
5.00	4.500	0.008	0.017	100.000

Statistical Results			
Mean:	2.4044	phi	(0.1889 mm)
Standard Dev:	0.4771	phi-units	(0.7184 mm)
Skewness:	-1.0155	dimensionless	
Kurtosis:	5.6909	dimensionless	
5th Moment:	-20.3464	dimensionless	
6th Moment:	119.0160	dimensionless	
RARD *	0.1984	dimensionless	
Median	2.3471	phi	(0.1965 mm)

* RARD = reciprocal absolute relative dispersion (see below)

Statistical Explanation	
Calculations based on the Method of Moments	
Skewness: 3rd Stand. Moment; Exact Gaussian = 0.0	
Kurtosis: 4th Stand. Moment; Exact Gaussian = 3.0	
For Further Explanation, See Basille et al. 2002	
Millimeter data calculated by $mm = 2^{-(\phi)}$	

Reciprocal Absolute Relative Dispersion (RARD) Scale	
< 0.5	Excellent homogeneity (e.g., beaches)
0.5 to 1.0	Good homogeneity
1.0 to 1.33	Fair homogeneity
> 1.33	Poor homogeneity (e.g., glacial)



MN-06-BB

