

Onshore Grab Sample

Sample: MN-02-BB
Sample Taken By: D. Phelps
Sample Collected On: 12/2/09
Splits? N/A

County: Manatee
Latitude: 27° 31' 42.6"
Longitude: 82° 44' 27.6"
Datum: WGS 84
Surf. Elev: N/A
Datum: N/A

Fine Data Summary

Total Sample Weight 52.823 grams
Total Fines in Sample 0.192 grams
Total Percent Fines 0.36 %

Dry Sieving Summary

Total Sample Weight 57.258 grams
Total Digested Weight 51.619 grams
Total Carbonate Weight 5.639 grams
Total Silica % 90.15 %
Total Carbonate % 9.85 %
Carbonate/Silica Ratio 0.109

General Comments:

None

Description

Worked By: M. Ladle

Pre-Digestion Grain Size Distribution

Onshore Grab Sample

Sample: MN-02-BB

Total Sample Mass: 57.258 grams

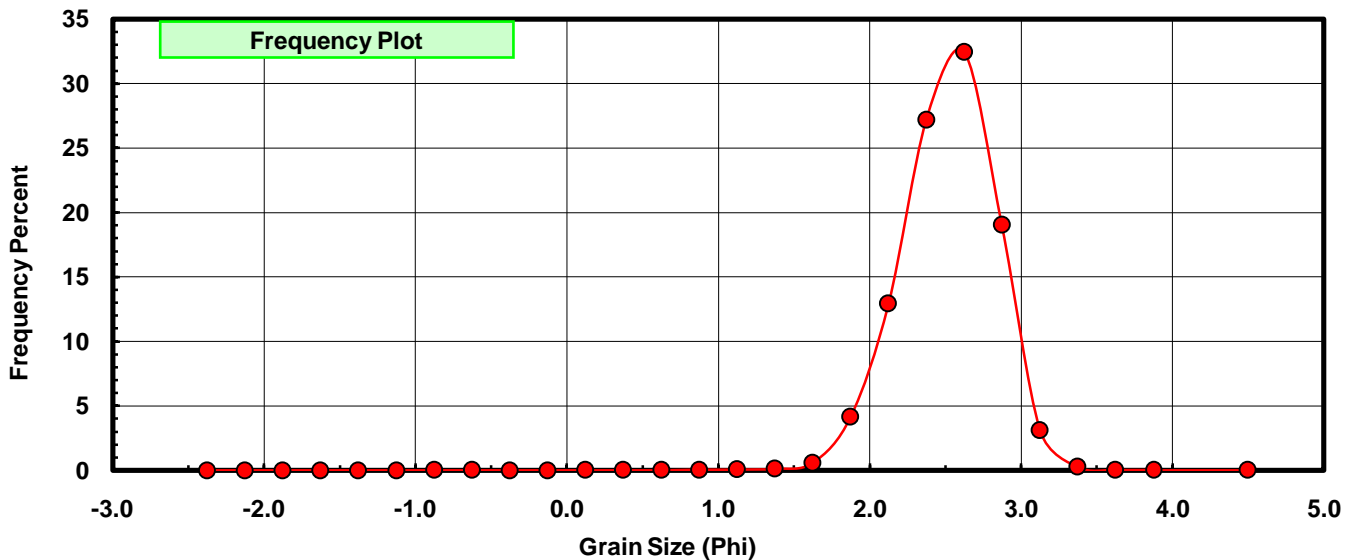
Sieve Size (phi)	Sieve Midpt (phi)	Weight (grams)	Freq Weight %	Cumulative Weight %
-2.25	-2.375	0.000	0.000	0.000
-2.00	-2.125	0.000	0.000	0.000
-1.75	-1.875	0.000	0.000	0.000
-1.50	-1.625	0.000	0.000	0.000
-1.25	-1.375	0.000	0.000	0.000
-1.00	-1.125	0.000	0.000	0.000
-0.75	-0.875	0.014	0.024	0.024
-0.50	-0.625	0.003	0.005	0.030
-0.25	-0.375	0.000	0.000	0.030
0.00	-0.125	0.000	0.000	0.030
0.25	0.125	0.004	0.007	0.037
0.50	0.375	0.005	0.009	0.045
0.75	0.625	0.009	0.016	0.061
1.00	0.875	0.025	0.044	0.105
1.25	1.125	0.030	0.052	0.157
1.50	1.375	0.069	0.121	0.278
1.75	1.625	0.335	0.585	0.863
2.00	1.875	2.382	4.160	5.023
2.25	2.125	7.396	12.917	17.940
2.50	2.375	15.572	27.196	45.136
2.75	2.625	18.583	32.455	77.591
3.00	2.875	10.891	19.021	96.612
3.25	3.125	1.766	3.084	99.696
3.50	3.375	0.146	0.255	99.951
3.75	3.625	0.017	0.030	99.981
4.00	3.875	0.006	0.010	99.991
5.00	4.50	0.005	0.009	100.000

Statistical Results			
Mean:	2.5161	phi	(0.1748 mm)
Standard Dev:	0.3157	phi-units	(0.8035 mm)
Skewness:	-0.7637	dimensionless	
Kurtosis:	7.7414	dimensionless	
5th Moment:	-48.5168	dimensionless	
6th Moment:	494.9675	dimensionless	
RARD *	0.1255	dimensionless	
Median	2.4125	phi	(0.1878 mm)

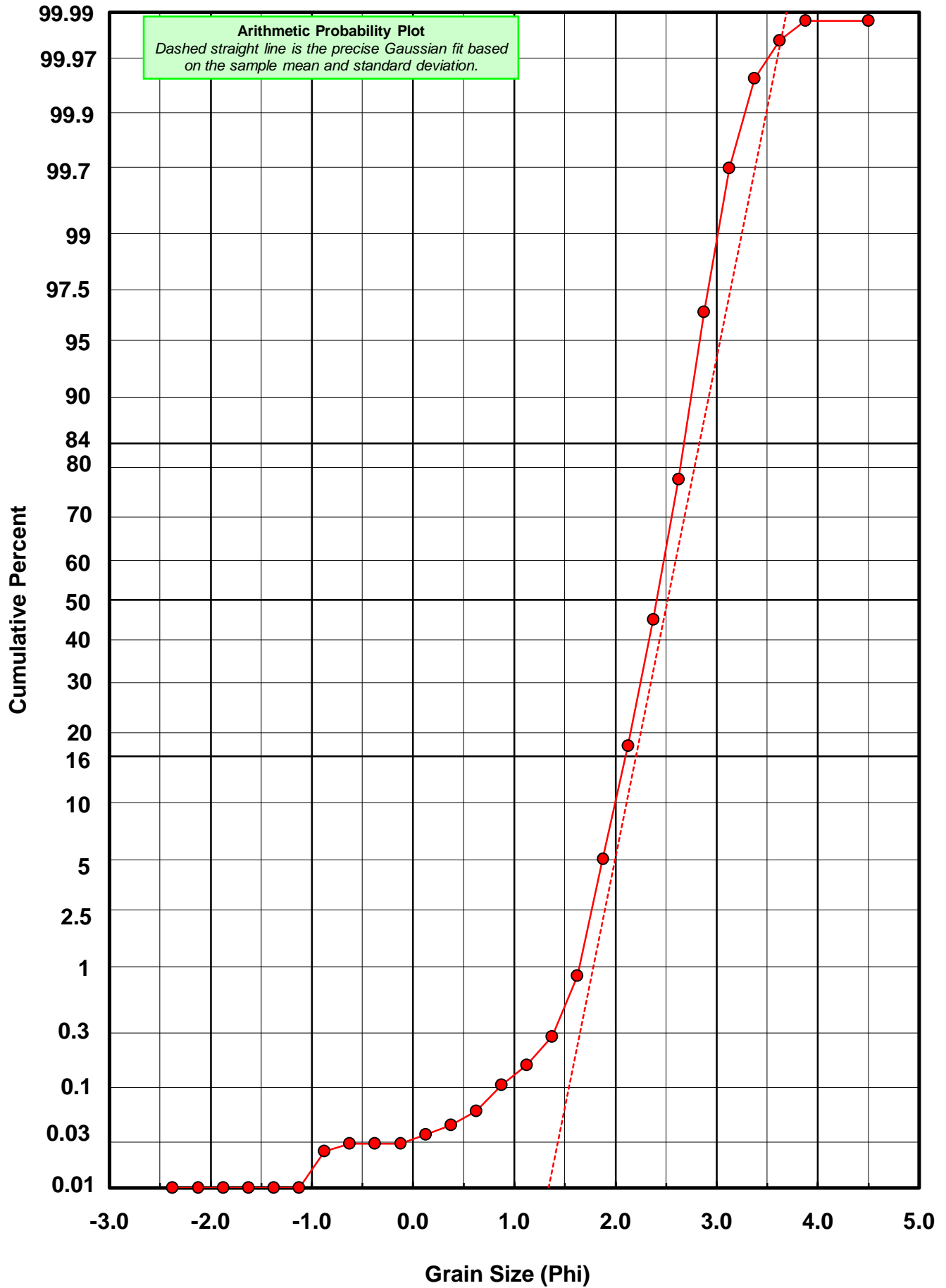
* RARD = reciprocal absolute relative dispersion (see below)

Statistical Explanation	
Calculations based on the Method of Moments	
Skewness: 3rd Stand. Moment; Exact Gaussian = 0.0	
Kurtosis: 4th Stand. Moment; Exact Gaussian = 3.0	
For Further Explanation, See Basille et al. 2002	
Millimeter data calculated by $mm = 2^{-(\phi)}$	

Reciprocal Absolute Relative Dispersion (RARD) Scale	
< 0.5	Excellent homogeneity (e.g., beaches)
0.5 to 1.0	Good homogeneity
1.0 to 1.33	Fair homogeneity
> 1.33	Poor homogeneity (e.g., glacial)



MN-02-BB



Carbonate Grain Size Distribution

Onshore Grab Sample

Sample: MN-02-BB

Total Carbonate Mass: 11.160 grams

% Carbonate: 9.8 %

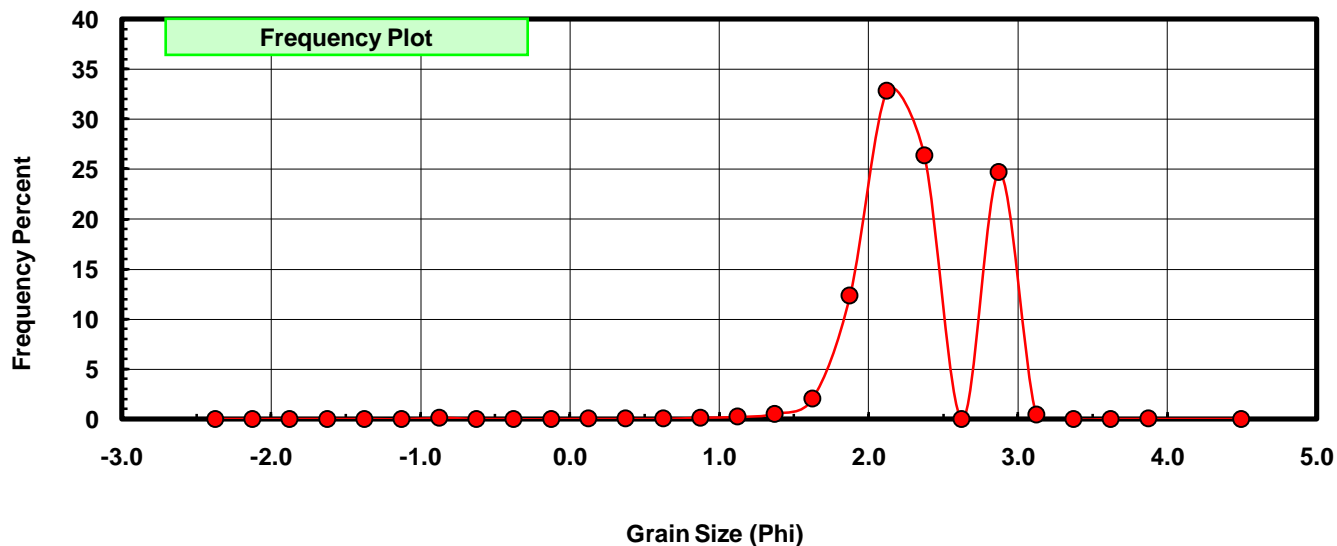
Sieve Size (phi)	Sieve Midpt (phi)	Weight (grams)	Freq Weight %	Cumulative Weight %
-2.25	-2.375	0.000	0.000	0.000
-2.00	-2.125	0.000	0.000	0.000
-1.75	-1.875	0.000	0.000	0.000
-1.50	-1.625	0.000	0.000	0.000
-1.25	-1.375	0.000	0.000	0.000
-1.00	-1.125	0.000	0.000	0.000
-0.75	-0.875	0.014	0.125	0.125
-0.50	-0.625	0.003	0.027	0.152
-0.25	-0.375	0.000	0.000	0.152
0.00	-0.125	0.000	0.000	0.152
0.25	0.125	0.004	0.036	0.188
0.50	0.375	0.005	0.045	0.233
0.75	0.625	0.006	0.054	0.287
1.00	0.875	0.017	0.152	0.439
1.25	1.125	0.027	0.242	0.681
1.50	1.375	0.060	0.538	1.219
1.75	1.625	0.227	2.034	3.253
2.00	1.875	1.379	12.357	15.609
2.25	2.125	3.666	32.849	48.459
2.50	2.375	2.944	26.380	74.839
2.75	2.625	0.000	0.000	74.839
3.00	2.875	2.754	24.677	99.516
3.25	3.125	0.047	0.421	99.937
3.50	3.375	0.000	0.000	99.937
3.75	3.625	0.000	0.000	99.937
4.00	3.875	0.004	0.036	99.973
5.00	4.500	0.003	0.027	100.000

Statistical Results			
Mean:	2.3253	phi	(0.1995 mm)
Standard Dev:	0.4192	phi-units	(0.7478 mm)
Skewness:	-0.6691	dimensionless	
Kurtosis:	8.1924	dimensionless	
5th Moment:	-43.7595	dimensionless	
6th Moment:	338.7273	dimensionless	
RARD *	0.1803	dimensionless	
Median	2.1396	phi	(0.2269 mm)

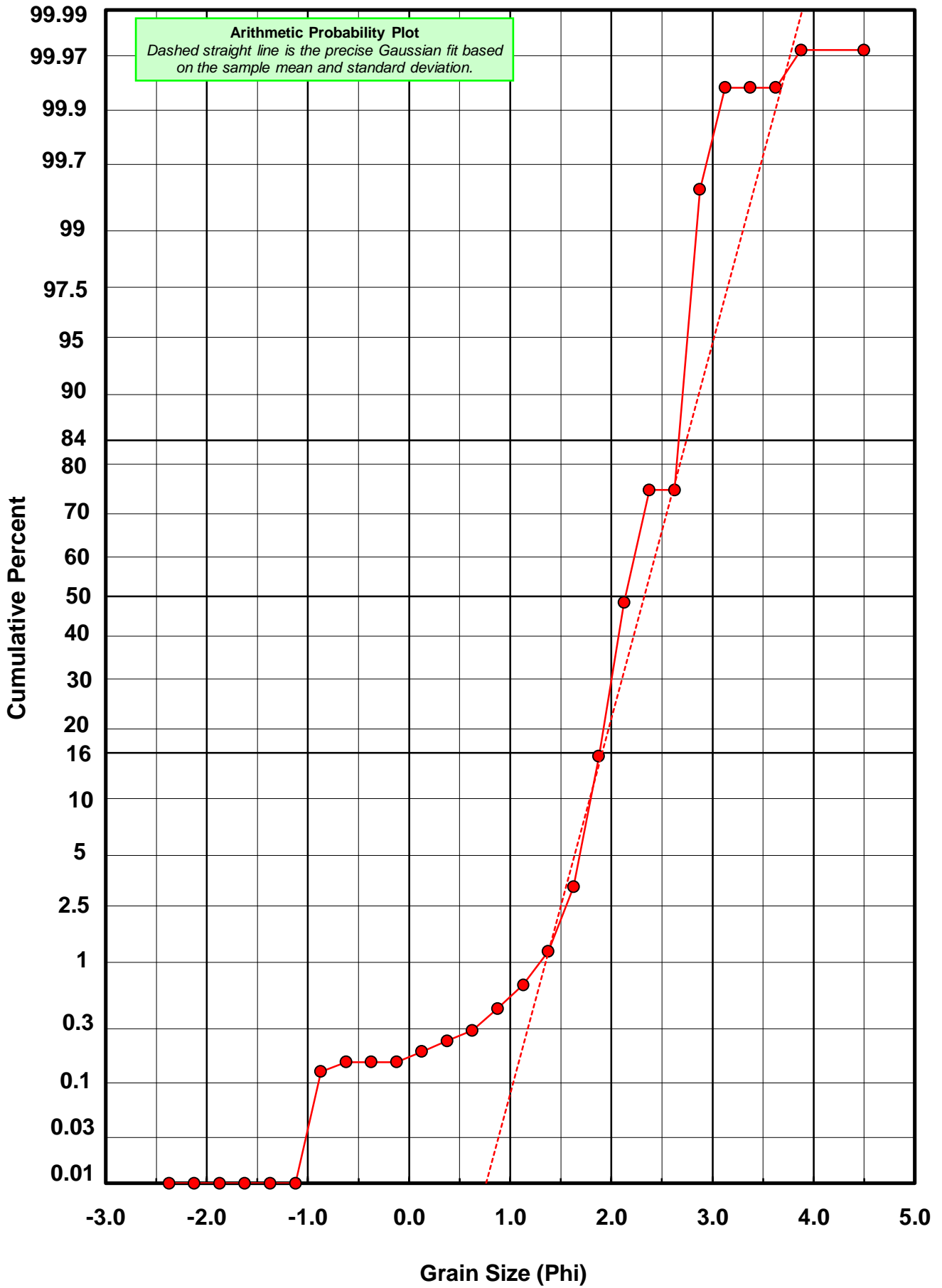
* RARD = reciprocal absolute relative dispersion (see below)

Statistical Explanation	
Calculations based on the Method of Moments	
Skewness: 3rd Stand. Moment; Exact Gaussian = 0.0	
Kurtosis: 4th Stand. Moment; Exact Gaussian = 3.0	
For Further Explanation, See Basille et al. 2002	
Millimeter data calculated by $mm = 2^{-(\phi)}$	

Reciprocal Absolute Relative Dispersion (RARD) Scale	
< 0.5	Excellent homogeneity (e.g., beaches)
0.5 to 1.0	Good homogeneity
1.0 to 1.33	Fair homogeneity
> 1.33	Poor homogeneity (e.g., glacial)



MN-02-BB



Post-Digestion Grain Size Distribution

Onshore Grab Sample

Sample: MN-02-BB

Total Digested Mass: 51.619 grams

% Silica: 90.2 %

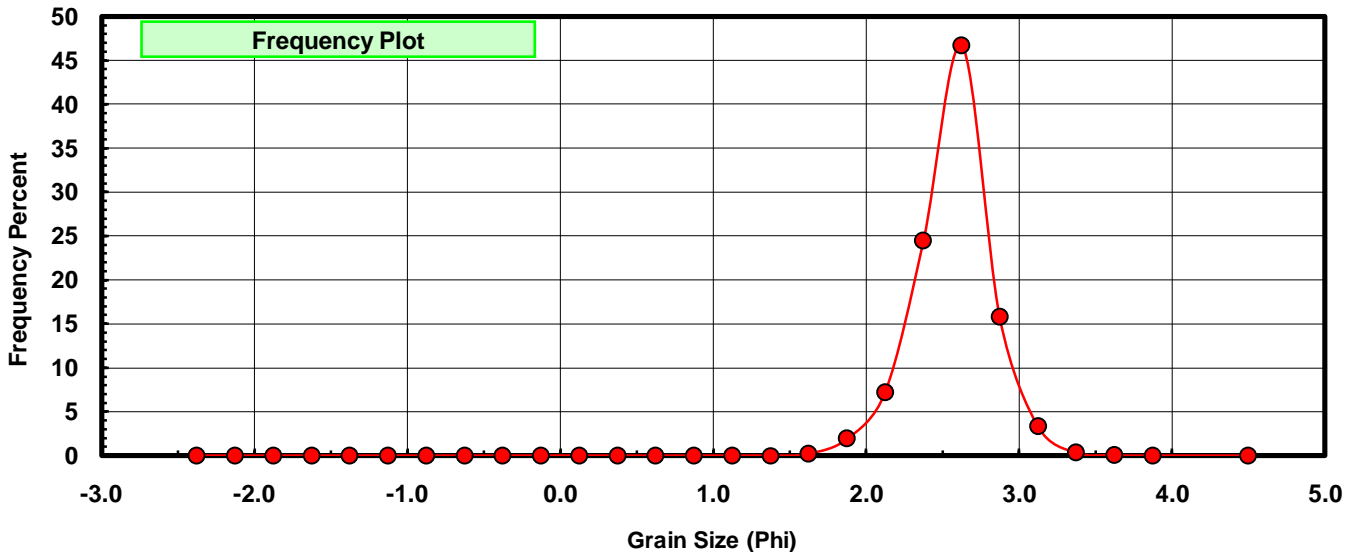
Sieve Size (phi)	Sieve Midpt (phi)	Weight (grams)	Freq Weight %	Cumulative Weight %
-2.25	-2.375	0.000	0.000	0.000
-2.00	-2.125	0.000	0.000	0.000
-1.75	-1.875	0.000	0.000	0.000
-1.50	-1.625	0.000	0.000	0.000
-1.25	-1.375	0.000	0.000	0.000
-1.00	-1.125	0.000	0.000	0.000
-0.75	-0.875	0.000	0.000	0.000
-0.50	-0.625	0.000	0.000	0.000
-0.25	-0.375	0.000	0.000	0.000
0.00	-0.125	0.000	0.000	0.000
0.25	0.125	0.000	0.000	0.000
0.50	0.375	0.000	0.000	0.000
0.75	0.625	0.003	0.006	0.006
1.00	0.875	0.008	0.015	0.021
1.25	1.125	0.003	0.006	0.027
1.50	1.375	0.009	0.017	0.045
1.75	1.625	0.108	0.209	0.254
2.00	1.875	1.003	1.943	2.197
2.25	2.125	3.730	7.226	9.423
2.50	2.375	12.628	24.464	33.887
2.75	2.625	24.082	46.653	80.540
3.00	2.875	8.137	15.764	96.304
3.25	3.125	1.719	3.330	99.634
3.50	3.375	0.163	0.316	99.950
3.75	3.625	0.022	0.043	99.992
4.00	3.875	0.002	0.004	99.996
5.00	4.500	0.002	0.004	100.000

Statistical Results			
Mean:	2.5693	phi	(0.1685 mm)
Standard Dev:	0.2574	phi-units	(0.8366 mm)
Skewness:	-0.3133	dimensionless	
Kurtosis:	4.4442	dimensionless	
5th Moment:	-5.0478	dimensionless	
6th Moment:	59.0328	dimensionless	
RARD *	0.1002	dimensionless	
Median	2.4613	phi	(0.1816 mm)

* RARD = reciprocal absolute relative dispersion (see below)

Statistical Explanation	
Calculations based on the Method of Moments	
Skewness: 3rd Stand. Moment; Exact Gaussian = 0.0	
Kurtosis: 4th Stand. Moment; Exact Gaussian = 3.0	
For Further Explanation, See Basille et al. 2002	
Millimeter data calculated by $mm = 2^{-(\phi)}$	

Reciprocal Absolute Relative Dispersion (RARD) Scale	
< 0.5	Excellent homogeneity (e.g., beaches)
0.5 to 1.0	Good homogeneity
1.0 to 1.33	Fair homogeneity
> 1.33	Poor homogeneity (e.g., glacial)



MN-02-BB

