

Onshore Grab Sample

Sample: MN-01
Sample Taken By: D. Phelps
Sample Collected On: 12/2/09
Splits? N/A

County: Manatee
Latitude: 27° 32' 20"
Longitude: 82° 44' 33.6"
Datum: WGS 84
Surf. Elev: N/A
Datum: N/A

Fine Data Summary

Total Sample Weight	72.672 grams
Total Fines in Sample	0.414 grams
Total Percent Fines	0.57 %

Dry Sieving Summary

Total Sample Weight	72.135 grams
Total Digested Weight	67.416 grams
Total Carbonate Weight	4.719 grams
Total Silica %	93.46 %
Total Carbonate %	6.54 %
Carbonate/Silica Ratio	0.070

General Comments:

None

Description

Worked By: M. Ladle

Pre-Digestion Grain Size Distribution

Onshore Grab Sample

Sample: MN-01

Total Sample Mass: 72.135 grams

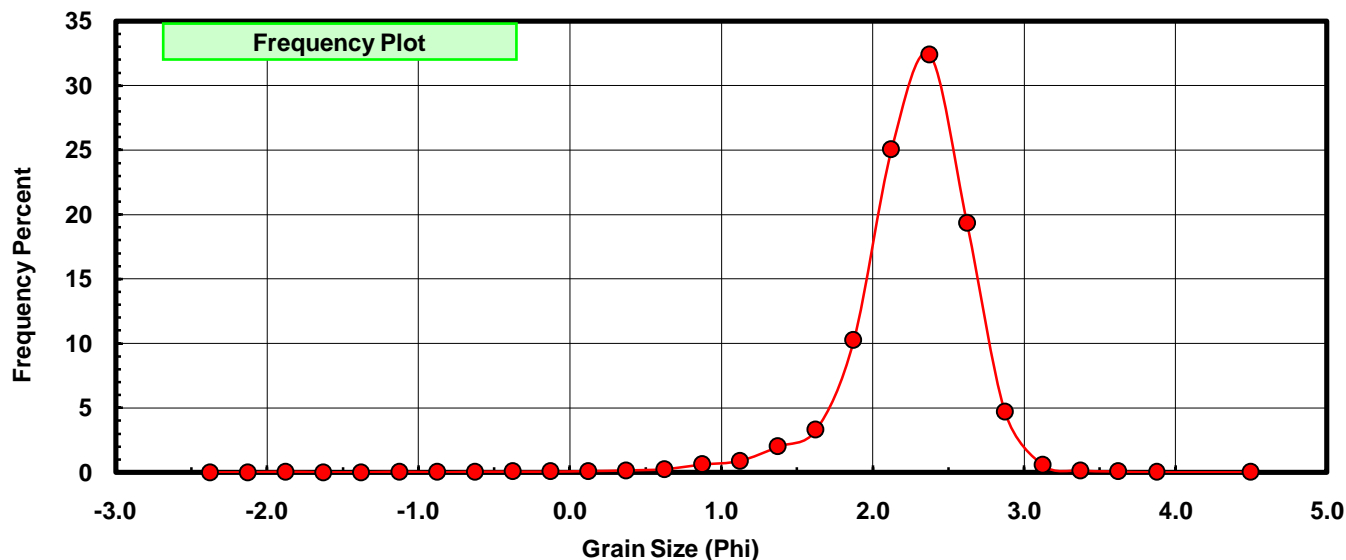
Sieve Size (phi)	Sieve Midpt (phi)	Weight (grams)	Freq Weight %	Cumulative Weight %
-2.25	-2.375	0.000	0.000	0.000
-2.00	-2.125	0.000	0.000	0.000
-1.75	-1.875	0.029	0.040	0.040
-1.50	-1.625	0.000	0.000	0.040
-1.25	-1.375	0.000	0.000	0.040
-1.00	-1.125	0.024	0.033	0.073
-0.75	-0.875	0.010	0.014	0.087
-0.50	-0.625	0.023	0.032	0.119
-0.25	-0.375	0.042	0.058	0.177
0.00	-0.125	0.048	0.067	0.244
0.25	0.125	0.066	0.091	0.335
0.50	0.375	0.101	0.140	0.475
0.75	0.625	0.168	0.233	0.708
1.00	0.875	0.440	0.610	1.318
1.25	1.125	0.639	0.886	2.204
1.50	1.375	1.447	2.006	4.210
1.75	1.625	2.381	3.301	7.511
2.00	1.875	7.393	10.249	17.760
2.25	2.125	18.051	25.024	42.784
2.50	2.375	23.383	32.416	75.199
2.75	2.625	13.942	19.328	94.527
3.00	2.875	3.392	4.702	99.229
3.25	3.125	0.400	0.555	99.784
3.50	3.375	0.094	0.130	99.914
3.75	3.625	0.042	0.058	99.972
4.00	3.875	0.013	0.018	99.990
5.00	4.50	0.007	0.010	100.000

Statistical Results			
Mean:	2.2582	phi	(0.209 mm)
Standard Dev:	0.4096	phi-units	(0.7529 mm)
Skewness:	-1.9028	dimensionless	
Kurtosis:	13.5818	dimensionless	
5th Moment:	-88.4330	dimensionless	
6th Moment:	736.3149	dimensionless	
RARD *	0.1814	dimensionless	
Median	2.1807	phi	(0.2206 mm)

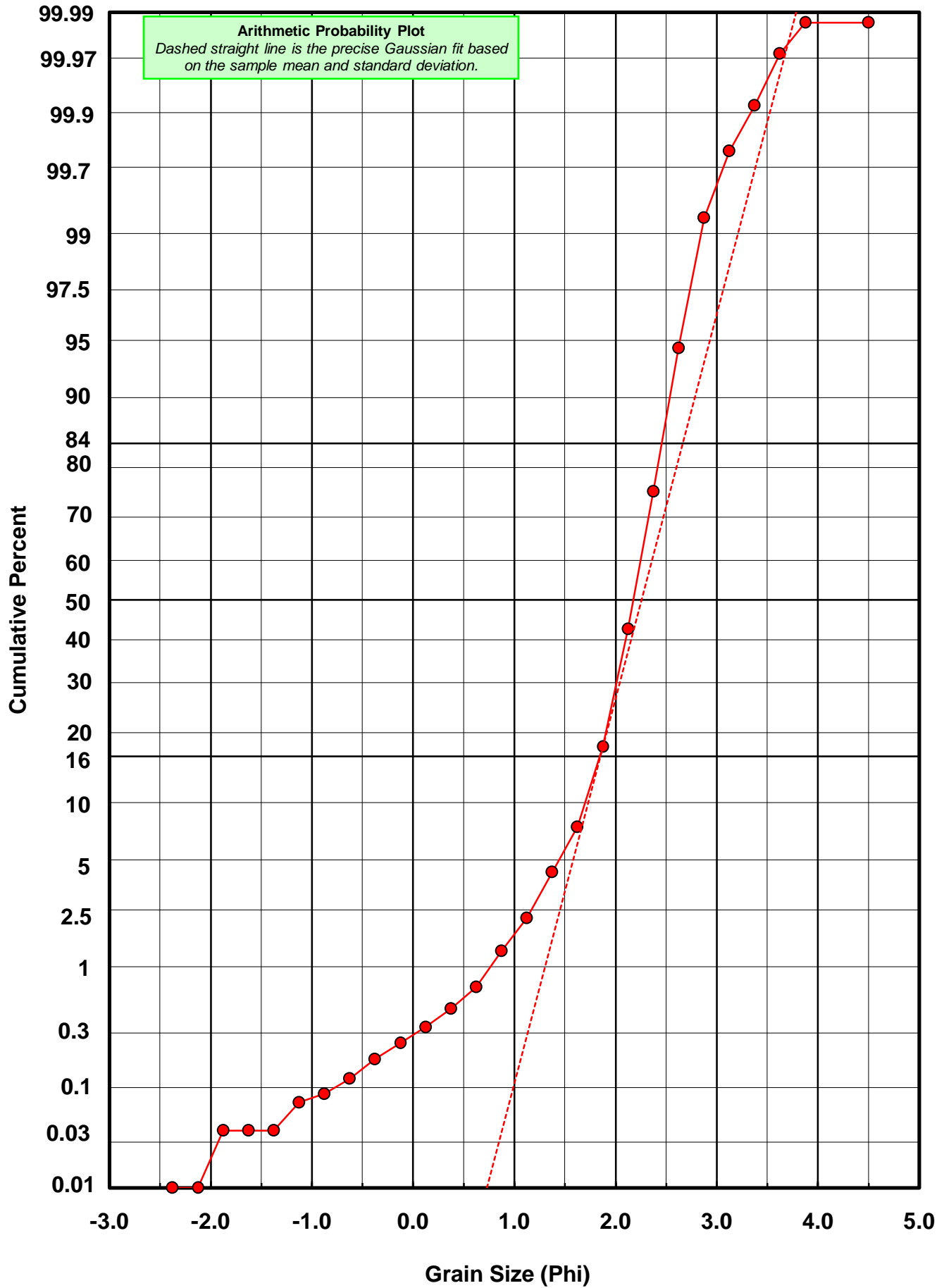
* RARD = reciprocal absolute relative dispersion (see below)

Statistical Explanation	
Calculations based on the Method of Moments	
Skewness: 3rd Stand. Moment; Exact Gaussian = 0.0	
Kurtosis: 4th Stand. Moment; Exact Gaussian = 3.0	
For Further Explanation, See Basille et al. 2002	
Millimeter data calculated by $mm = 2^{-(\phi)}$	

Reciprocal Absolute Relative Dispersion (RARD) Scale	
< 0.5	Excellent homogeneity (e.g., beaches)
0.5 to 1.0	Good homogeneity
1.0 to 1.33	Fair homogeneity
> 1.33	Poor homogeneity (e.g., glacial)



MN-01



Carbonate Grain Size Distribution

Onshore Grab Sample

Sample: MN-01

Total Carbonate Mass: 6.360 grams

% Carbonate: 6.5 %

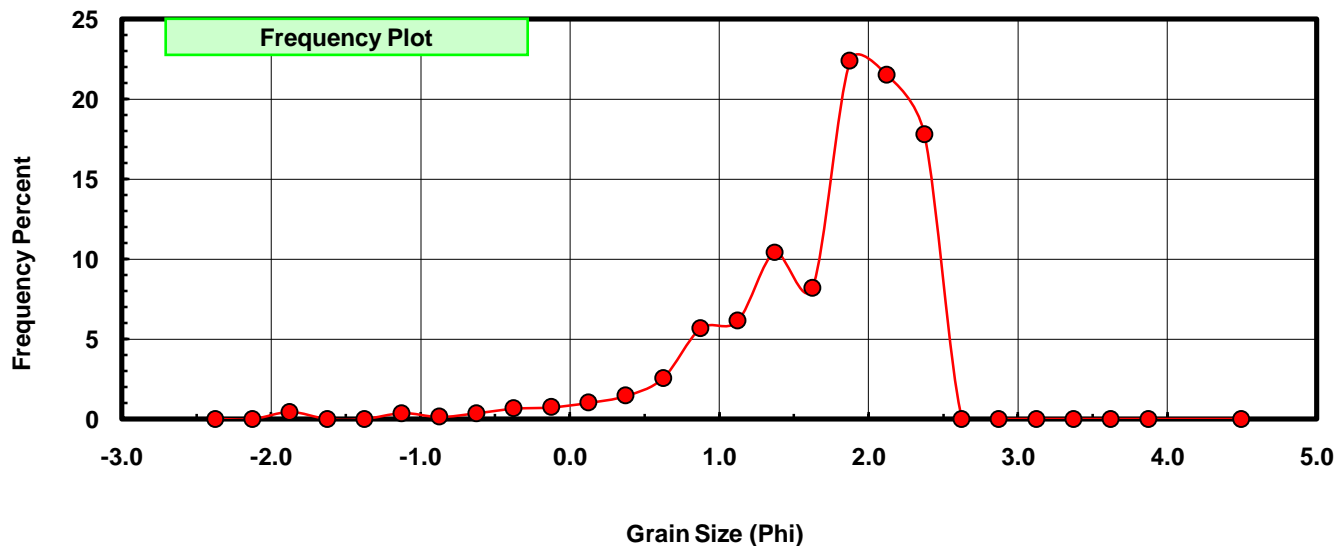
Sieve Size (phi)	Sieve Midpt (phi)	Weight (grams)	Freq Weight %	Cumulative Weight %
-2.25	-2.375	0.000	0.000	0.000
-2.00	-2.125	0.000	0.000	0.000
-1.75	-1.875	0.029	0.456	0.456
-1.50	-1.625	0.000	0.000	0.456
-1.25	-1.375	0.000	0.000	0.456
-1.00	-1.125	0.024	0.377	0.833
-0.75	-0.875	0.010	0.157	0.991
-0.50	-0.625	0.023	0.362	1.352
-0.25	-0.375	0.042	0.660	2.013
0.00	-0.125	0.048	0.755	2.767
0.25	0.125	0.066	1.038	3.805
0.50	0.375	0.093	1.462	5.267
0.75	0.625	0.163	2.563	7.830
1.00	0.875	0.361	5.676	13.506
1.25	1.125	0.392	6.164	19.670
1.50	1.375	0.665	10.456	30.126
1.75	1.625	0.521	8.192	38.318
2.00	1.875	1.424	22.390	60.708
2.25	2.125	1.367	21.494	82.201
2.50	2.375	1.132	17.799	100.000
2.75	2.625	0.000	0.000	100.000
3.00	2.875	0.000	0.000	100.000
3.25	3.125	0.000	0.000	100.000
3.50	3.375	0.000	0.000	100.000
3.75	3.625	0.000	0.000	100.000
4.00	3.875	0.000	0.000	100.000
5.00	4.500	0.000	0.000	100.000

Statistical Results			
Mean:	1.6981	phi	(0.3082 mm)
Standard Dev:	0.6710	phi-units	(0.6281 mm)
Skewness:	-1.8178	dimensionless	
Kurtosis:	7.8107	dimensionless	
5th Moment:	-31.9940	dimensionless	
6th Moment:	148.3210	dimensionless	
RARD *	0.3952	dimensionless	
Median	1.7554	phi	(0.2962 mm)

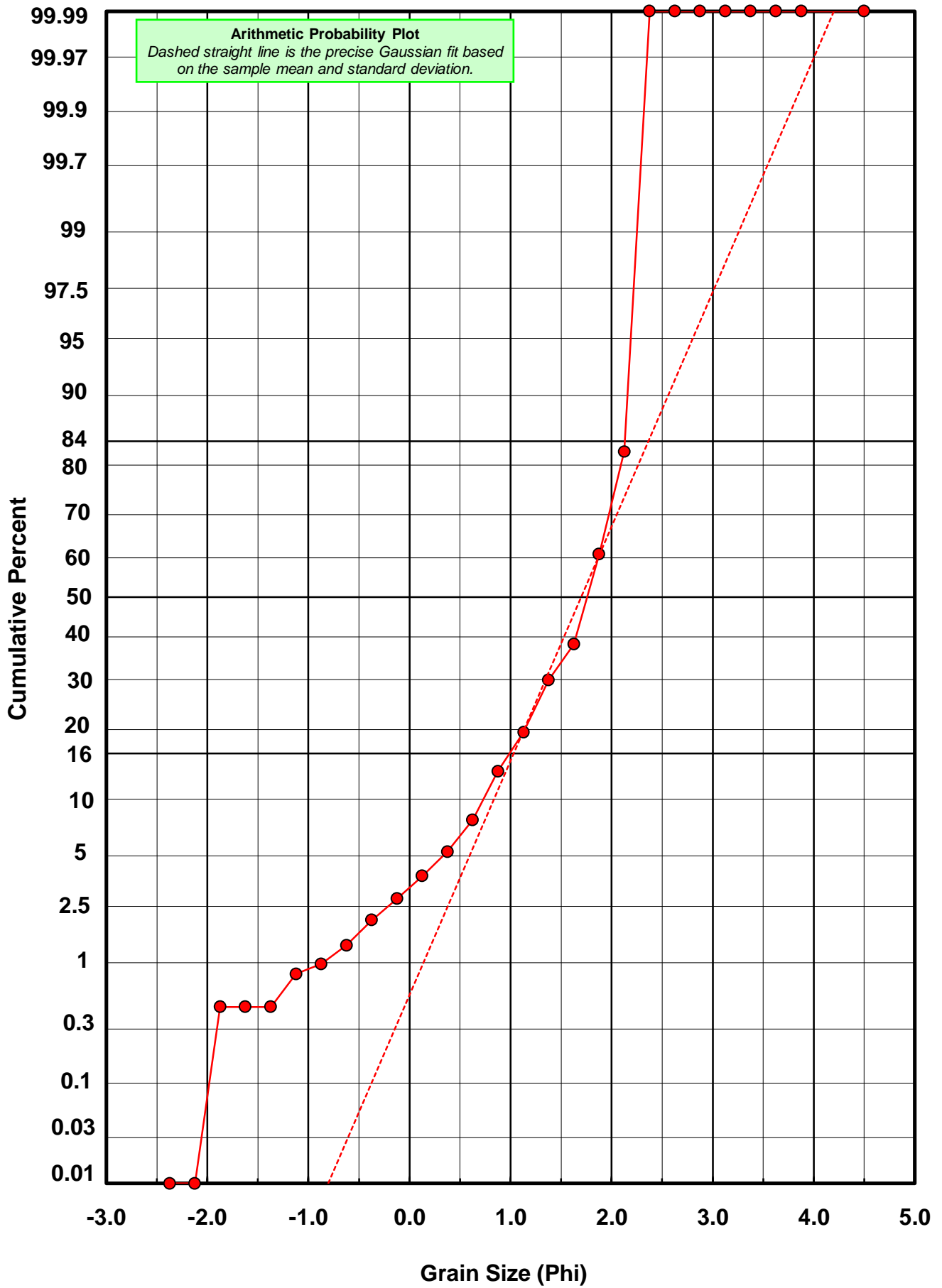
* RARD = reciprocal absolute relative dispersion (see below)

Statistical Explanation	
Calculations based on the Method of Moments	
Skewness: 3rd Stand. Moment; Exact Gaussian = 0.0	
Kurtosis: 4th Stand. Moment; Exact Gaussian = 3.0	
For Further Explanation, See Basille et al. 2002	
Millimeter data calculated by $mm = 2^{-(\phi)}$	

Reciprocal Absolute Relative Dispersion (RARD) Scale	
< 0.5	Excellent homogeneity (e.g., beaches)
0.5 to 1.0	Good homogeneity
1.0 to 1.33	Fair homogeneity
> 1.33	Poor homogeneity (e.g., glacial)



MN-01



Post-Digestion Grain Size Distribution

Onshore Grab Sample

Sample: MN-01

Total Digested Mass: 67.416 grams

% Silica: 93.5 %

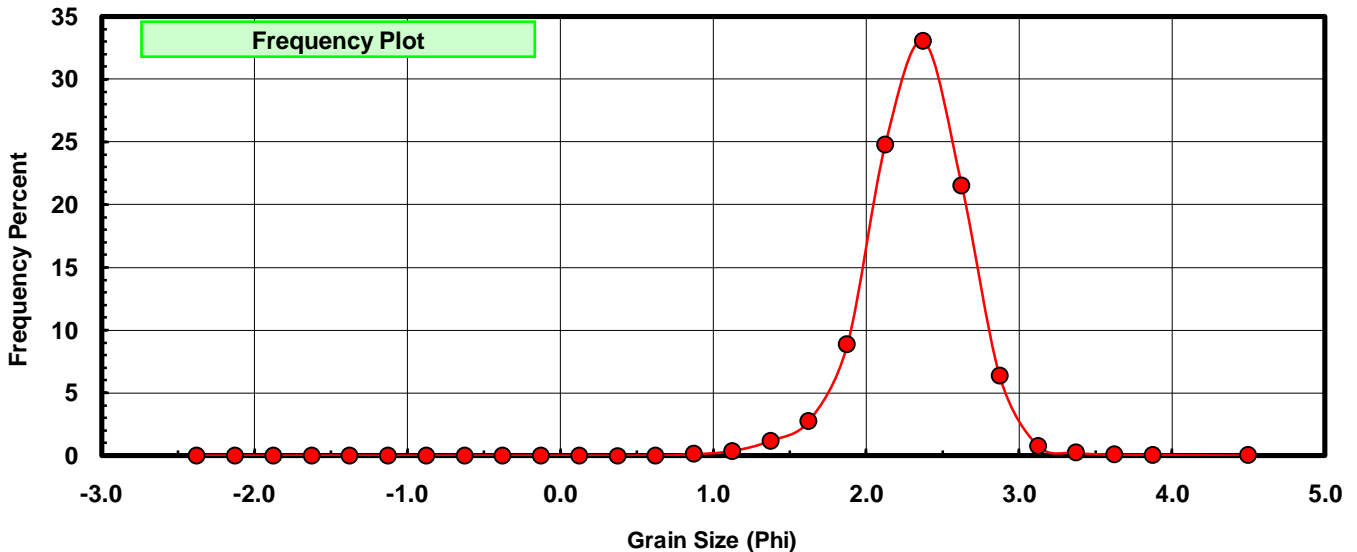
Sieve Size (phi)	Sieve Midpt (phi)	Weight (grams)	Freq Weight %	Cumulative Weight %
-2.25	-2.375	0.000	0.000	0.000
-2.00	-2.125	0.000	0.000	0.000
-1.75	-1.875	0.000	0.000	0.000
-1.50	-1.625	0.000	0.000	0.000
-1.25	-1.375	0.000	0.000	0.000
-1.00	-1.125	0.000	0.000	0.000
-0.75	-0.875	0.000	0.000	0.000
-0.50	-0.625	0.000	0.000	0.000
-0.25	-0.375	0.000	0.000	0.000
0.00	-0.125	0.000	0.000	0.000
0.25	0.125	0.000	0.000	0.000
0.50	0.375	0.008	0.012	0.012
0.75	0.625	0.005	0.007	0.019
1.00	0.875	0.079	0.117	0.136
1.25	1.125	0.247	0.366	0.503
1.50	1.375	0.782	1.160	1.663
1.75	1.625	1.860	2.759	4.422
2.00	1.875	5.969	8.854	13.276
2.25	2.125	16.684	24.748	38.024
2.50	2.375	22.251	33.006	71.029
2.75	2.625	14.486	21.487	92.517
3.00	2.875	4.284	6.355	98.871
3.25	3.125	0.519	0.770	99.641
3.50	3.375	0.157	0.233	99.874
3.75	3.625	0.048	0.071	99.945
4.00	3.875	0.026	0.039	99.984
5.00	4.500	0.011	0.016	100.000

Statistical Results			
Mean:	2.3253	phi	(0.1995 mm)
Standard Dev:	0.3342	phi-units	(0.7932 mm)
Skewness:	-0.3526	dimensionless	
Kurtosis:	4.6143	dimensionless	
5th Moment:	-3.2108	dimensionless	
6th Moment:	55.2696	dimensionless	
RARD *	0.1437	dimensionless	
Median	2.2157	phi	(0.2153 mm)

* RARD = reciprocal absolute relative dispersion (see below)

Statistical Explanation	
Calculations based on the Method of Moments	
Skewness: 3rd Stand. Moment; Exact Gaussian = 0.0	
Kurtosis: 4th Stand. Moment; Exact Gaussian = 3.0	
For Further Explanation, See Basille et al. 2002	
Millimeter data calculated by $mm = 2^{-(\phi)}$	

Reciprocal Absolute Relative Dispersion (RARD) Scale	
< 0.5	Excellent homogeneity (e.g., beaches)
0.5 to 1.0	Good homogeneity
1.0 to 1.33	Fair homogeneity
> 1.33	Poor homogeneity (e.g., glacial)



MN-01

