

**Onshore Grab Sample**

**Sample:** HL-03-BB  
**Sample Taken By:** D. Phelps  
**Sample Collected On:** 11/4/09  
**Splits?** N/A

**County:** Hillsborough  
**Latitude:** 27° 34' 33.8"  
**Longitude:** 82° 45' 27.9"  
**Datum:** WGS 84  
**Surf. Elev:** N/A  
**Datum:** N/A

**Fine Data Summary**

Total Sample Weight 60.383 grams  
Total Fines in Sample 0.139 grams  
Total Percent Fines 0.23 %

**Dry Sieving Summary**

Total Sample Weight 60.245 grams  
Total Digested Weight 56.719 grams  
Total Carbonate Weight 3.526 grams  
Total Silica % 94.15 %  
Total Carbonate % 5.85 %  
Carbonate/Silica Ratio 0.062

**General Comments:**

None

**Description**

Worked By: M. Ladle

# Pre-Digestion Grain Size Distribution

Onshore Grab Sample

Sample: HL-03-BB

Total Sample Mass: 60.245 grams

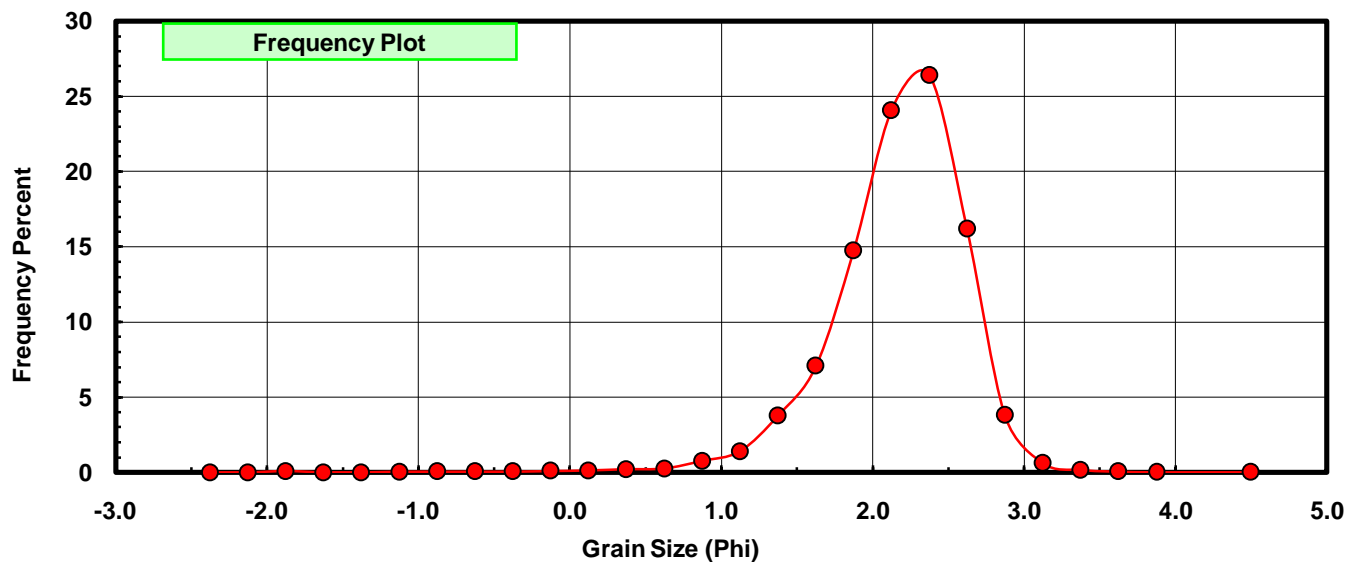
Sieve Size (phi)	Sieve Midpt (phi)	Weight (grams)	Freq Weight %	Cumulative Weight %
-2.25	-2.375	0.000	0.000	0.000
-2.00	-2.125	0.000	0.000	0.000
-1.75	-1.875	0.048	0.080	0.080
-1.50	-1.625	0.000	0.000	0.080
-1.25	-1.375	0.000	0.000	0.080
-1.00	-1.125	0.021	0.035	0.115
-0.75	-0.875	0.028	0.046	0.161
-0.50	-0.625	0.031	0.051	0.212
-0.25	-0.375	0.035	0.058	0.271
0.00	-0.125	0.062	0.103	0.373
0.25	0.125	0.077	0.128	0.501
0.50	0.375	0.121	0.201	0.702
0.75	0.625	0.152	0.252	0.954
1.00	0.875	0.454	0.754	1.708
1.25	1.125	0.836	1.388	3.096
1.50	1.375	2.272	3.771	6.867
1.75	1.625	4.262	7.074	13.941
2.00	1.875	8.891	14.758	28.699
2.25	2.125	14.508	24.082	52.781
2.50	2.375	15.907	26.404	79.185
2.75	2.625	9.754	16.191	95.376
3.00	2.875	2.287	3.796	99.172
3.25	3.125	0.365	0.606	99.778
3.50	3.375	0.091	0.151	99.929
3.75	3.625	0.030	0.050	99.978
4.00	3.875	0.008	0.013	99.992
5.00	4.50	0.005	0.008	100.000

Statistical Results			
Mean:	2.1650	phi	(0.223 mm)
Standard Dev:	0.4634	phi-units	(0.7253 mm)
Skewness:	-1.6822	dimensionless	
Kurtosis:	11.5485	dimensionless	
5th Moment:	-69.3700	dimensionless	
6th Moment:	524.7503	dimensionless	
RARD *	0.2141	dimensionless	
Median	2.0961	phi	(0.2339 mm)

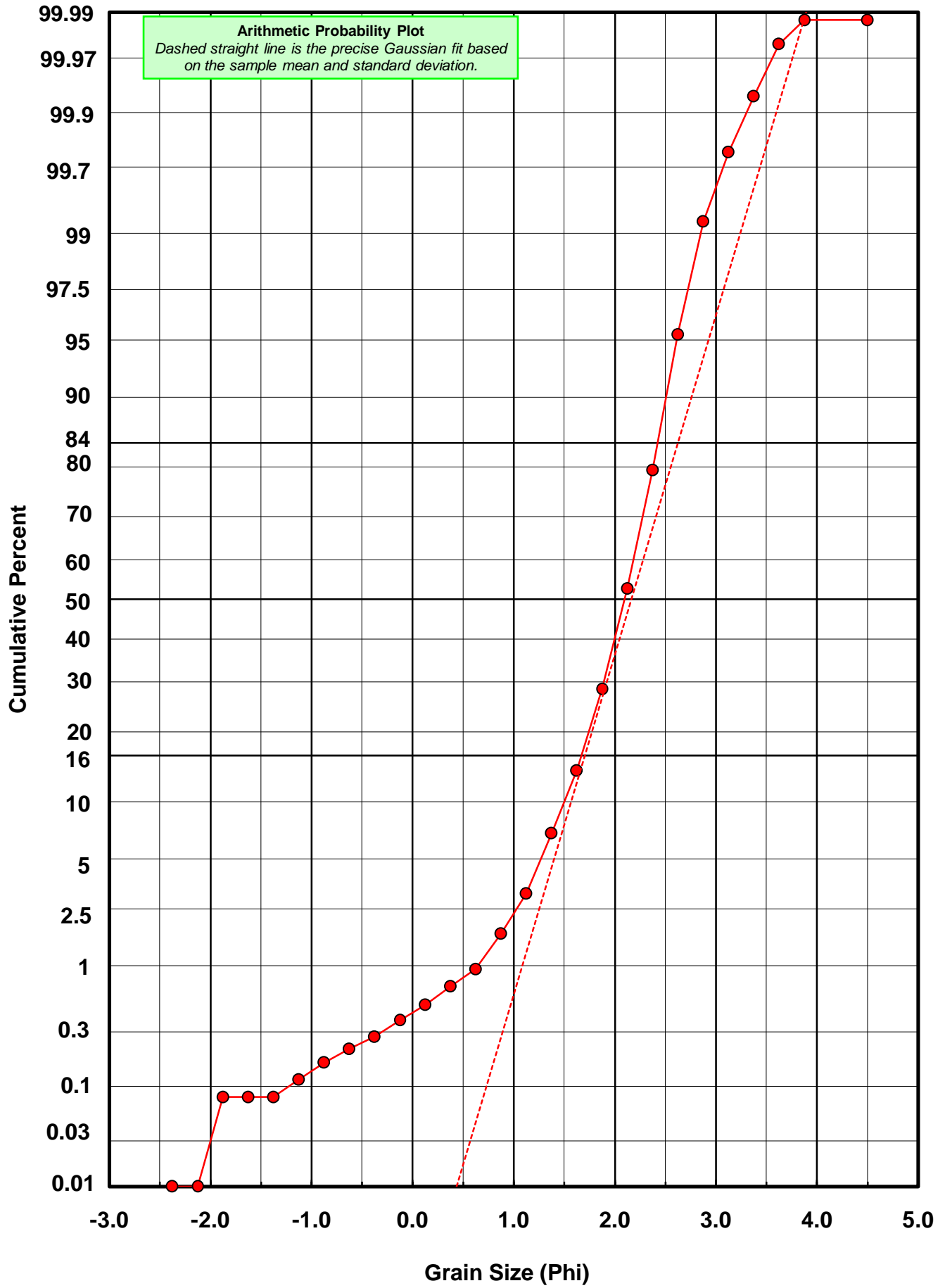
\* RARD = reciprocal absolute relative dispersion (see below)

Statistical Explanation	
Calculations based on the Method of Moments	
Skewness: 3rd Stand. Moment; Exact Gaussian = 0.0	
Kurtosis: 4th Stand. Moment; Exact Gaussian = 3.0	
For Further Explanation, See Basille et al. 2002	
Millimeter data calculated by $mm = 2^{-(\phi)}$	

Reciprocal Absolute Relative Dispersion (RARD) Scale	
< 0.5	Excellent homogeneity (e.g., beaches)
0.5 to 1.0	Good homogeneity
1.0 to 1.33	Fair homogeneity
> 1.33	Poor homogeneity (e.g., glacial)



# HL-03-BB



# Carbonate Grain Size Distribution

Onshore Grab Sample

Sample: HL-03-BB

Total Carbonate Mass: 3.584 grams

% Carbonate: 5.9 %

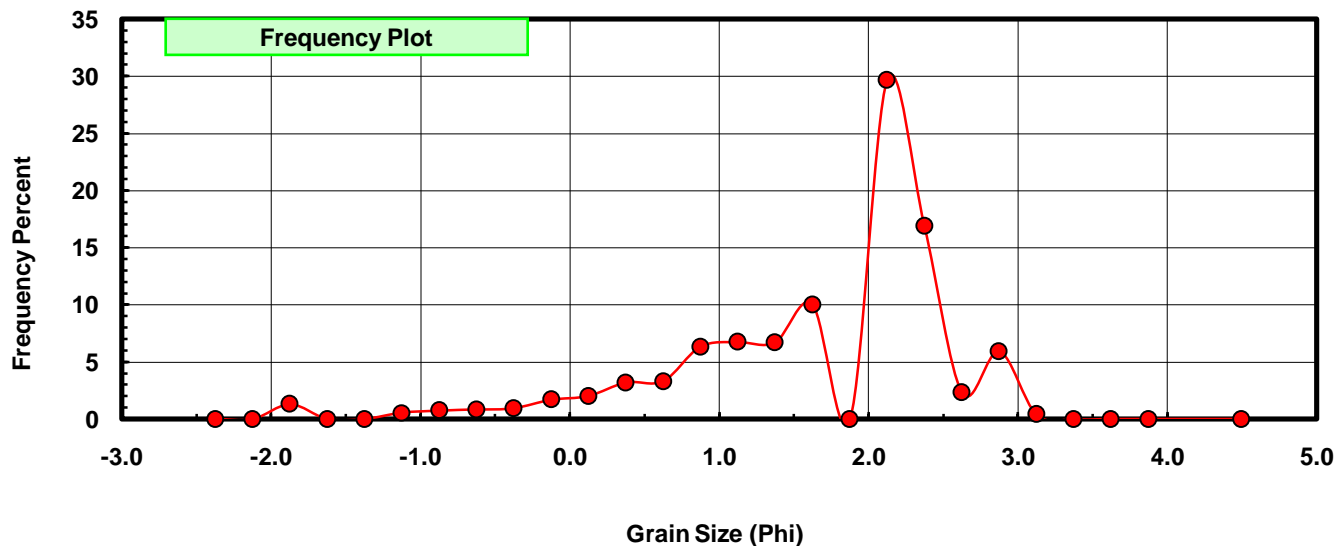
Sieve Size (phi)	Sieve Midpt (phi)	Weight (grams)	Freq Weight %	Cumulative Weight %
-2.25	-2.375	0.000	0.000	0.000
-2.00	-2.125	0.000	0.000	0.000
-1.75	-1.875	0.048	1.339	1.339
-1.50	-1.625	0.000	0.000	1.339
-1.25	-1.375	0.000	0.000	1.339
-1.00	-1.125	0.021	0.586	1.925
-0.75	-0.875	0.028	0.781	2.706
-0.50	-0.625	0.031	0.865	3.571
-0.25	-0.375	0.035	0.977	4.548
0.00	-0.125	0.062	1.730	6.278
0.25	0.125	0.073	2.037	8.315
0.50	0.375	0.115	3.209	11.523
0.75	0.625	0.119	3.320	14.844
1.00	0.875	0.227	6.334	21.177
1.25	1.125	0.242	6.752	27.930
1.50	1.375	0.241	6.724	34.654
1.75	1.625	0.360	10.045	44.699
2.00	1.875	0.000	0.000	44.699
2.25	2.125	1.064	29.688	74.386
2.50	2.375	0.606	16.908	91.295
2.75	2.625	0.084	2.344	93.638
3.00	2.875	0.213	5.943	99.581
3.25	3.125	0.015	0.419	100.000
3.50	3.375	0.000	0.000	100.000
3.75	3.625	0.000	0.000	100.000
4.00	3.875	0.000	0.000	100.000
5.00	4.500	0.000	0.000	100.000

Statistical Results			
Mean:	1.6505	phi	(0.3185 mm)
Standard Dev:	0.9345	phi-units	(0.5232 mm)
Skewness:	-1.3395	dimensionless	
Kurtosis:	4.9818	dimensionless	
5th Moment:	-14.4644	dimensionless	
6th Moment:	50.4185	dimensionless	
RARD *	0.5662	dimensionless	
Median	1.9196	phi	(0.2643 mm)

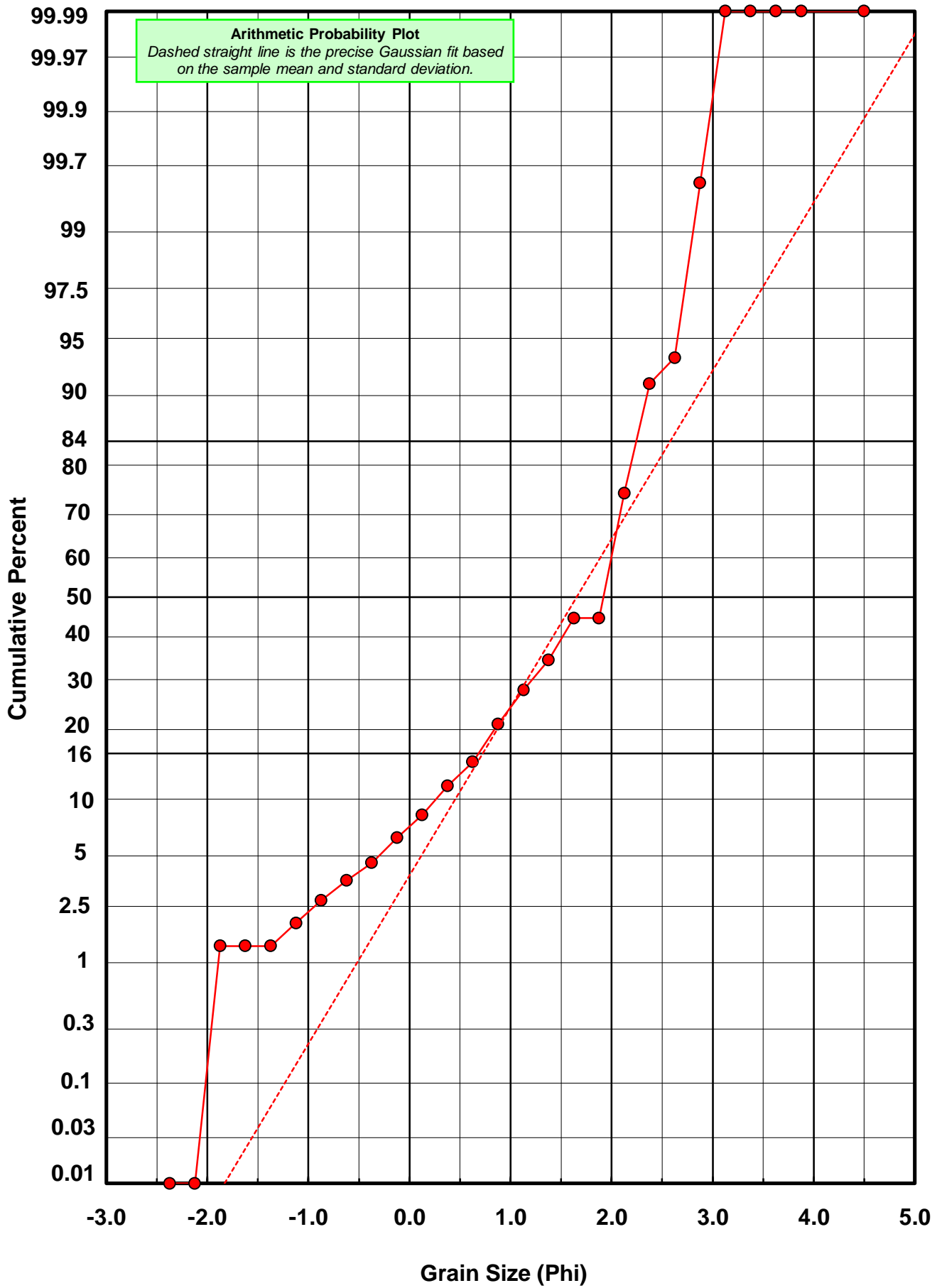
\* RARD = reciprocal absolute relative dispersion (see below)

Statistical Explanation	
Calculations based on the Method of Moments	
Skewness: 3rd Stand. Moment; Exact Gaussian = 0.0	
Kurtosis: 4th Stand. Moment; Exact Gaussian = 3.0	
For Further Explanation, See Basille et al. 2002	
Millimeter data calculated by $mm = 2^{-(\phi)}$	

Reciprocal Absolute Relative Dispersion (RARD) Scale	
< 0.5	Excellent homogeneity (e.g., beaches)
0.5 to 1.0	Good homogeneity
1.0 to 1.33	Fair homogeneity
> 1.33	Poor homogeneity (e.g., glacial)



# HL-03-BB



# Post-Digestion Grain Size Distribution

Onshore Grab Sample

Sample: HL-03-BB

Total Digested Mass: 56.719 grams

% Silica: 94.1 %

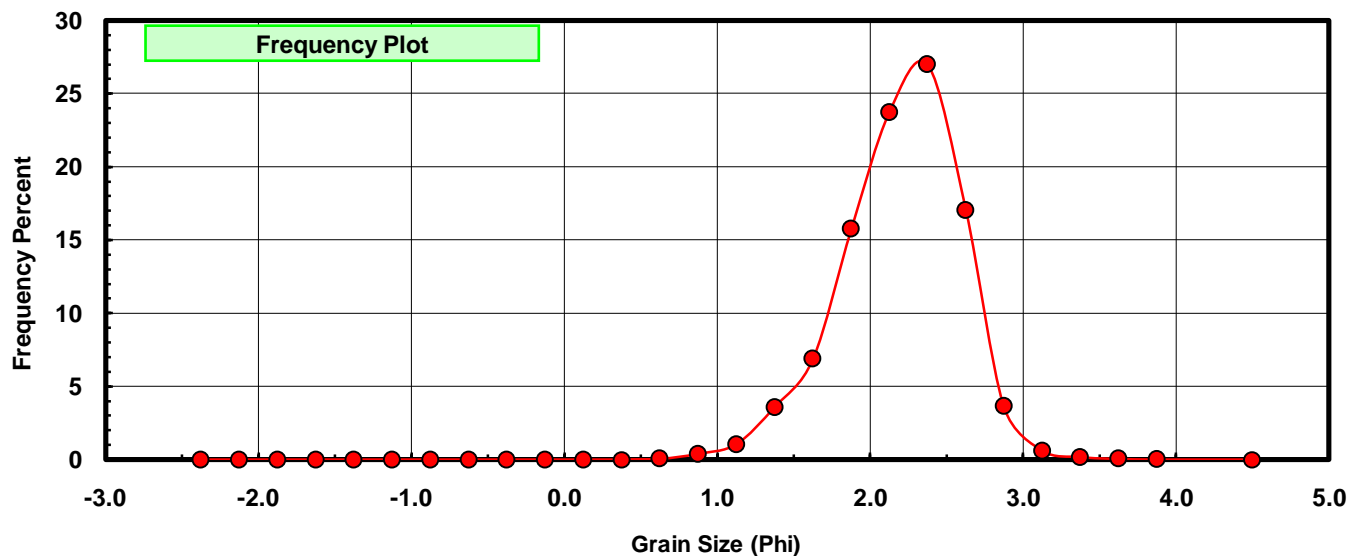
Sieve Size (phi)	Sieve Midpt (phi)	Weight (grams)	Freq Weight %	Cumulative Weight %
-2.25	-2.375	0.000	0.000	0.000
-2.00	-2.125	0.000	0.000	0.000
-1.75	-1.875	0.000	0.000	0.000
-1.50	-1.625	0.000	0.000	0.000
-1.25	-1.375	0.000	0.000	0.000
-1.00	-1.125	0.000	0.000	0.000
-0.75	-0.875	0.000	0.000	0.000
-0.50	-0.625	0.000	0.000	0.000
-0.25	-0.375	0.000	0.000	0.000
0.00	-0.125	0.000	0.000	0.000
0.25	0.125	0.004	0.007	0.007
0.50	0.375	0.006	0.011	0.018
0.75	0.625	0.033	0.058	0.076
1.00	0.875	0.227	0.400	0.476
1.25	1.125	0.594	1.047	1.523
1.50	1.375	2.031	3.581	5.104
1.75	1.625	3.902	6.880	11.984
2.00	1.875	8.940	15.762	27.746
2.25	2.125	13.444	23.703	51.448
2.50	2.375	15.301	26.977	78.425
2.75	2.625	9.670	17.049	95.474
3.00	2.875	2.074	3.657	99.131
3.25	3.125	0.350	0.617	99.748
3.50	3.375	0.093	0.164	99.912
3.75	3.625	0.032	0.056	99.968
4.00	3.875	0.012	0.021	99.989
5.00	4.500	0.006	0.011	100.000

Statistical Results			
Mean:	2.1975	phi	(0.218 mm)
Standard Dev:	0.3932	phi-units	(0.7614 mm)
Skewness:	-0.4382	dimensionless	
Kurtosis:	3.6619	dimensionless	
5th Moment:	-3.3648	dimensionless	
6th Moment:	29.5912	dimensionless	
RARD *	0.1789	dimensionless	
Median	2.1097	phi	(0.2317 mm)

\* RARD = reciprocal absolute relative dispersion (see below)

Statistical Explanation	
Calculations based on the Method of Moments	
Skewness: 3rd Stand. Moment; Exact Gaussian = 0.0	
Kurtosis: 4th Stand. Moment; Exact Gaussian = 3.0	
For Further Explanation, See Basille et al. 2002	
Millimeter data calculated by $mm = 2^{-(\phi)}$	

Reciprocal Absolute Relative Dispersion (RARD) Scale	
< 0.5	Excellent homogeneity (e.g., beaches)
0.5 to 1.0	Good homogeneity
1.0 to 1.33	Fair homogeneity
> 1.33	Poor homogeneity (e.g., glacial)



# HL-03-BB

