

Onshore Grab Sample

Sample: ES-01-MB
Sample Taken By: J. Ladner
Sample Collected On: 9/14/06
Splits? Yes

County: Escambia
Latitude: 30° 22' 40.08"
Longitude: 86° 52' 46.32"
Datum: NAD 83
Surf. Elev: N/A
Datum: N/A

Fine Data Summary

Total Sample Weight	83.53 grams
Total Fines in Sample	0.216 grams
Total Percent Fines	0.26 %

Dry Sieving Summary

Total Sample Weight	86.274 grams
Total Digested Weight	84.015 grams
Total Carbonate Weight	2.259 grams
Total Silica %	97.38 %
Total Carbonate %	2.62 %
Carbonate/Silica Ratio	0.027

General Comments:

Original Weight (with Beaker): 397.333

Description

Worked By: M. Lachance

Pre-Digestion Grain Size Distribution

Onshore Grab Sample

Sample: ES-01-MB

Total Sample Mass: 86.274 grams

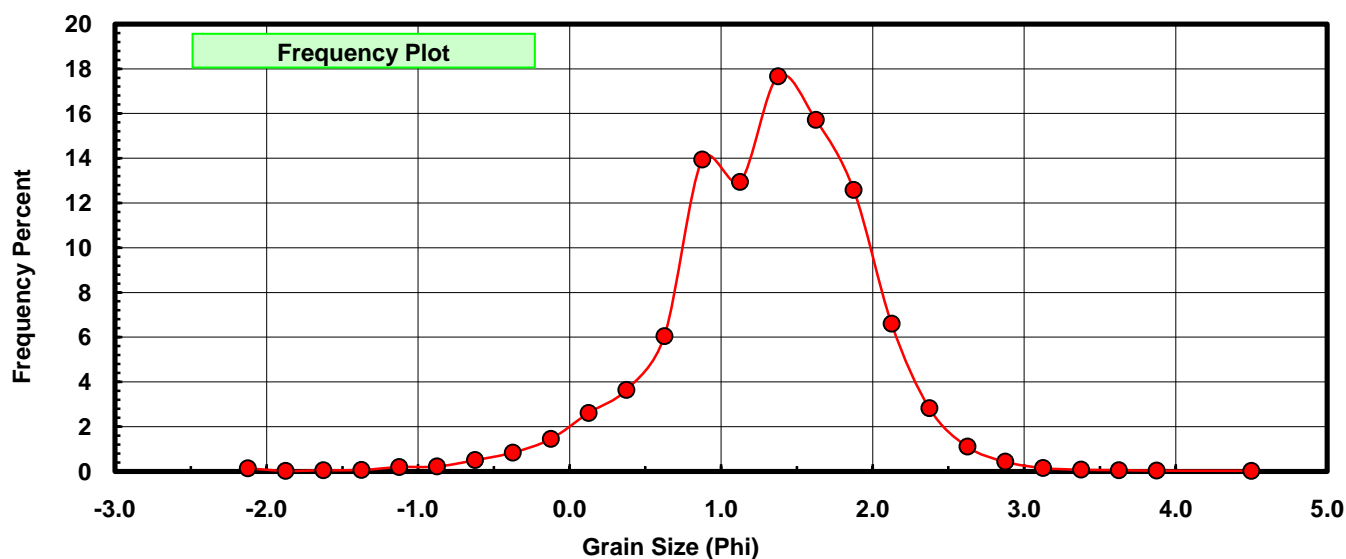
Sieve Size (phi)	Sieve Midpt (phi)	Weight (grams)	Freq Weight %	Cumulative Weight %
-2.00	-2.125	0.119	0.138	0.138
-1.75	-1.875	0.024	0.028	0.166
-1.50	-1.625	0.047	0.054	0.220
-1.25	-1.375	0.057	0.066	0.286
-1.00	-1.125	0.169	0.196	0.482
-0.75	-0.875	0.189	0.219	0.701
-0.50	-0.625	0.435	0.504	1.205
-0.25	-0.375	0.729	0.845	2.050
0.00	-0.125	1.251	1.450	3.500
0.25	0.125	2.257	2.616	6.117
0.50	0.375	3.149	3.650	9.767
0.75	0.625	5.219	6.049	15.816
1.00	0.875	12.035	13.950	29.766
1.25	1.125	11.161	12.937	42.702
1.50	1.375	15.238	17.662	60.365
1.75	1.625	13.562	15.720	76.084
2.00	1.875	10.860	12.588	88.672
2.25	2.125	5.699	6.606	95.278
2.50	2.375	2.436	2.824	98.101
2.75	2.625	0.955	1.107	99.208
3.00	2.875	0.374	0.434	99.642
3.25	3.125	0.133	0.154	99.796
3.50	3.375	0.067	0.078	99.874
3.75	3.625	0.051	0.059	99.933
4.00	3.875	0.032	0.037	99.970
5.00	4.50	0.026	0.030	100.000

Statistical Results			
Mean:	1.3005	phi	(0.406 mm)
Standard Dev:	0.6599	phi-units	(0.6329 mm)
Skewness:	-0.6215	dimensionless	
Kurtosis:	5.0139	dimensionless	
5th Moment:	-10.0124	dimensionless	
6th Moment:	64.1088	dimensionless	
RARD *	0.5074	dimensionless	
Median	1.2283	phi	(0.4268 mm)

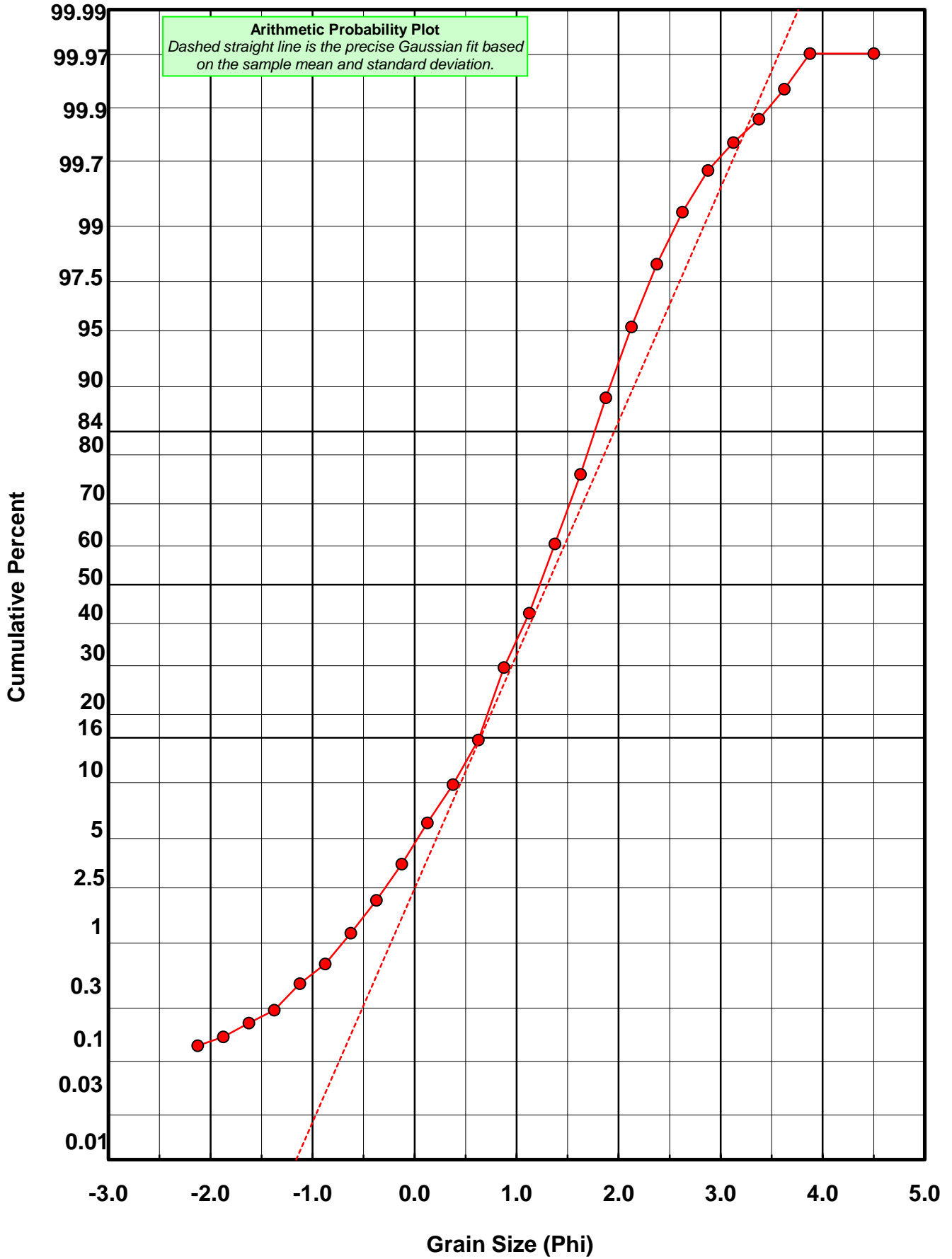
* RARD = reciprocal absolute relative dispersion (see below)

Statistical Explanation
Calculations based on the Method of Moments
Skewness: 3rd Stand. Moment; Exact Gaussian = 0.0
Kurtosis: 4th Stand. Moment; Exact Gaussian = 3.0
For Further Explanation, See Basille et al. 2002
Millimeter data calculated by $mm = 2^{(-\phi)}$

Reciprocal Absolute Relative Dispersion (RARD) Scale	
< 0.5	Excellent homogeneity (e.g., beaches)
0.5 to 1.0	Good homogeneity
1.0 to 1.33	Fair homogeneity
> 1.33	Poor homogeneity (e.g., glacial)



ES-01-MB



Carbonate Grain Size Distribution

Onshore Grab Sample

Sample: ES-01-MB

Total Carbonate Mass: 4.059 grams

% Carbonate: 2.6 %

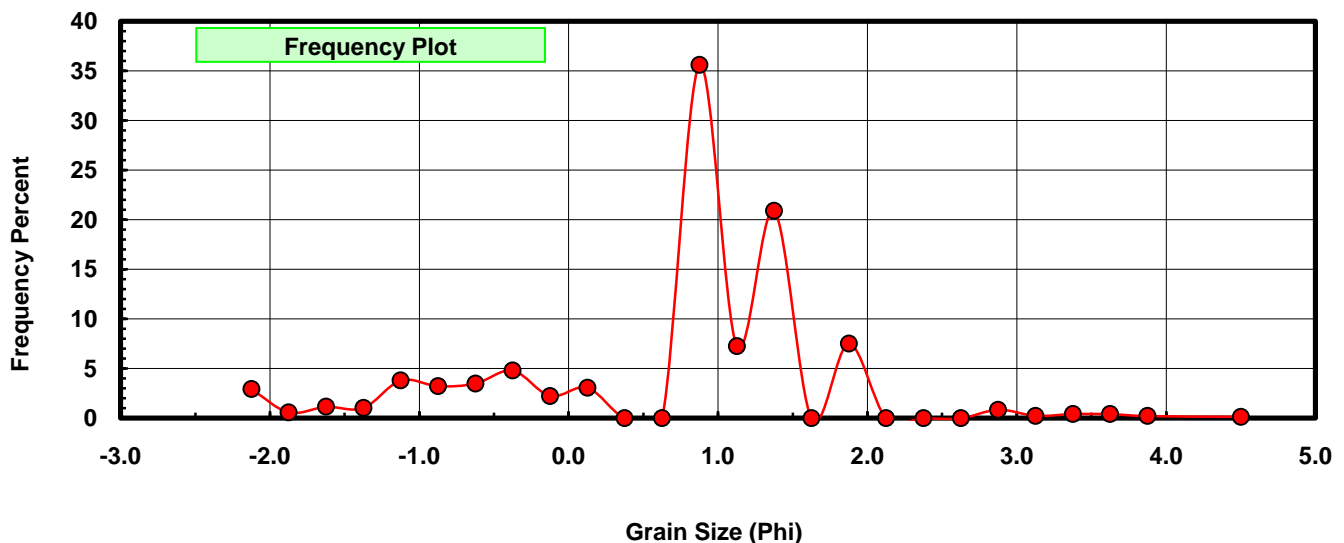
Sieve Size (phi)	Sieve Midpt (phi)	Weight (grams)	Freq Weight %	Cumulative Weight %
-2.00	-2.125	0.119	2.932	2.932
-1.75	-1.875	0.024	0.591	3.523
-1.50	-1.625	0.047	1.158	4.681
-1.25	-1.375	0.042	1.035	5.716
-1.00	-1.125	0.155	3.819	9.534
-0.75	-0.875	0.131	3.227	12.762
-0.50	-0.625	0.142	3.498	16.260
-0.25	-0.375	0.195	4.804	21.064
0.00	-0.125	0.091	2.242	23.306
0.25	0.125	0.125	3.080	26.386
0.50	0.375	0.000	0.000	26.386
0.75	0.625	0.000	0.000	26.386
1.00	0.875	1.445	35.600	61.986
1.25	1.125	0.295	7.268	69.254
1.50	1.375	0.849	20.916	90.170
1.75	1.625	0.000	0.000	90.170
2.00	1.875	0.305	7.514	97.684
2.25	2.125	0.000	0.000	97.684
2.50	2.375	0.000	0.000	97.684
2.75	2.625	0.000	0.000	97.684
3.00	2.875	0.035	0.862	98.546
3.25	3.125	0.010	0.246	98.793
3.50	3.375	0.017	0.419	99.212
3.75	3.625	0.017	0.419	99.630
4.00	3.875	0.009	0.222	99.852
5.00	4.500	0.006	0.148	100.000

Statistical Results			
Mean:	0.6823	phi	(0.6232 mm)
Standard Dev:	1.0571	phi-units	(0.4806 mm)
Skewness:	-0.6804	dimensionless	
Kurtosis:	3.9467	dimensionless	
5th Moment:	-2.8919	dimensionless	
6th Moment:	24.0342	dimensionless	
RARD *	1.5492	dimensionless	
Median	0.7908	phi	(0.578 mm)

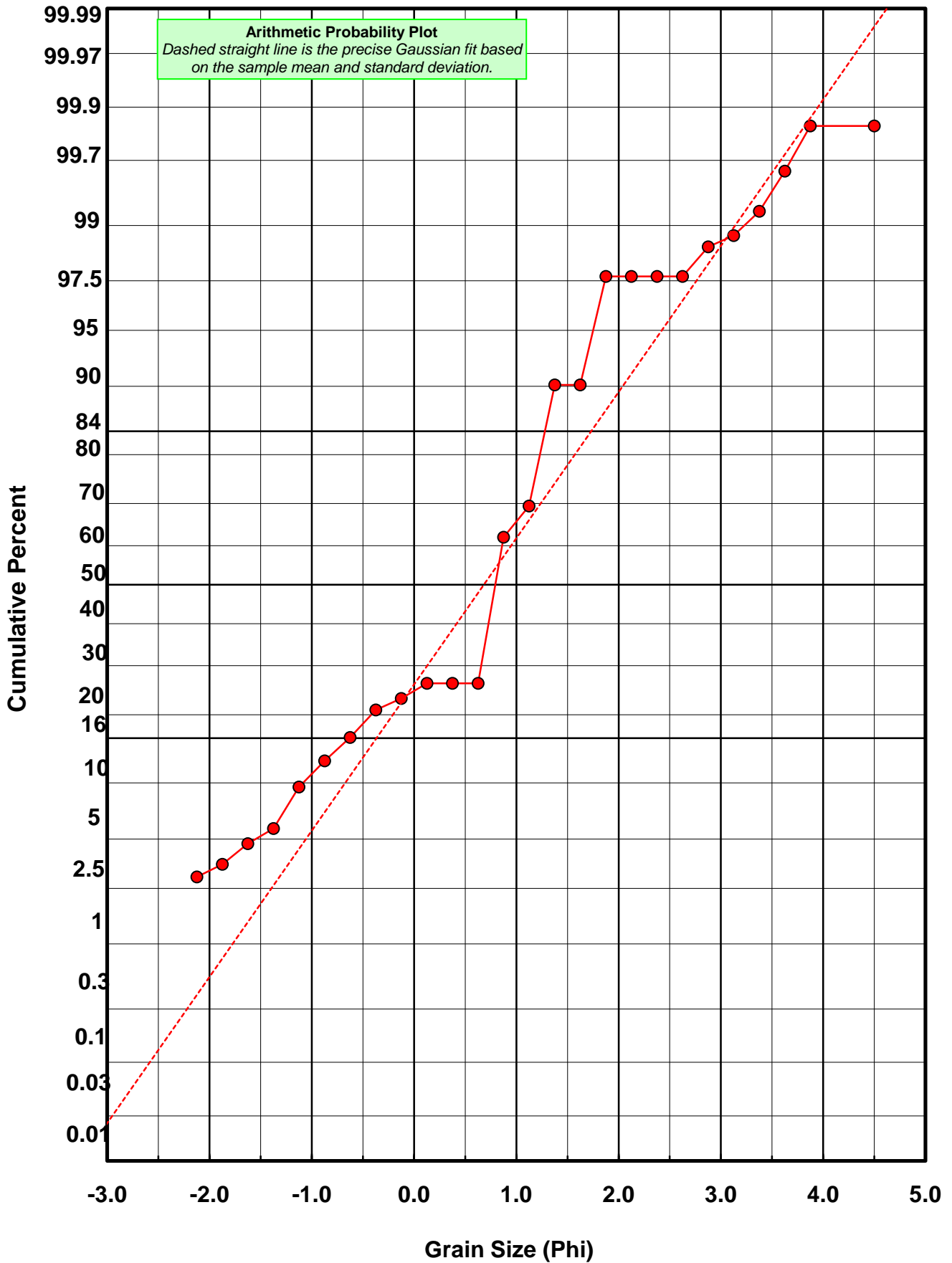
* RARD = reciprocal absolute relative dispersion (see below)

Statistical Explanation	
Calculations based on the Method of Moments	
Skewness: 3rd Stand. Moment; Exact Gaussian = 0.0	
Kurtosis: 4th Stand. Moment; Exact Gaussian = 3.0	
For Further Explanation, See Basille et al. 2002	
Millimeter data calculated by $mm = 2^{(-phi)}$	

Reciprocal Absolute Relative Dispersion (RARD) Scale	
< 0.5	Excellent homogeneity (e.g., beaches)
0.5 to 1.0	Good homogeneity
1.0 to 1.33	Fair homogeneity
> 1.33	Poor homogeneity (e.g., glacial)



ES-01-MB



Post-Digestion Grain Size Distribution

Onshore Grab Sample

Sample: ES-01-MB

Total Digested Mass: 84.015 grams

% Silica: 97.4 %

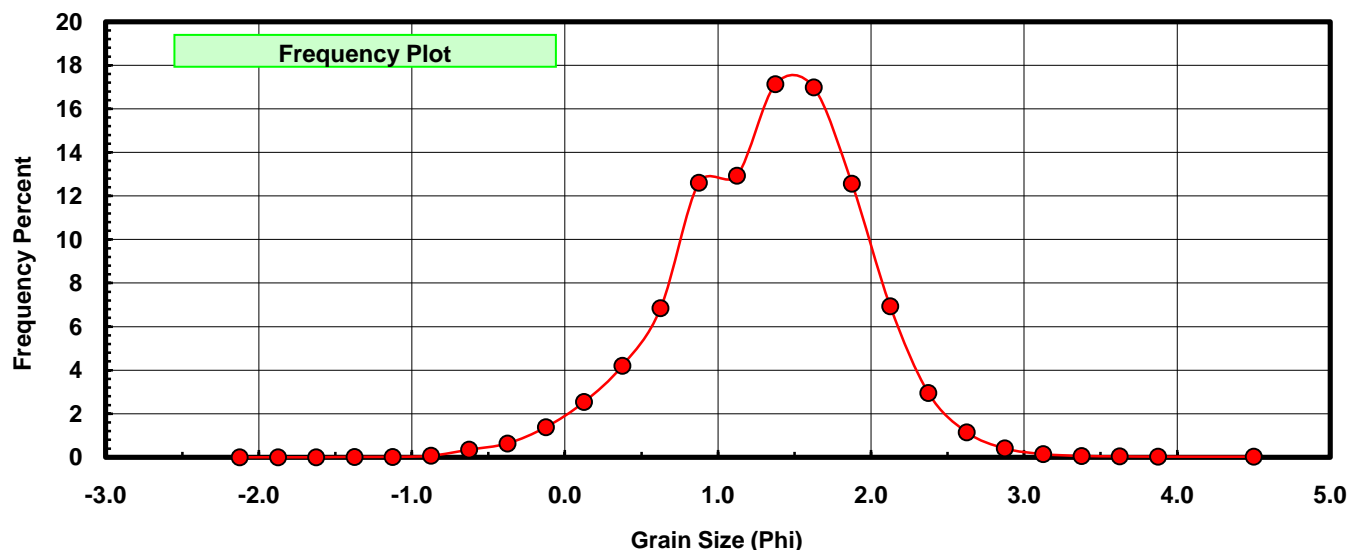
Sieve Size (phi)	Sieve Midpt (phi)	Weight (grams)	Freq Weight %	Cumulative Weight %
-2.00	-2.125	0.000	0.000	0.000
-1.75	-1.875	0.000	0.000	0.000
-1.50	-1.625	0.000	0.000	0.000
-1.25	-1.375	0.015	0.018	0.018
-1.00	-1.125	0.014	0.017	0.035
-0.75	-0.875	0.058	0.069	0.104
-0.50	-0.625	0.293	0.349	0.452
-0.25	-0.375	0.534	0.636	1.088
0.00	-0.125	1.160	1.381	2.469
0.25	0.125	2.132	2.538	5.006
0.50	0.375	3.530	4.202	9.208
0.75	0.625	5.750	6.844	16.052
1.00	0.875	10.590	12.605	28.657
1.25	1.125	10.866	12.933	41.590
1.50	1.375	14.389	17.127	58.717
1.75	1.625	14.267	16.981	75.698
2.00	1.875	10.555	12.563	88.262
2.25	2.125	5.829	6.938	95.200
2.50	2.375	2.478	2.949	98.149
2.75	2.625	0.966	1.150	99.299
3.00	2.875	0.339	0.403	99.702
3.25	3.125	0.123	0.146	99.849
3.50	3.375	0.050	0.060	99.908
3.75	3.625	0.034	0.040	99.949
4.00	3.875	0.023	0.027	99.976
5.00	4.500	0.020	0.024	100.000

Statistical Results			
Mean:	1.3266	phi	(0.3987 mm)
Standard Dev:	0.6188	phi-units	(0.6512 mm)
Skewness:	-0.2734	dimensionless	
Kurtosis:	3.5313	dimensionless	
5th Moment:	-1.5527	dimensionless	
6th Moment:	25.6005	dimensionless	
RARD *	0.4664	dimensionless	
Median	1.2478	phi	(0.4211 mm)

* RARD = reciprocal absolute relative dispersion (see below)

Statistical Explanation	
Calculations based on the Method of Moments	
Skewness: 3rd Stand. Moment; Exact Gaussian = 0.0	
Kurtosis: 4th Stand. Moment; Exact Gaussian = 3.0	
For Further Explanation, See Basille et al. 2002	
Millimeter data calculated by $mm = 2^{(-phi)}$	

Reciprocal Absolute Relative Dispersion (RARD) Scale	
< 0.5	Excellent homogeneity (e.g., beaches)
0.5 to 1.0	Good homogeneity
1.0 to 1.33	Fair homogeneity
> 1.33	Poor homogeneity (e.g., glacial)



ES-01-MB

