

Onshore Grab Sample

Sample: PS-07
Sample Taken By: D. Phelps
Sample Collected On: 3/2/11
Splits? N/A

County: Pasco
Latitude: 28° 15' 12.4" N
Longitude: 82° 45' 26.3" W
Datum: WGS 84
Surf. Elev: N/A
Datum: N/A

Fine Data Summary

Total Sample Weight 39.875 grams
Total Fines in Sample 0.546 grams
Total Percent Fines 1.35 %

Dry Sieving Summary

Total Sample Weight 40.096 grams
Total Digested Weight 22.058 grams
Total Carbonate Weight 18.038 grams
Total Silica % 55.01 %
Total Carbonate % 44.99 %
Carbonate/Silica Ratio 0.818

General Comments:

None

Description

Worked By: M. Ladle

Pre-Digestion Grain Size Distribution

Onshore Grab Sample

Sample: PS-07

Total Sample Mass: 40.096 grams

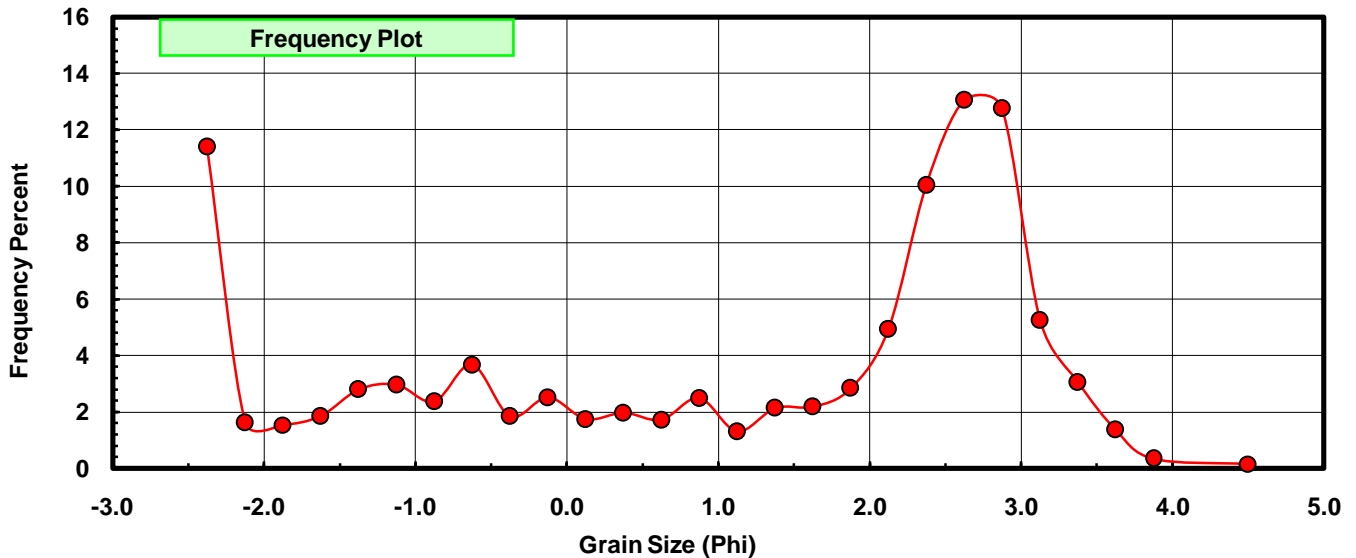
Sieve Size (phi)	Sieve Midpt (phi)	Weight (grams)	Freq Weight %	Cumulative Weight %
-2.25	-2.375	4.574	11.408	11.408
-2.00	-2.125	0.653	1.629	13.036
-1.75	-1.875	0.619	1.544	14.580
-1.50	-1.625	0.743	1.853	16.433
-1.25	-1.375	1.123	2.801	19.234
-1.00	-1.125	1.190	2.968	22.202
-0.75	-0.875	0.949	2.367	24.569
-0.50	-0.625	1.473	3.674	28.242
-0.25	-0.375	0.741	1.848	30.090
0.00	-0.125	1.010	2.519	32.609
0.25	0.125	0.697	1.738	34.348
0.50	0.375	0.791	1.973	36.320
0.75	0.625	0.688	1.716	38.036
1.00	0.875	1.001	2.497	40.533
1.25	1.125	0.524	1.307	41.840
1.50	1.375	0.857	2.137	43.977
1.75	1.625	0.877	2.187	46.164
2.00	1.875	1.139	2.841	49.005
2.25	2.125	1.982	4.943	53.948
2.50	2.375	4.030	10.051	63.999
2.75	2.625	5.235	13.056	77.055
3.00	2.875	5.120	12.769	89.824
3.25	3.125	2.106	5.252	95.077
3.50	3.375	1.225	3.055	98.132
3.75	3.625	0.547	1.364	99.496
4.00	3.875	0.138	0.344	99.840
5.00	4.50	0.064	0.160	100.000

Statistical Results			
Mean:	1.0756	phi	(0.4745 mm)
Standard Dev:	2.0005	phi-units	(0.2499 mm)
Skewness:	-0.5733	dimensionless	
Kurtosis:	1.7793	dimensionless	
5th Moment:	-1.9875	dimensionless	
6th Moment:	4.1989	dimensionless	
RARD *	1.8599	dimensionless	
Median	1.9253	phi	(0.2633 mm)

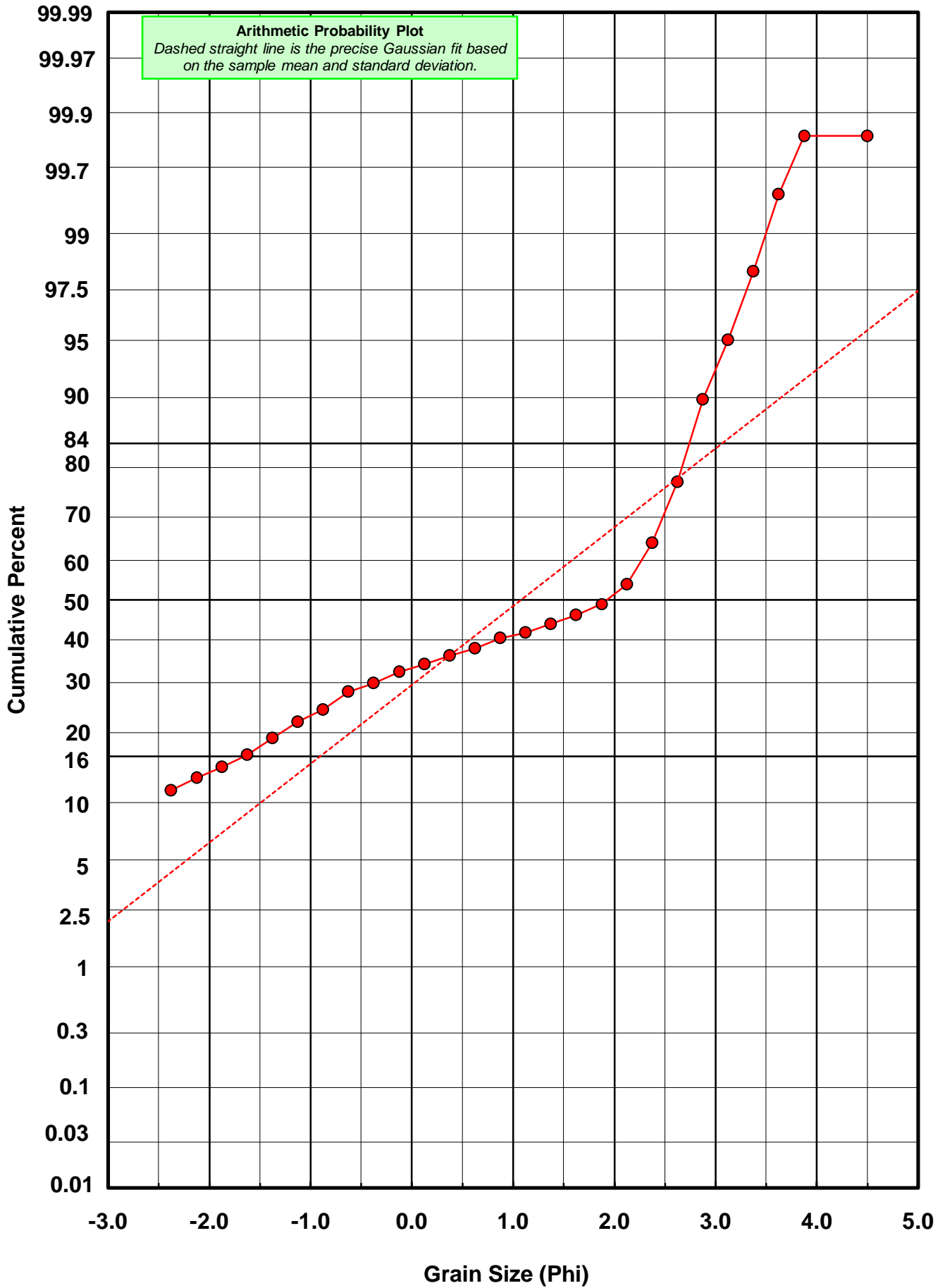
* RARD = reciprocal absolute relative dispersion (see below)

Statistical Explanation	
Calculations based on the Method of Moments	
Skewness: 3rd Stand. Moment; Exact Gaussian = 0.0	
Kurtosis: 4th Stand. Moment; Exact Gaussian = 3.0	
For Further Explanation, See Basille et al. 2002	
Millimeter data calculated by $mm = 2^{(-phi)}$	

Reciprocal Absolute Relative Dispersion (RARD) Scale	
< 0.5	Excellent homogeneity (e.g., beaches)
0.5 to 1.0	Good homogeneity
1.0 to 1.33	Fair homogeneity
> 1.33	Poor homogeneity (e.g., glacial)



PS-07



Carbonate Grain Size Distribution

Onshore Grab Sample

Sample: PS-07

Total Carbonate Mass: 18.182 grams

% Carbonate: 45.0 %

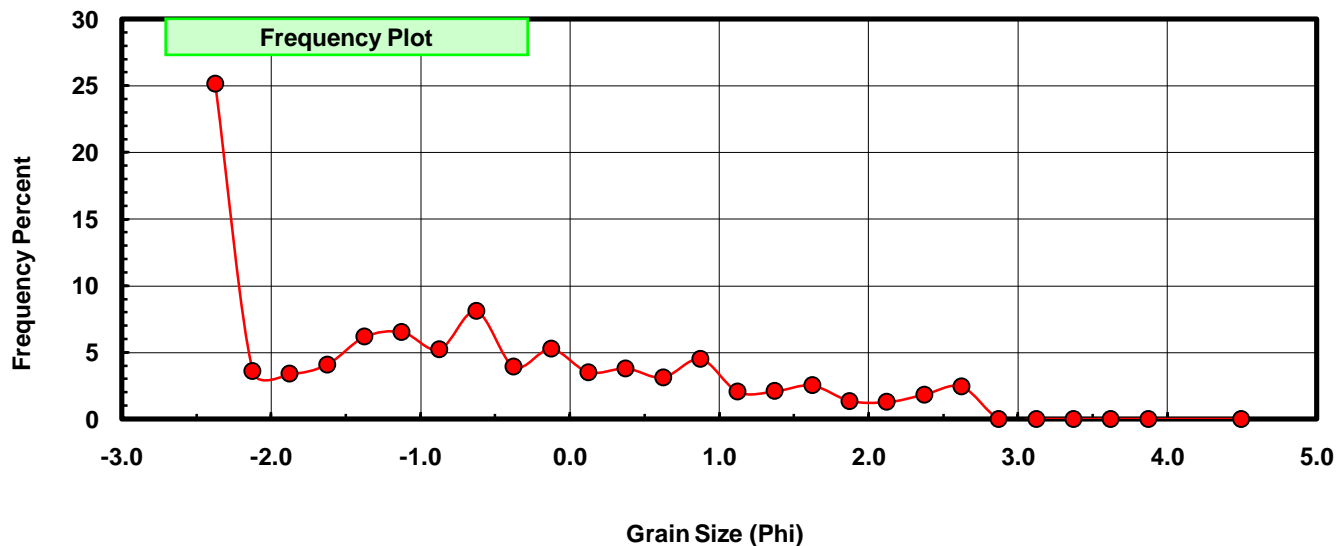
Sieve Size (phi)	Sieve Midpt (phi)	Weight (grams)	Freq Weight %	Cumulative Weight %
-2.25	-2.375	4.574	25.157	25.157
-2.00	-2.125	0.653	3.591	28.748
-1.75	-1.875	0.619	3.404	32.153
-1.50	-1.625	0.743	4.086	36.239
-1.25	-1.375	1.123	6.176	42.416
-1.00	-1.125	1.190	6.545	48.961
-0.75	-0.875	0.949	5.219	54.180
-0.50	-0.625	1.473	8.101	62.281
-0.25	-0.375	0.715	3.932	66.214
0.00	-0.125	0.956	5.258	71.472
0.25	0.125	0.638	3.509	74.981
0.50	0.375	0.692	3.806	78.787
0.75	0.625	0.568	3.124	81.911
1.00	0.875	0.820	4.510	86.421
1.25	1.125	0.371	2.040	88.461
1.50	1.375	0.382	2.101	90.562
1.75	1.625	0.458	2.519	93.081
2.00	1.875	0.248	1.364	94.445
2.25	2.125	0.233	1.281	95.727
2.50	2.375	0.334	1.837	97.564
2.75	2.625	0.443	2.436	100.000
3.00	2.875	0.000	0.000	100.000
3.25	3.125	0.000	0.000	100.000
3.50	3.375	0.000	0.000	100.000
3.75	3.625	0.000	0.000	100.000
4.00	3.875	0.000	0.000	100.000
5.00	4.500	0.000	0.000	100.000

Statistical Results			
Mean:	-0.7494	phi	(1.6811 mm)
Standard Dev:	1.4860	phi-units	(0.357 mm)
Skewness:	0.5864	dimensionless	
Kurtosis:	2.2574	dimensionless	
5th Moment:	3.1043	dimensionless	
6th Moment:	7.6836	dimensionless	
RARD *	1.9829	dimensionless	
Median	-1.0752	phi	(2.107 mm)

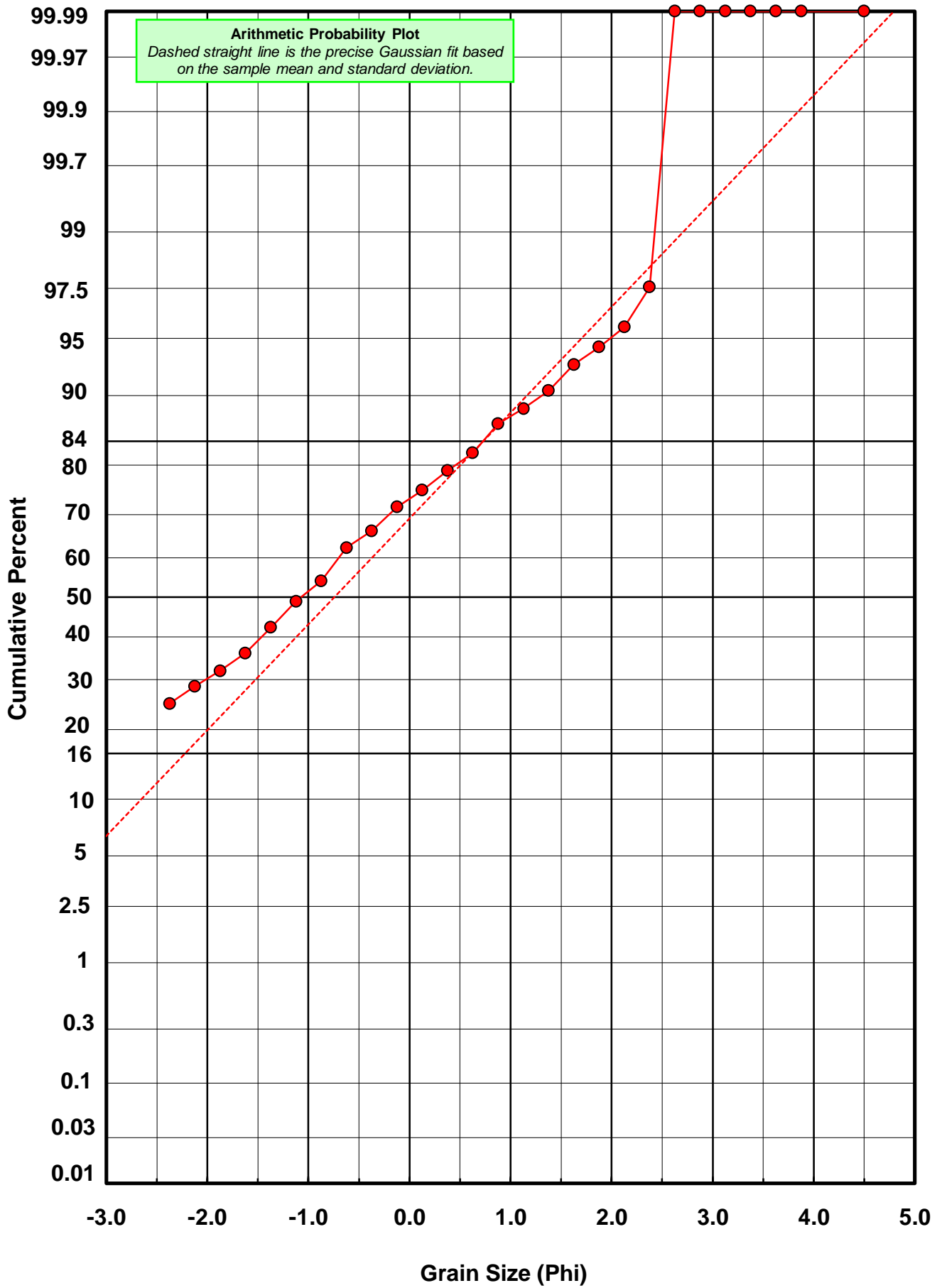
* RARD = reciprocal absolute relative dispersion (see below)

Statistical Explanation	
Calculations based on the Method of Moments	
Skewness: 3rd Stand. Moment; Exact Gaussian = 0.0	
Kurtosis: 4th Stand. Moment; Exact Gaussian = 3.0	
For Further Explanation, See Basille et al. 2002	
Millimeter data calculated by $mm = 2^{-(\phi)}$	

Reciprocal Absolute Relative Dispersion (RARD) Scale	
< 0.5	Excellent homogeneity (e.g., beaches)
0.5 to 1.0	Good homogeneity
1.0 to 1.33	Fair homogeneity
> 1.33	Poor homogeneity (e.g., glacial)



PS-07



Post-Digestion Grain Size Distribution

Onshore Grab Sample

Sample: PS-07

Total Digested Mass: 22.058 grams

% Silica: 55.0 %

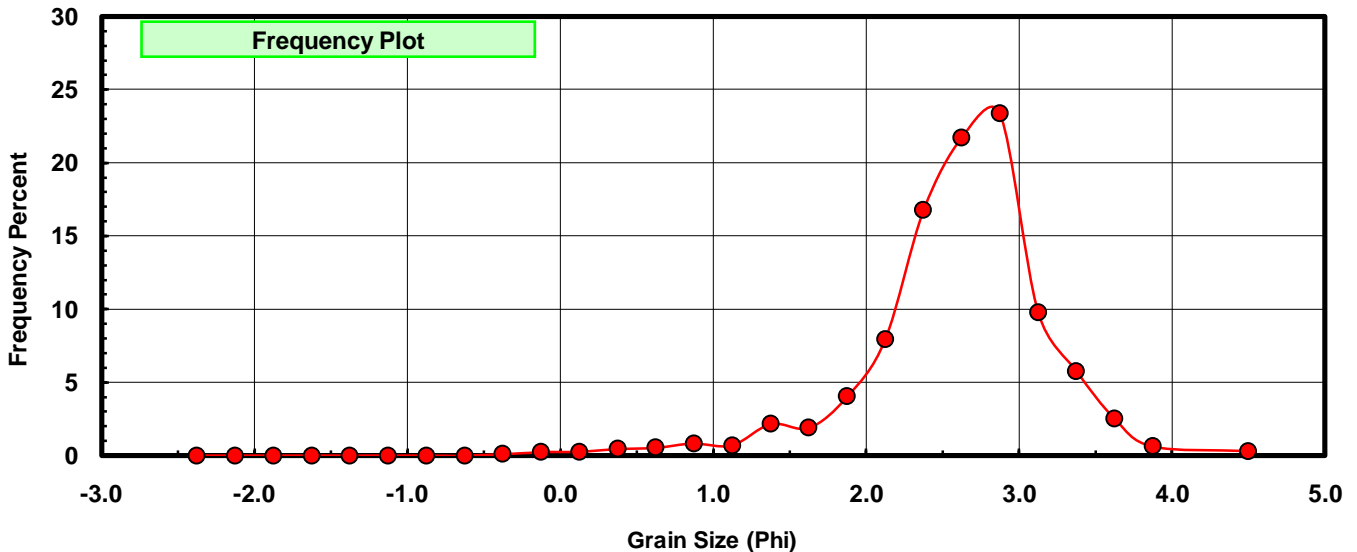
Sieve Size (phi)	Sieve Midpt (phi)	Weight (grams)	Freq Weight %	Cumulative Weight %
-2.25	-2.375	0.000	0.000	0.000
-2.00	-2.125	0.000	0.000	0.000
-1.75	-1.875	0.000	0.000	0.000
-1.50	-1.625	0.000	0.000	0.000
-1.25	-1.375	0.000	0.000	0.000
-1.00	-1.125	0.000	0.000	0.000
-0.75	-0.875	0.000	0.000	0.000
-0.50	-0.625	0.000	0.000	0.000
-0.25	-0.375	0.026	0.118	0.118
0.00	-0.125	0.054	0.245	0.363
0.25	0.125	0.059	0.267	0.630
0.50	0.375	0.099	0.449	1.079
0.75	0.625	0.120	0.544	1.623
1.00	0.875	0.181	0.821	2.444
1.25	1.125	0.153	0.694	3.137
1.50	1.375	0.475	2.153	5.291
1.75	1.625	0.419	1.900	7.190
2.00	1.875	0.891	4.039	11.229
2.25	2.125	1.749	7.929	19.159
2.50	2.375	3.696	16.756	35.914
2.75	2.625	4.792	21.725	57.639
3.00	2.875	5.156	23.375	81.014
3.25	3.125	2.159	9.788	90.802
3.50	3.375	1.271	5.762	96.564
3.75	3.625	0.554	2.512	99.075
4.00	3.875	0.138	0.626	99.701
5.00	4.500	0.066	0.299	100.000

Statistical Results			
Mean:	2.5937	phi	(0.1657 mm)
Standard Dev:	0.6078	phi-units	(0.6562 mm)
Skewness:	-1.1515	dimensionless	
Kurtosis:	6.2470	dimensionless	
5th Moment:	-17.5508	dimensionless	
6th Moment:	79.8846	dimensionless	
RARD *	0.2343	dimensionless	
Median	2.5371	phi	(0.1723 mm)

* RARD = reciprocal absolute relative dispersion (see below)

Statistical Explanation	
Calculations based on the Method of Moments	
Skewness: 3rd Stand. Moment; Exact Gaussian = 0.0	
Kurtosis: 4th Stand. Moment; Exact Gaussian = 3.0	
For Further Explanation, See Basille et al. 2002	
Millimeter data calculated by $mm = 2^{-(\phi)}$	

Reciprocal Absolute Relative Dispersion (RARD) Scale	
< 0.5	Excellent homogeneity (e.g., beaches)
0.5 to 1.0	Good homogeneity
1.0 to 1.33	Fair homogeneity
> 1.33	Poor homogeneity (e.g., glacial)



PS-07

