

Onshore Grab Sample

Sample: LV-08
Sample Taken By: D. Phelps
Sample Collected On: 2/21/11
Splits? N/A

County: Levy
Latitude: 29° 8' 9.8" N
Longitude: 83° 2' 13.4" W
Datum: WGS 84
Surf. Elev: N/A
Datum: N/A

Fine Data Summary

Total Sample Weight 53.411 grams
Total Fines in Sample 0.025 grams
Total Percent Fines 0.05 %

Dry Sieving Summary

Total Sample Weight 53.594 grams
Total Digested Weight 46.760 grams
Total Carbonate Weight 6.834 grams
Total Silica % 87.25 %
Total Carbonate % 12.75 %
Carbonate/Silica Ratio 0.146

General Comments:

None

Description

Worked By: M. Ladle

Pre-Digestion Grain Size Distribution

Onshore Grab Sample

Sample: LV-08

Total Sample Mass: 53.594 grams

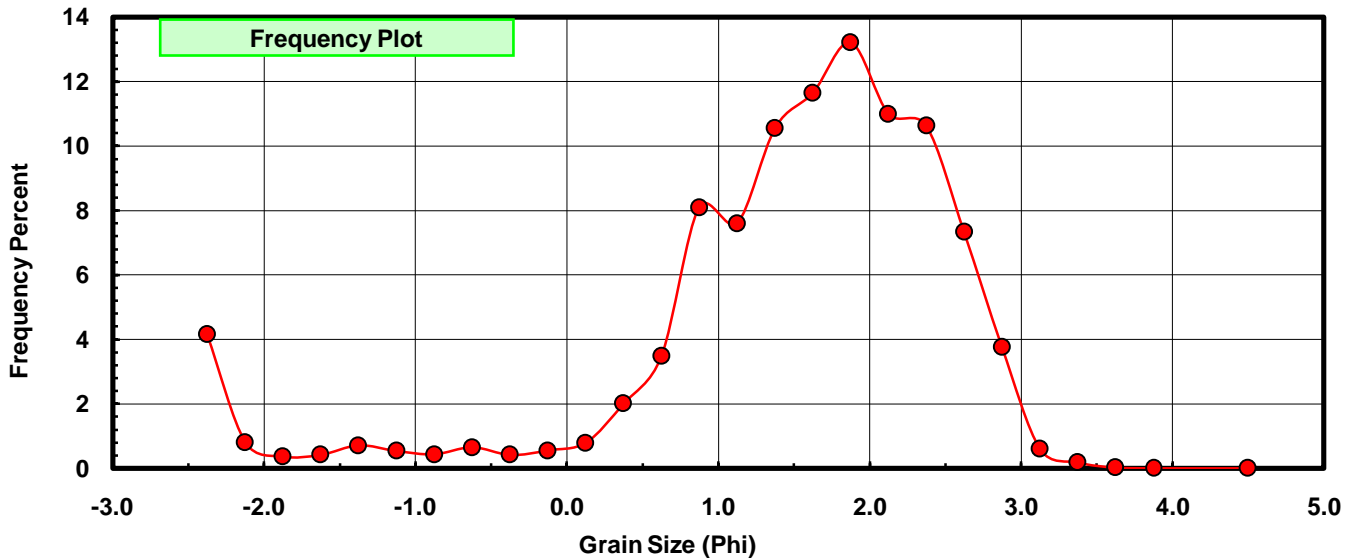
Sieve Size (phi)	Sieve Midpt (phi)	Weight (grams)	Freq Weight %	Cumulative Weight %
-2.25	-2.375	2.230	4.161	4.161
-2.00	-2.125	0.434	0.810	4.971
-1.75	-1.875	0.195	0.364	5.335
-1.50	-1.625	0.225	0.420	5.754
-1.25	-1.375	0.379	0.707	6.462
-1.00	-1.125	0.293	0.547	7.008
-0.75	-0.875	0.230	0.429	7.437
-0.50	-0.625	0.350	0.653	8.090
-0.25	-0.375	0.227	0.424	8.514
0.00	-0.125	0.298	0.556	9.070
0.25	0.125	0.424	0.791	9.861
0.50	0.375	1.079	2.013	11.874
0.75	0.625	1.866	3.482	15.356
1.00	0.875	4.338	8.094	23.450
1.25	1.125	4.069	7.592	31.043
1.50	1.375	5.658	10.557	41.600
1.75	1.625	6.242	11.647	53.247
2.00	1.875	7.081	13.212	66.459
2.25	2.125	5.892	10.994	77.453
2.50	2.375	5.695	10.626	88.079
2.75	2.625	3.932	7.337	95.416
3.00	2.875	2.021	3.771	99.186
3.25	3.125	0.322	0.601	99.787
3.50	3.375	0.098	0.183	99.970
3.75	3.625	0.014	0.026	99.996
4.00	3.875	0.001	0.002	99.998
5.00	4.50	0.001	0.002	100.000

Statistical Results			
Mean:	1.4261	phi	(0.3721 mm)
Standard Dev:	1.2076	phi-units	(0.433 mm)
Skewness:	-1.7030	dimensionless	
Kurtosis:	5.9116	dimensionless	
5th Moment:	-16.6491	dimensionless	
6th Moment:	51.6147	dimensionless	
RARD *	0.8468	dimensionless	
Median	1.5553	phi	(0.3403 mm)

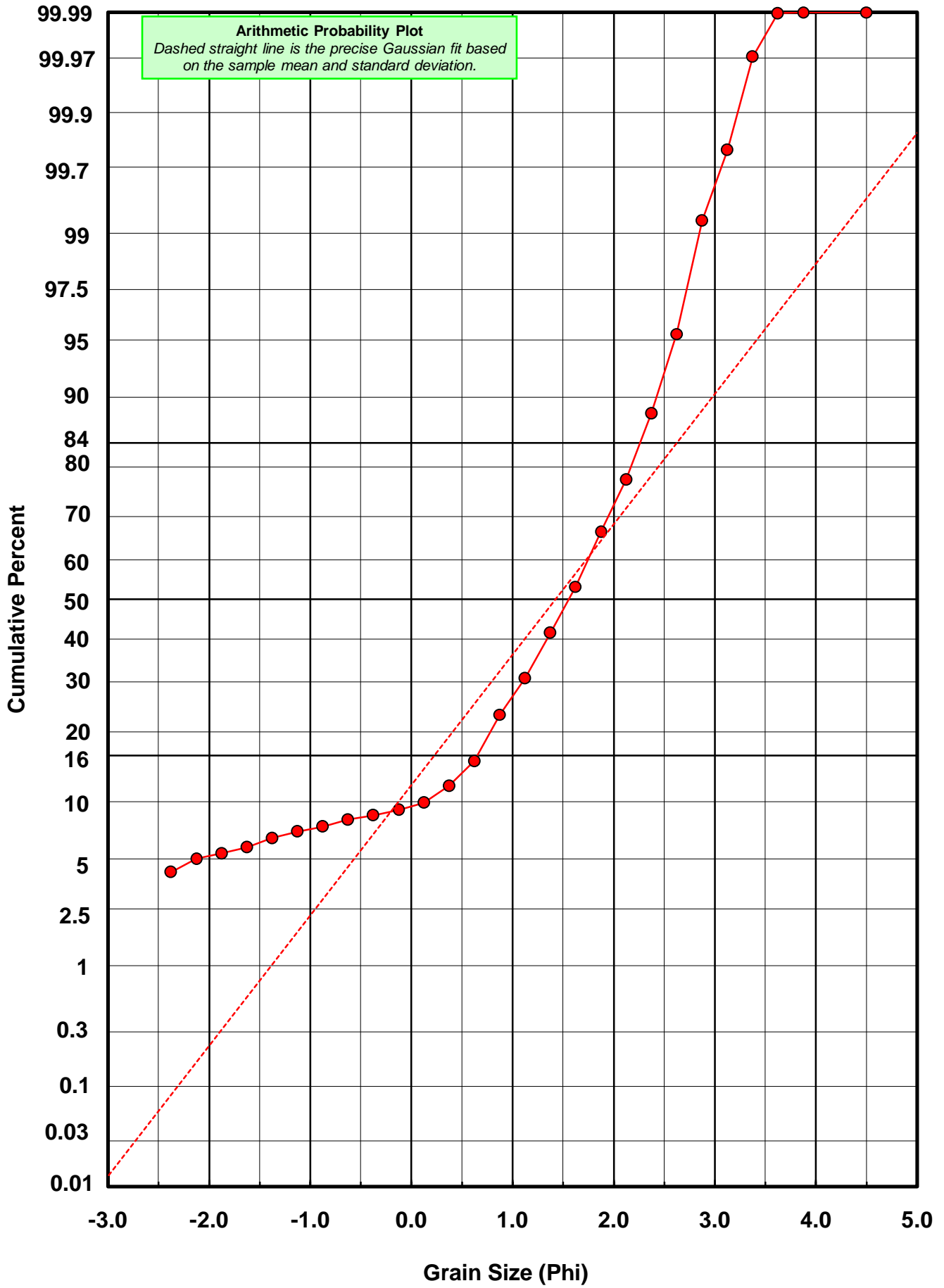
* RARD = reciprocal absolute relative dispersion (see below)

Statistical Explanation	
Calculations based on the Method of Moments	
Skewness: 3rd Stand. Moment; Exact Gaussian = 0.0	
Kurtosis: 4th Stand. Moment; Exact Gaussian = 3.0	
For Further Explanation, See Basille et al. 2002	
Millimeter data calculated by $mm = 2^{-(\phi)}$	

Reciprocal Absolute Relative Dispersion (RARD) Scale	
< 0.5	Excellent homogeneity (e.g., beaches)
0.5 to 1.0	Good homogeneity
1.0 to 1.33	Fair homogeneity
> 1.33	Poor homogeneity (e.g., glacial)



LV-08



Carbonate Grain Size Distribution

Onshore Grab Sample

Sample: LV-08

Total Carbonate Mass: 6.870 grams

% Carbonate: 12.8 %

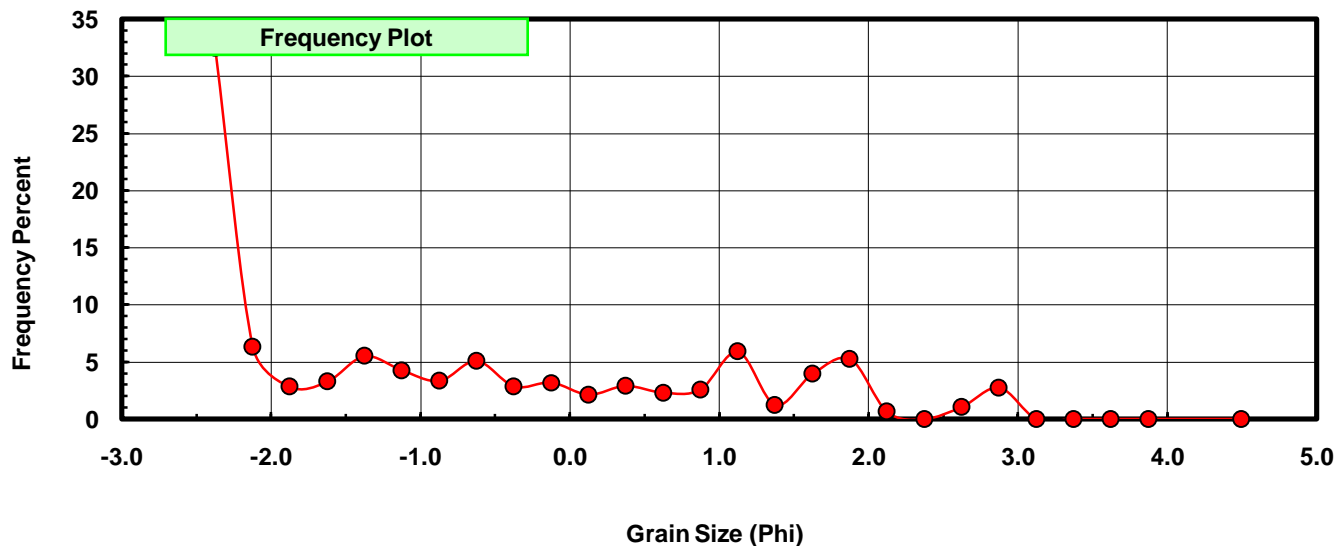
Sieve Size (phi)	Sieve Midpt (phi)	Weight (grams)	Freq Weight %	Cumulative Weight %
-2.25	-2.375	2.230	32.460	32.460
-2.00	-2.125	0.434	6.317	38.777
-1.75	-1.875	0.195	2.838	41.616
-1.50	-1.625	0.225	3.275	44.891
-1.25	-1.375	0.379	5.517	50.408
-1.00	-1.125	0.293	4.265	54.672
-0.75	-0.875	0.230	3.348	58.020
-0.50	-0.625	0.350	5.095	63.115
-0.25	-0.375	0.197	2.868	65.983
0.00	-0.125	0.221	3.217	69.199
0.25	0.125	0.147	2.140	71.339
0.50	0.375	0.200	2.911	74.250
0.75	0.625	0.159	2.314	76.565
1.00	0.875	0.177	2.576	79.141
1.25	1.125	0.406	5.910	85.051
1.50	1.375	0.085	1.237	86.288
1.75	1.625	0.272	3.959	90.247
2.00	1.875	0.362	5.269	95.517
2.25	2.125	0.046	0.670	96.186
2.50	2.375	0.000	0.000	96.186
2.75	2.625	0.073	1.063	97.249
3.00	2.875	0.189	2.751	100.000
3.25	3.125	0.000	0.000	100.000
3.50	3.375	0.000	0.000	100.000
3.75	3.625	0.000	0.000	100.000
4.00	3.875	0.000	0.000	100.000
5.00	4.500	0.000	0.000	100.000

Statistical Results			
Mean:	-0.7929	phi	(1.7326 mm)
Standard Dev:	1.6230	phi-units	(0.3247 mm)
Skewness:	0.6572	dimensionless	
Kurtosis:	2.1148	dimensionless	
5th Moment:	3.0335	dimensionless	
6th Moment:	6.8681	dimensionless	
RARD *	2.0469	dimensionless	
Median	-1.3935	phi	(2.6271 mm)

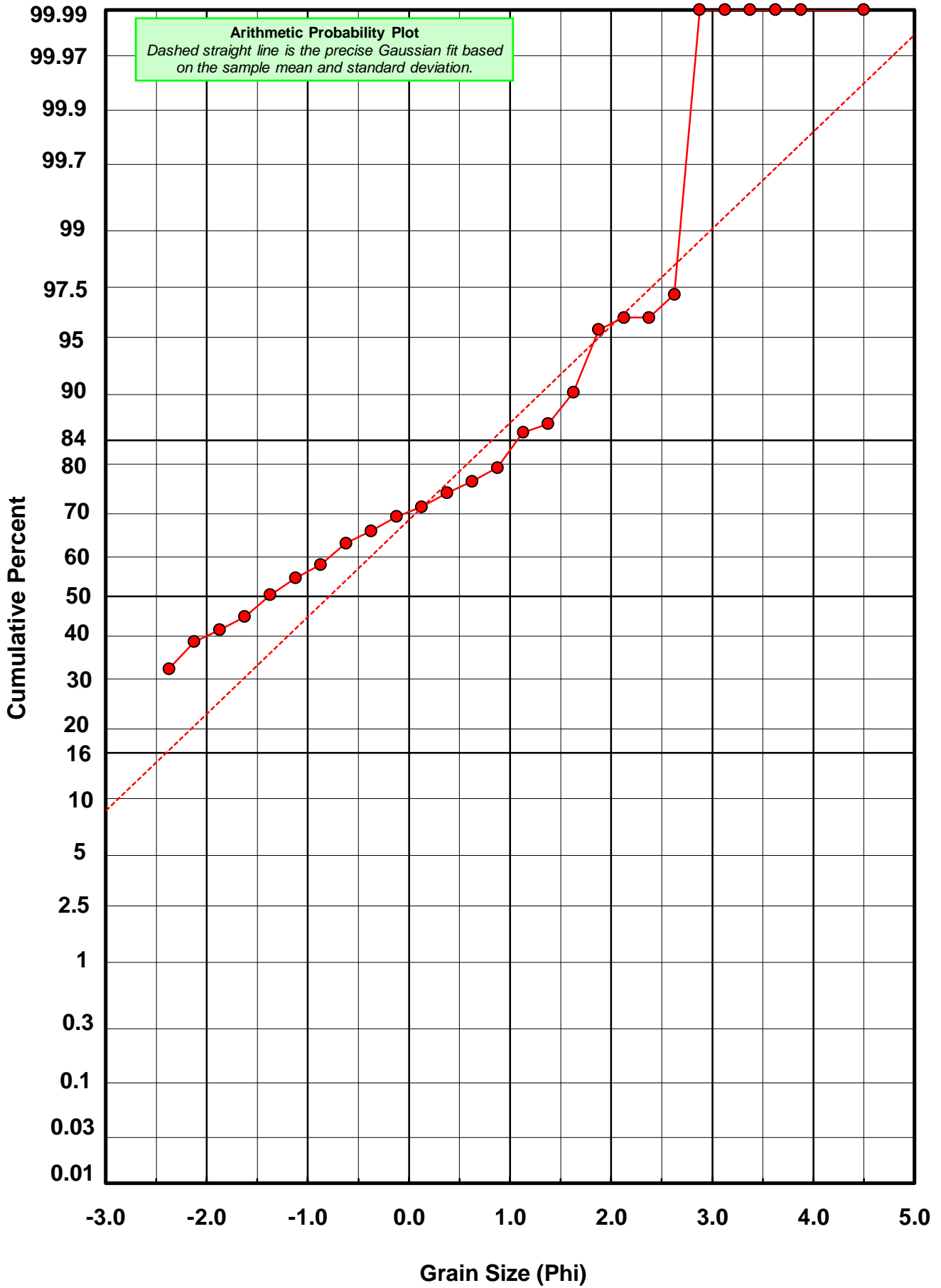
* RARD = reciprocal absolute relative dispersion (see below)

Statistical Explanation	
Calculations based on the Method of Moments	
Skewness: 3rd Stand. Moment; Exact Gaussian = 0.0	
Kurtosis: 4th Stand. Moment; Exact Gaussian = 3.0	
For Further Explanation, See Basille et al. 2002	
Millimeter data calculated by $mm = 2^{-(\phi)}$	

Reciprocal Absolute Relative Dispersion (RARD) Scale	
< 0.5	Excellent homogeneity (e.g., beaches)
0.5 to 1.0	Good homogeneity
1.0 to 1.33	Fair homogeneity
> 1.33	Poor homogeneity (e.g., glacial)



LV-08



Post-Digestion Grain Size Distribution

Onshore Grab Sample

Sample: LV-08

Total Digested Mass: 46.760 grams

% Silica: 87.2 %

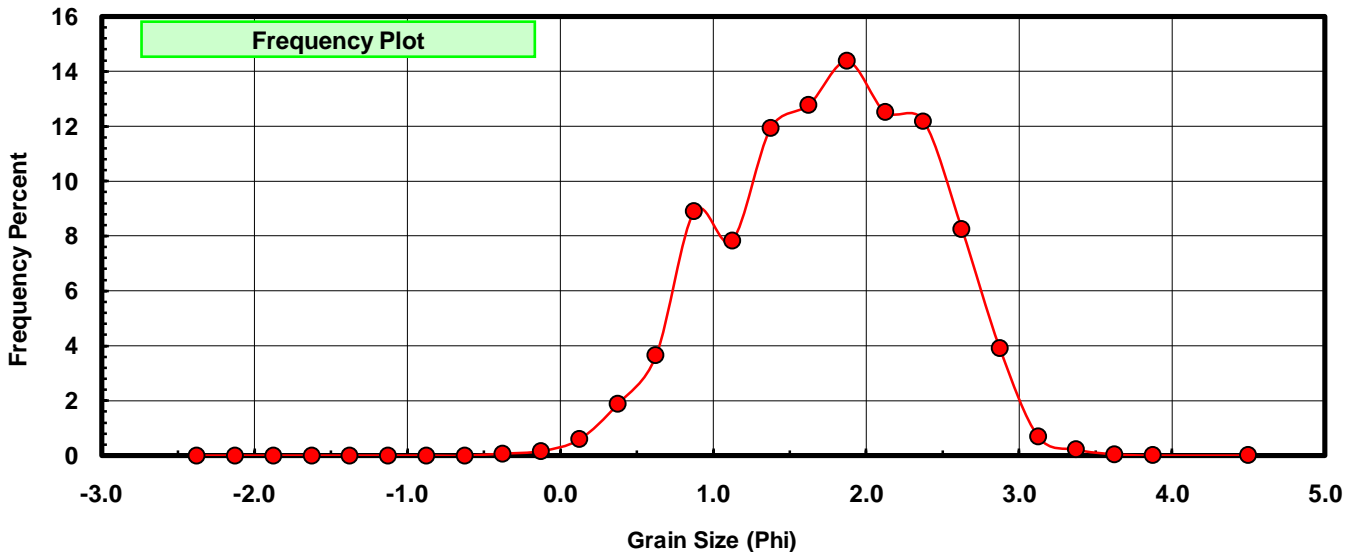
Sieve Size (phi)	Sieve Midpt (phi)	Weight (grams)	Freq Weight %	Cumulative Weight %
-2.25	-2.375	0.000	0.000	0.000
-2.00	-2.125	0.000	0.000	0.000
-1.75	-1.875	0.000	0.000	0.000
-1.50	-1.625	0.000	0.000	0.000
-1.25	-1.375	0.000	0.000	0.000
-1.00	-1.125	0.000	0.000	0.000
-0.75	-0.875	0.000	0.000	0.000
-0.50	-0.625	0.000	0.000	0.000
-0.25	-0.375	0.030	0.064	0.064
0.00	-0.125	0.077	0.165	0.229
0.25	0.125	0.277	0.592	0.821
0.50	0.375	0.879	1.880	2.701
0.75	0.625	1.707	3.651	6.352
1.00	0.875	4.161	8.899	15.250
1.25	1.125	3.663	7.834	23.084
1.50	1.375	5.573	11.918	35.002
1.75	1.625	5.970	12.767	47.769
2.00	1.875	6.719	14.369	62.139
2.25	2.125	5.846	12.502	74.641
2.50	2.375	5.702	12.194	86.835
2.75	2.625	3.859	8.253	95.088
3.00	2.875	1.832	3.918	99.006
3.25	3.125	0.325	0.695	99.701
3.50	3.375	0.103	0.220	99.921
3.75	3.625	0.023	0.049	99.970
4.00	3.875	0.007	0.015	99.985
5.00	4.500	0.007	0.015	100.000

Statistical Results			
Mean:	1.7537	phi	(0.2965 mm)
Standard Dev:	0.6600	phi-units	(0.6329 mm)
Skewness:	-0.1785	dimensionless	
Kurtosis:	2.4654	dimensionless	
5th Moment:	-1.0413	dimensionless	
6th Moment:	9.8904	dimensionless	
RARD *	0.3763	dimensionless	
Median	1.6638	phi	(0.3156 mm)

* RARD = reciprocal absolute relative dispersion (see below)

Statistical Explanation	
Calculations based on the Method of Moments	
Skewness: 3rd Stand. Moment; Exact Gaussian = 0.0	
Kurtosis: 4th Stand. Moment; Exact Gaussian = 3.0	
For Further Explanation, See Basille et al. 2002	
Millimeter data calculated by $mm = 2^{(-\phi)}$	

Reciprocal Absolute Relative Dispersion (RARD) Scale	
< 0.5	Excellent homogeneity (e.g., beaches)
0.5 to 1.0	Good homogeneity
1.0 to 1.33	Fair homogeneity
> 1.33	Poor homogeneity (e.g., glacial)



LV-08

