

Onshore Grab Sample

Sample: DX-03
Sample Taken By: D. Phelps
Sample Collected On: 2/22/11
Splits? N/A

County: Dixie
Latitude: 29° 23' 36.5" N
Longitude: 83° 12' 8.6" W
Datum: WGS 84
Surf. Elev: N/A
Datum: N/A

Fine Data Summary

Total Sample Weight 55.251 grams
Total Fines in Sample 0.410 grams
Total Percent Fines 0.74 %

Dry Sieving Summary

Total Sample Weight 54.571 grams
Total Digested Weight 50.410 grams
Total Carbonate Weight 4.161 grams
Total Silica % 92.38 %
Total Carbonate % 7.62 %
Carbonate/Silica Ratio 0.083

General Comments:

None

Description

Worked By: M. Ladle

Pre-Digestion Grain Size Distribution

Onshore Grab Sample

Sample: DX-03

Total Sample Mass: 54.571 grams

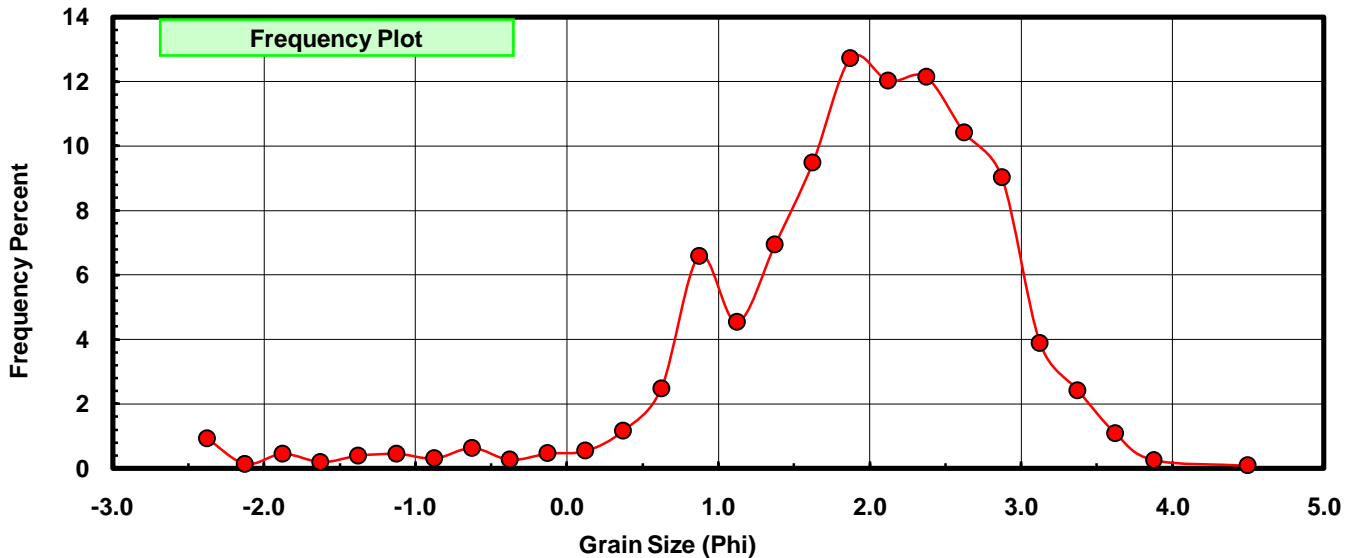
Sieve Size (phi)	Sieve Midpt (phi)	Weight (grams)	Freq Weight %	Cumulative Weight %
-2.25	-2.375	0.506	0.927	0.927
-2.00	-2.125	0.073	0.134	1.061
-1.75	-1.875	0.247	0.453	1.514
-1.50	-1.625	0.107	0.196	1.710
-1.25	-1.375	0.212	0.388	2.098
-1.00	-1.125	0.245	0.449	2.547
-0.75	-0.875	0.167	0.306	2.853
-0.50	-0.625	0.345	0.632	3.485
-0.25	-0.375	0.143	0.262	3.747
0.00	-0.125	0.254	0.465	4.213
0.25	0.125	0.296	0.542	4.755
0.50	0.375	0.639	1.171	5.926
0.75	0.625	1.353	2.479	8.406
1.00	0.875	3.596	6.590	14.995
1.25	1.125	2.473	4.532	19.527
1.50	1.375	3.789	6.943	26.470
1.75	1.625	5.179	9.490	35.960
2.00	1.875	6.942	12.721	48.682
2.25	2.125	6.559	12.019	60.701
2.50	2.375	6.623	12.136	72.837
2.75	2.625	5.686	10.419	83.257
3.00	2.875	4.926	9.027	92.283
3.25	3.125	2.114	3.874	96.157
3.50	3.375	1.321	2.421	98.578
3.75	3.625	0.590	1.081	99.659
4.00	3.875	0.141	0.258	99.918
5.00	4.50	0.045	0.082	100.000

Statistical Results			
Mean:	1.8946	phi	(0.2689 mm)
Standard Dev:	1.0090	phi-units	(0.4969 mm)
Skewness:	-1.4610	dimensionless	
Kurtosis:	6.7004	dimensionless	
5th Moment:	-22.1367	dimensionless	
6th Moment:	88.8697	dimensionless	
RARD *	0.5325	dimensionless	
Median	1.9024	phi	(0.2675 mm)

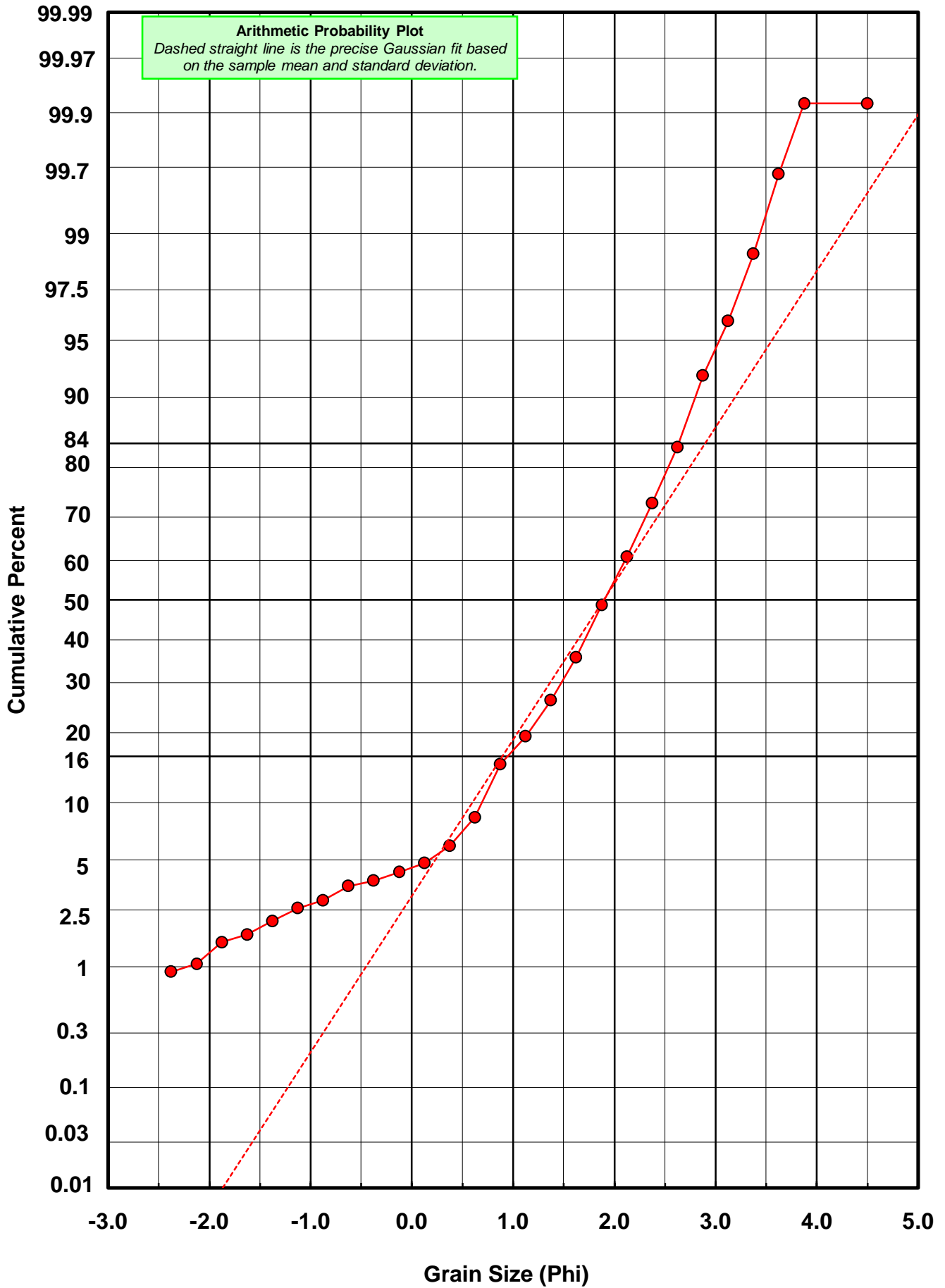
* RARD = reciprocal absolute relative dispersion (see below)

Statistical Explanation	
Calculations based on the Method of Moments	
Skewness: 3rd Stand. Moment; Exact Gaussian = 0.0	
Kurtosis: 4th Stand. Moment; Exact Gaussian = 3.0	
For Further Explanation, See Basille et al. 2002	
Millimeter data calculated by $mm = 2^{(-phi)}$	

Reciprocal Absolute Relative Dispersion (RARD) Scale	
< 0.5	Excellent homogeneity (e.g., beaches)
0.5 to 1.0	Good homogeneity
1.0 to 1.33	Fair homogeneity
> 1.33	Poor homogeneity (e.g., glacial)



DX-03



Carbonate Grain Size Distribution

Onshore Grab Sample

Sample: DX-03

Total Carbonate Mass: 4.272 grams

% Carbonate: 7.6 %

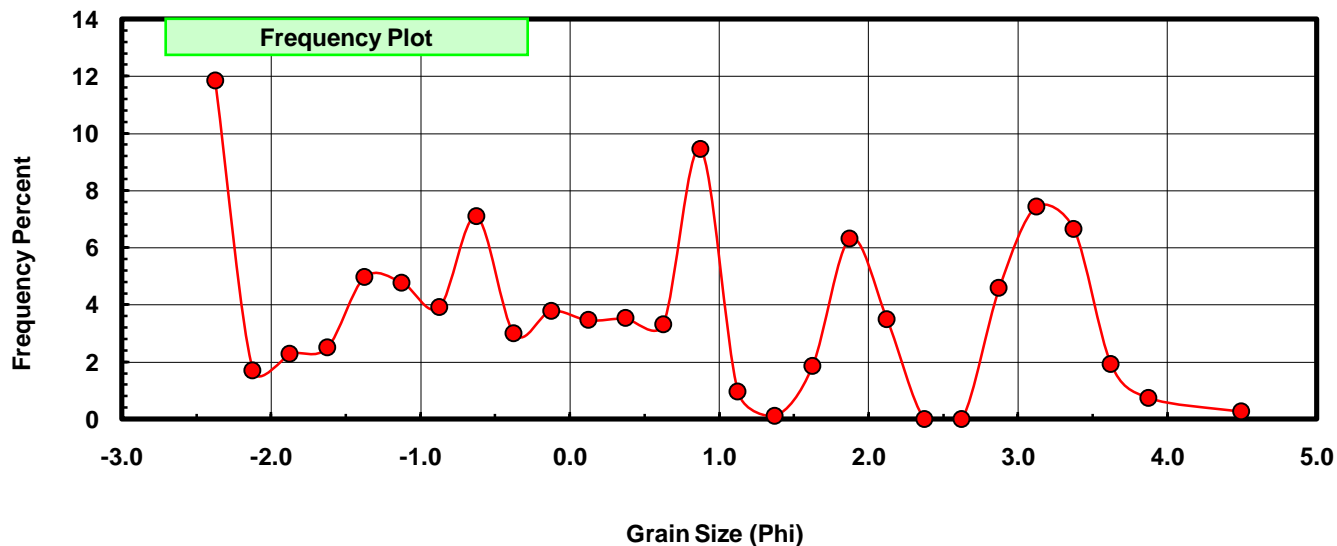
Sieve Size (phi)	Sieve Midpt (phi)	Weight (grams)	Freq Weight %	Cumulative Weight %
-2.25	-2.375	0.506	11.845	11.845
-2.00	-2.125	0.073	1.709	13.553
-1.75	-1.875	0.098	2.294	15.847
-1.50	-1.625	0.107	2.505	18.352
-1.25	-1.375	0.212	4.963	23.315
-1.00	-1.125	0.204	4.775	28.090
-0.75	-0.875	0.167	3.909	31.999
-0.50	-0.625	0.303	7.093	39.092
-0.25	-0.375	0.128	2.996	42.088
0.00	-0.125	0.162	3.792	45.880
0.25	0.125	0.148	3.464	49.345
0.50	0.375	0.151	3.535	52.879
0.75	0.625	0.142	3.324	56.203
1.00	0.875	0.404	9.457	65.660
1.25	1.125	0.041	0.960	66.620
1.50	1.375	0.005	0.117	66.737
1.75	1.625	0.079	1.849	68.586
2.00	1.875	0.270	6.320	74.906
2.25	2.125	0.149	3.488	78.394
2.50	2.375	0.000	0.000	78.394
2.75	2.625	0.000	0.000	78.394
3.00	2.875	0.196	4.588	82.982
3.25	3.125	0.318	7.444	90.426
3.50	3.375	0.284	6.648	97.074
3.75	3.625	0.082	1.919	98.993
4.00	3.875	0.032	0.749	99.743
5.00	4.500	0.011	0.257	100.000

Statistical Results			
Mean:	0.4375	phi	(0.7384 mm)
Standard Dev:	1.9317	phi-units	(0.2621 mm)
Skewness:	0.1652	dimensionless	
Kurtosis:	1.8012	dimensionless	
5th Moment:	0.5852	dimensionless	
6th Moment:	3.8020	dimensionless	
RARD *	4.4156	dimensionless	
Median	0.1714	phi	(0.888 mm)

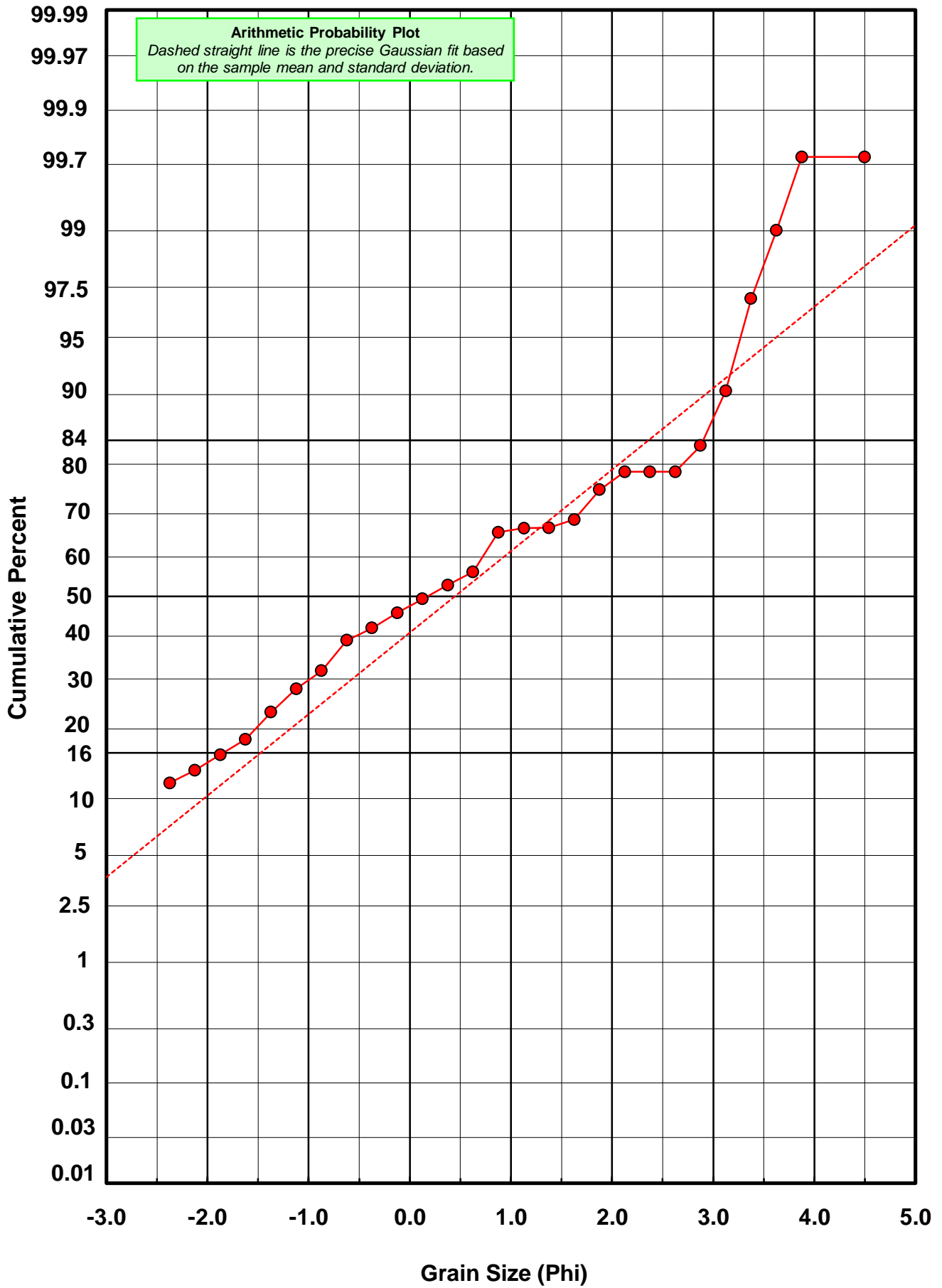
* RARD = reciprocal absolute relative dispersion (see below)

Statistical Explanation	
Calculations based on the Method of Moments	
Skewness: 3rd Stand. Moment; Exact Gaussian = 0.0	
Kurtosis: 4th Stand. Moment; Exact Gaussian = 3.0	
For Further Explanation, See Basille et al. 2002	
Millimeter data calculated by $mm = 2^{-(\phi)}$	

Reciprocal Absolute Relative Dispersion (RARD) Scale	
< 0.5	Excellent homogeneity (e.g., beaches)
0.5 to 1.0	Good homogeneity
1.0 to 1.33	Fair homogeneity
> 1.33	Poor homogeneity (e.g., glacial)



DX-03



Post-Digestion Grain Size Distribution

Onshore Grab Sample

Sample: DX-03

Total Digested Mass: 50.410 grams

% Silica: 92.4 %

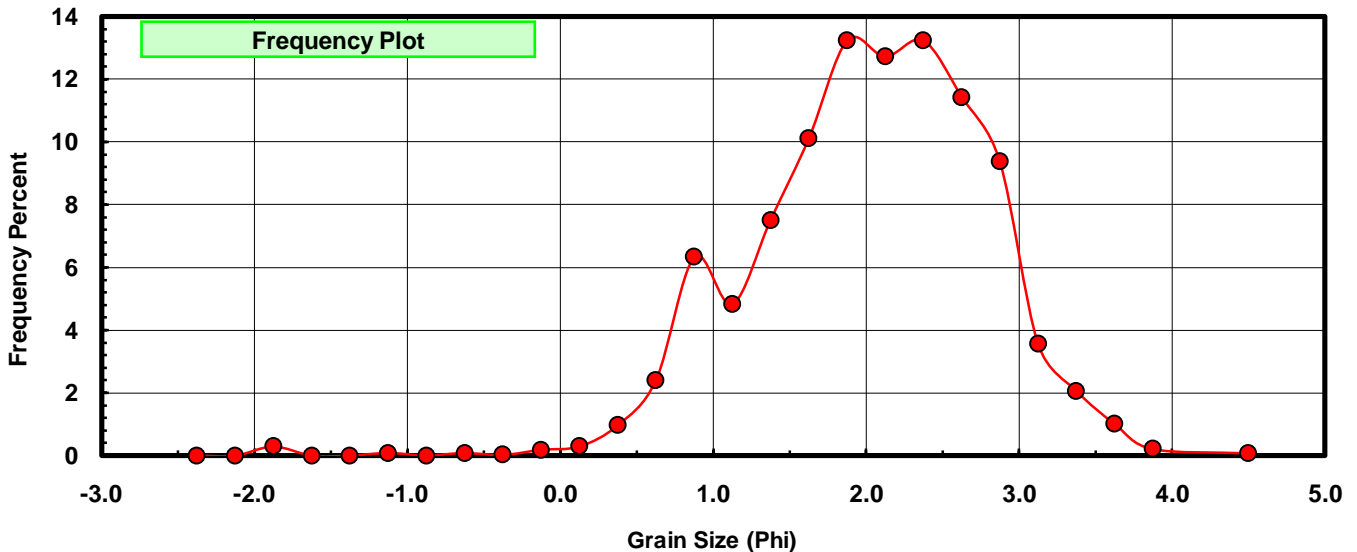
Sieve Size (phi)	Sieve Midpt (phi)	Weight (grams)	Freq Weight %	Cumulative Weight %
-2.25	-2.375	0.000	0.000	0.000
-2.00	-2.125	0.000	0.000	0.000
-1.75	-1.875	0.149	0.296	0.296
-1.50	-1.625	0.000	0.000	0.296
-1.25	-1.375	0.000	0.000	0.296
-1.00	-1.125	0.041	0.081	0.377
-0.75	-0.875	0.000	0.000	0.377
-0.50	-0.625	0.042	0.083	0.460
-0.25	-0.375	0.015	0.030	0.490
0.00	-0.125	0.092	0.183	0.672
0.25	0.125	0.148	0.294	0.966
0.50	0.375	0.488	0.968	1.934
0.75	0.625	1.211	2.402	4.336
1.00	0.875	3.192	6.332	10.669
1.25	1.125	2.432	4.824	15.493
1.50	1.375	3.784	7.506	22.999
1.75	1.625	5.100	10.117	33.116
2.00	1.875	6.672	13.235	46.352
2.25	2.125	6.410	12.716	59.068
2.50	2.375	6.665	13.222	72.289
2.75	2.625	5.755	11.416	83.706
3.00	2.875	4.730	9.383	93.089
3.25	3.125	1.796	3.563	96.651
3.50	3.375	1.037	2.057	98.709
3.75	3.625	0.508	1.008	99.716
4.00	3.875	0.109	0.216	99.933
5.00	4.500	0.034	0.067	100.000

Statistical Results			
Mean:	2.0195	phi	(0.2466 mm)
Standard Dev:	0.7633	phi-units	(0.5892 mm)
Skewness:	-0.6112	dimensionless	
Kurtosis:	4.5438	dimensionless	
5th Moment:	-12.4605	dimensionless	
6th Moment:	66.8088	dimensionless	
RARD *	0.3779	dimensionless	
Median	1.9467	phi	(0.2594 mm)

* RARD = reciprocal absolute relative dispersion (see below)

Statistical Explanation	
Calculations based on the Method of Moments	
Skewness: 3rd Stand. Moment; Exact Gaussian = 0.0	
Kurtosis: 4th Stand. Moment; Exact Gaussian = 3.0	
For Further Explanation, See Basille et al. 2002	
Millimeter data calculated by $mm = 2^{-(\phi)}$	

Reciprocal Absolute Relative Dispersion (RARD) Scale	
< 0.5	Excellent homogeneity (e.g., beaches)
0.5 to 1.0	Good homogeneity
1.0 to 1.33	Fair homogeneity
> 1.33	Poor homogeneity (e.g., glacial)



DX-03

