

Onshore Grab Sample

Sample: FK-29-BB
Sample Taken By: D. Phelps
Sample Collected On: 10/11/10
Splits? N/A

County: Franklin
Latitude: 29° 39' 54.2" N
Longitude: 84° 51' 14.2" W
Datum: WGS 84
Surf. Elev: N/A
Datum: N/A

Fine Data Summary

Total Sample Weight 70.345 grams
Total Fines in Sample 0.039 grams
Total Percent Fines 0.06 %

Dry Sieving Summary

Total Sample Weight 70.148 grams
Total Digested Weight 64.098 grams
Total Carbonate Weight 6.050 grams
Total Silica % 91.38 %
Total Carbonate % 8.62 %
Carbonate/Silica Ratio 0.094

General Comments:

None

Description

Worked By: M. Ladle

Pre-Digestion Grain Size Distribution

Onshore Grab Sample

Sample: FK-29-BB

Total Sample Mass: 70.148 grams

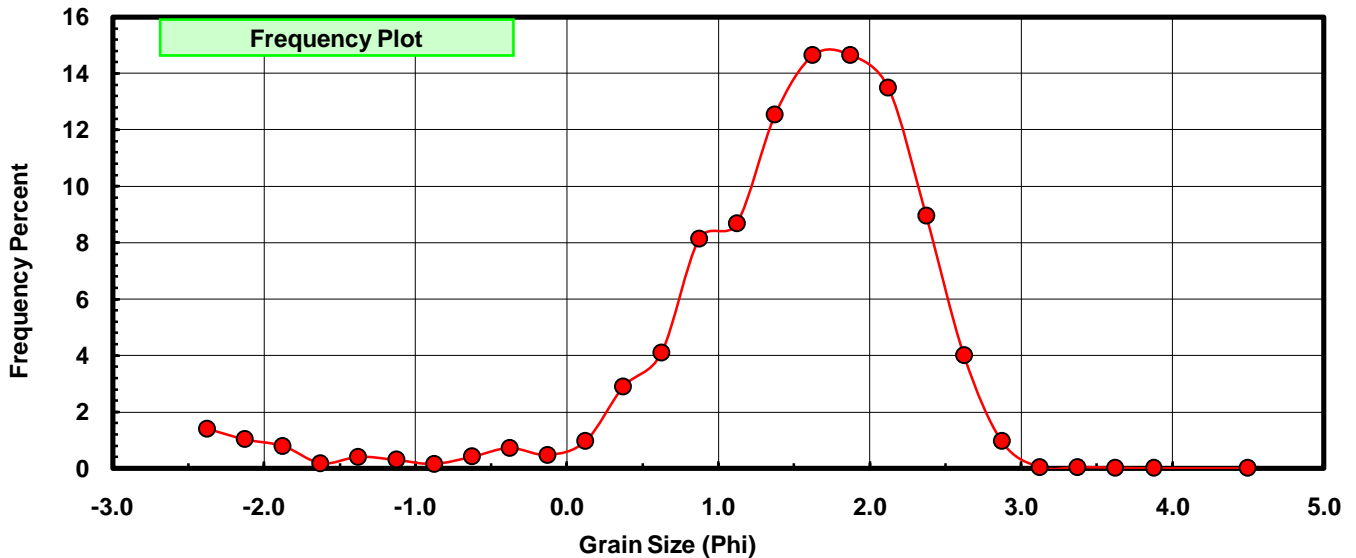
Sieve Size (phi)	Sieve Midpt (phi)	Weight (grams)	Freq Weight %	Cumulative Weight %
-2.25	-2.375	0.983	1.401	1.401
-2.00	-2.125	0.720	1.026	2.428
-1.75	-1.875	0.551	0.785	3.213
-1.50	-1.625	0.125	0.178	3.391
-1.25	-1.375	0.285	0.406	3.798
-1.00	-1.125	0.209	0.298	4.096
-0.75	-0.875	0.107	0.153	4.248
-0.50	-0.625	0.289	0.412	4.660
-0.25	-0.375	0.508	0.724	5.384
0.00	-0.125	0.334	0.476	5.860
0.25	0.125	0.680	0.969	6.830
0.50	0.375	2.033	2.898	9.728
0.75	0.625	2.871	4.093	13.821
1.00	0.875	5.707	8.136	21.956
1.25	1.125	6.095	8.689	30.645
1.50	1.375	8.802	12.548	43.193
1.75	1.625	10.273	14.645	57.838
2.00	1.875	10.276	14.649	72.487
2.25	2.125	9.457	13.481	85.968
2.50	2.375	6.279	8.951	94.919
2.75	2.625	2.807	4.002	98.921
3.00	2.875	0.676	0.964	99.885
3.25	3.125	0.031	0.044	99.929
3.50	3.375	0.032	0.046	99.974
3.75	3.625	0.016	0.023	99.997
4.00	3.875	0.001	0.001	99.999
5.00	4.50	0.001	0.001	100.000

Statistical Results			
Mean:	1.4386	phi	(0.3689 mm)
Standard Dev:	0.9645	phi-units	(0.5125 mm)
Skewness:	-1.9198	dimensionless	
Kurtosis:	7.8143	dimensionless	
5th Moment:	-26.8971	dimensionless	
6th Moment:	101.0489	dimensionless	
RARD *	0.6705	dimensionless	
Median	1.4912	phi	(0.3557 mm)

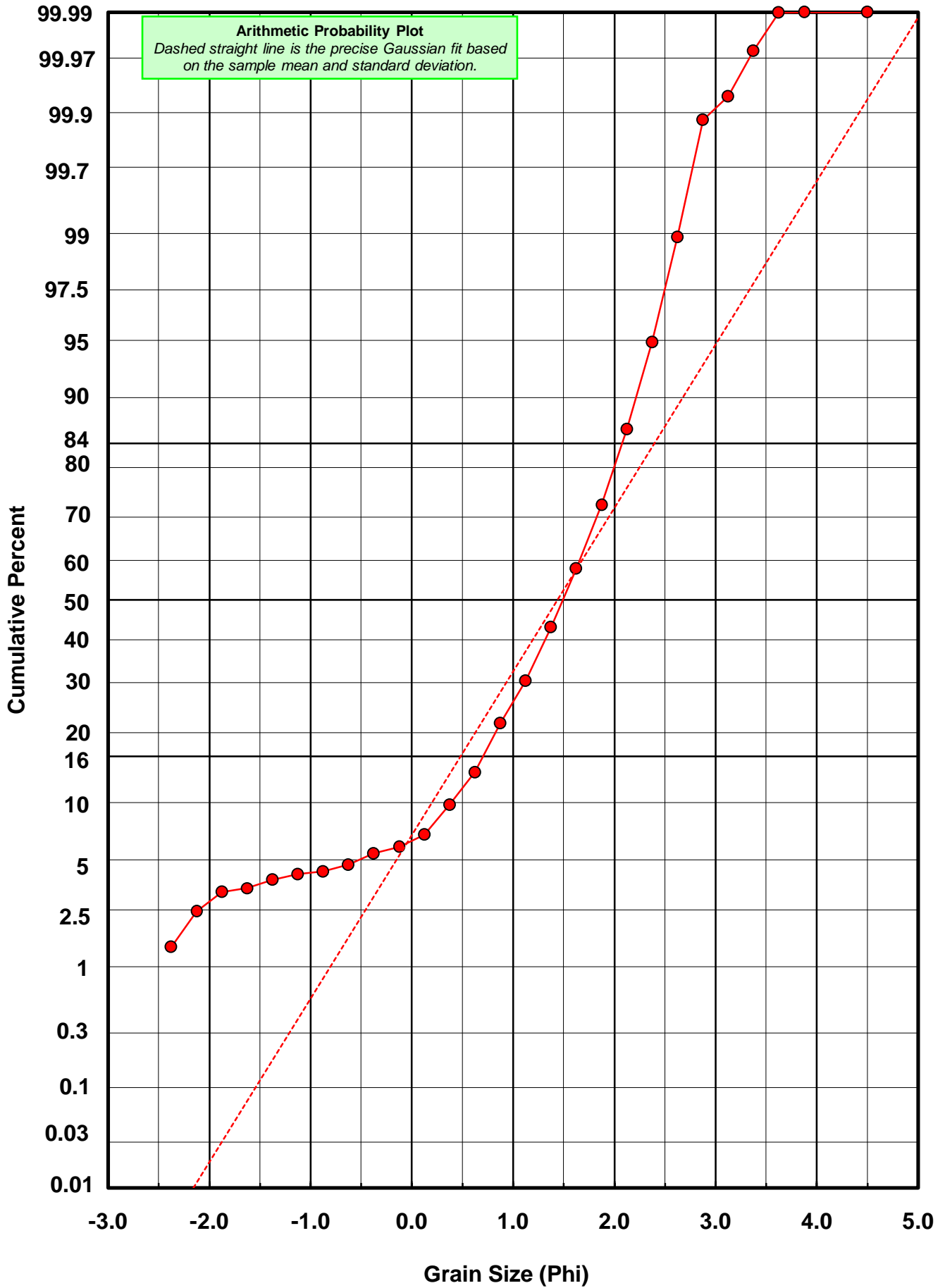
* RARD = reciprocal absolute relative dispersion (see below)

Statistical Explanation	
Calculations based on the Method of Moments	
Skewness: 3rd Stand. Moment; Exact Gaussian = 0.0	
Kurtosis: 4th Stand. Moment; Exact Gaussian = 3.0	
For Further Explanation, See Basille et al. 2002	
Millimeter data calculated by $mm = 2^{(-phi)}$	

Reciprocal Absolute Relative Dispersion (RARD) Scale	
< 0.5	Excellent homogeneity (e.g., beaches)
0.5 to 1.0	Good homogeneity
1.0 to 1.33	Fair homogeneity
> 1.33	Poor homogeneity (e.g., glacial)



FK-29-BB



Carbonate Grain Size Distribution

Onshore Grab Sample

Sample: FK-29-BB

Total Carbonate Mass: 9.595 grams

% Carbonate: 8.6 %

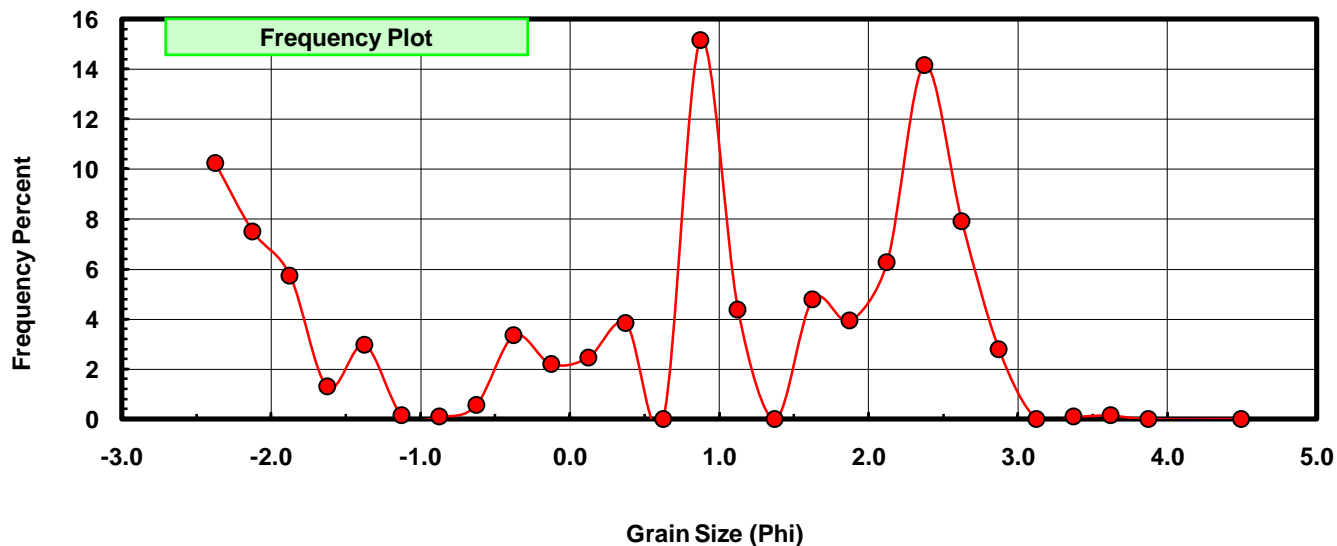
Sieve Size (phi)	Sieve Midpt (phi)	Weight (grams)	Freq Weight %	Cumulative Weight %
-2.25	-2.375	0.983	10.245	10.245
-2.00	-2.125	0.720	7.504	17.749
-1.75	-1.875	0.551	5.743	23.491
-1.50	-1.625	0.125	1.303	24.794
-1.25	-1.375	0.285	2.970	27.764
-1.00	-1.125	0.014	0.146	27.910
-0.75	-0.875	0.010	0.104	28.015
-0.50	-0.625	0.054	0.563	28.577
-0.25	-0.375	0.321	3.345	31.923
0.00	-0.125	0.211	2.199	34.122
0.25	0.125	0.236	2.460	36.582
0.50	0.375	0.368	3.835	40.417
0.75	0.625	0.000	0.000	40.417
1.00	0.875	1.453	15.143	55.560
1.25	1.125	0.420	4.377	59.937
1.50	1.375	0.000	0.000	59.937
1.75	1.625	0.459	4.784	64.721
2.00	1.875	0.377	3.929	68.650
2.25	2.125	0.602	6.274	74.924
2.50	2.375	1.358	14.153	89.078
2.75	2.625	0.758	7.900	96.978
3.00	2.875	0.267	2.783	99.760
3.25	3.125	0.000	0.000	99.760
3.50	3.375	0.009	0.094	99.854
3.75	3.625	0.014	0.146	100.000
4.00	3.875	0.000	0.000	100.000
5.00	4.500	0.000	0.000	100.000

Statistical Results			
Mean:	0.5221	phi	(0.6964 mm)
Standard Dev:	1.9118	phi-units	(0.2658 mm)
Skewness:	-0.4084	dimensionless	
Kurtosis:	1.5375	dimensionless	
5th Moment:	-1.1680	dimensionless	
6th Moment:	2.7553	dimensionless	
RARD *	3.6618	dimensionless	
Median	0.7832	phi	(0.5811 mm)

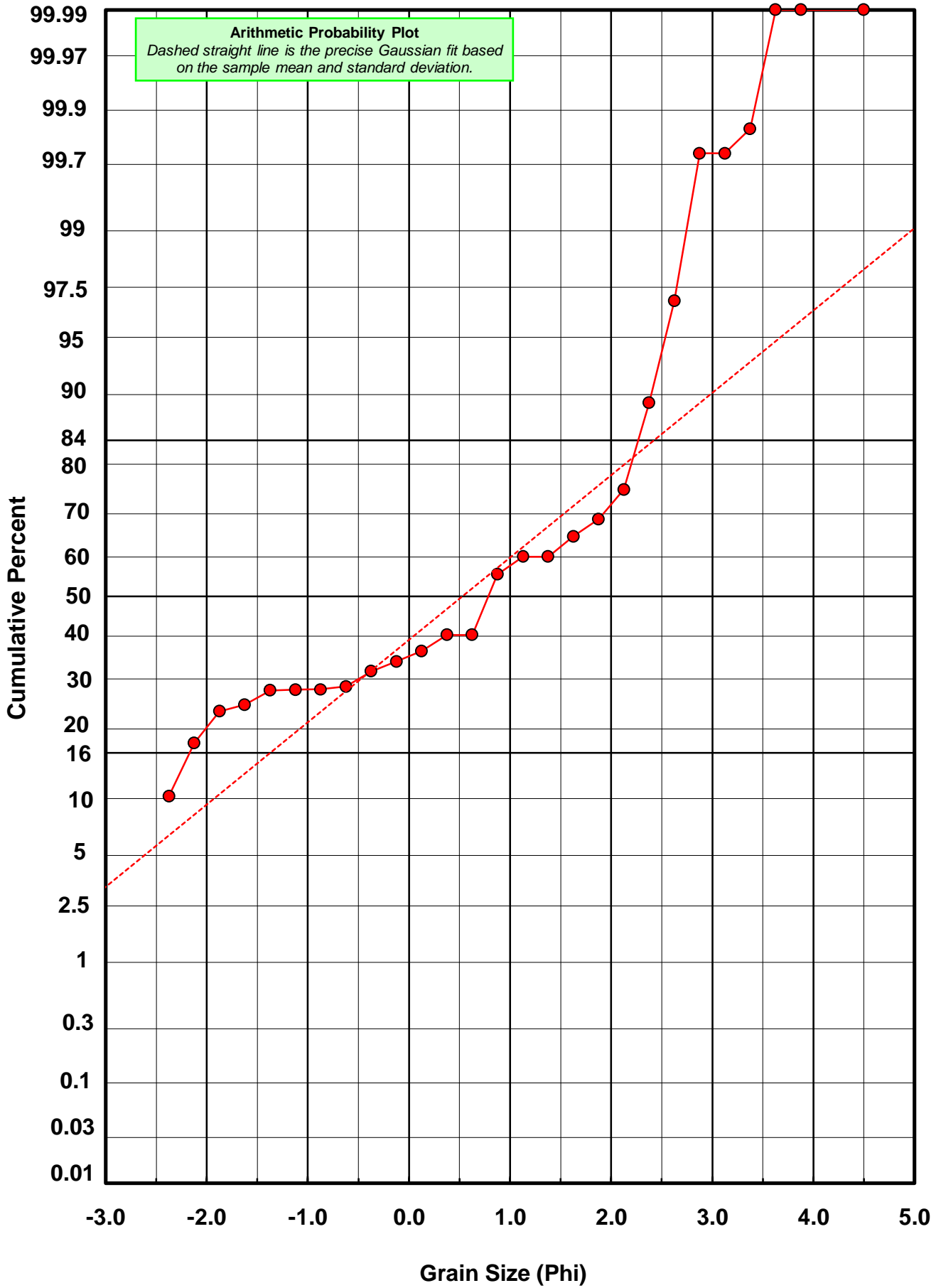
* RARD = reciprocal absolute relative dispersion (see below)

Statistical Explanation	
Calculations based on the Method of Moments	
Skewness: 3rd Stand. Moment; Exact Gaussian = 0.0	
Kurtosis: 4th Stand. Moment; Exact Gaussian = 3.0	
For Further Explanation, See Basille et al. 2002	
Millimeter data calculated by $mm = 2^{-(\phi)}$	

Reciprocal Absolute Relative Dispersion (RARD) Scale	
< 0.5	Excellent homogeneity (e.g., beaches)
0.5 to 1.0	Good homogeneity
1.0 to 1.33	Fair homogeneity
> 1.33	Poor homogeneity (e.g., glacial)



FK-29-BB



Post-Digestion Grain Size Distribution

Onshore Grab Sample

Sample: FK-29-BB

Total Digested Mass: 64.098 grams

% Silica: 91.4 %

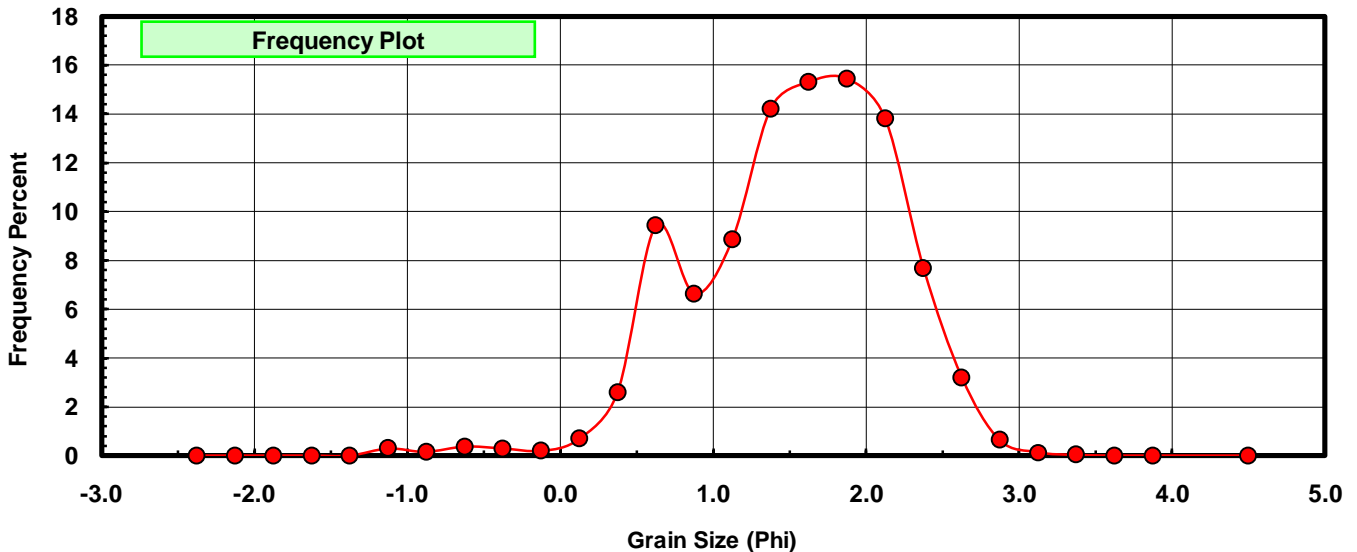
Sieve Size (phi)	Sieve Midpt (phi)	Weight (grams)	Freq Weight %	Cumulative Weight %
-2.25	-2.375	0.000	0.000	0.000
-2.00	-2.125	0.000	0.000	0.000
-1.75	-1.875	0.000	0.000	0.000
-1.50	-1.625	0.000	0.000	0.000
-1.25	-1.375	0.000	0.000	0.000
-1.00	-1.125	0.195	0.304	0.304
-0.75	-0.875	0.097	0.151	0.456
-0.50	-0.625	0.235	0.367	0.822
-0.25	-0.375	0.187	0.292	1.114
0.00	-0.125	0.123	0.192	1.306
0.25	0.125	0.444	0.693	1.999
0.50	0.375	1.665	2.598	4.596
0.75	0.625	6.050	9.439	14.035
1.00	0.875	4.254	6.637	20.671
1.25	1.125	5.675	8.854	29.525
1.50	1.375	9.110	14.213	43.738
1.75	1.625	9.814	15.311	59.049
2.00	1.875	9.899	15.444	74.492
2.25	2.125	8.855	13.815	88.307
2.50	2.375	4.921	7.677	95.984
2.75	2.625	2.049	3.197	99.181
3.00	2.875	0.409	0.638	99.819
3.25	3.125	0.088	0.137	99.956
3.50	3.375	0.023	0.036	99.992
3.75	3.625	0.002	0.003	99.995
4.00	3.875	0.002	0.003	99.998
5.00	4.500	0.001	0.002	100.000

Statistical Results			
Mean:	1.5367	phi	(0.3447 mm)
Standard Dev:	0.6482	phi-units	(0.6381 mm)
Skewness:	-0.5884	dimensionless	
Kurtosis:	3.6272	dimensionless	
5th Moment:	-7.2587	dimensionless	
6th Moment:	31.3902	dimensionless	
RARD *	0.4218	dimensionless	
Median	1.4773	phi	(0.3592 mm)

* RARD = reciprocal absolute relative dispersion (see below)

Statistical Explanation	
Calculations based on the Method of Moments	
Skewness: 3rd Stand. Moment; Exact Gaussian = 0.0	
Kurtosis: 4th Stand. Moment; Exact Gaussian = 3.0	
For Further Explanation, See Basille et al. 2002	
Millimeter data calculated by $mm = 2^{-(\phi)}$	

Reciprocal Absolute Relative Dispersion (RARD) Scale	
< 0.5	Excellent homogeneity (e.g., beaches)
0.5 to 1.0	Good homogeneity
1.0 to 1.33	Fair homogeneity
> 1.33	Poor homogeneity (e.g., glacial)



FK-29-BB

