

Onshore Grab Sample

Sample: PB-44-BB
Sample Taken By: D. Phelps
Sample Collected On: 1/8/09
Splits? N/A

County: Palm Beach
Latitude: 26° 20' 38.9"
Longitude: 80° 04' 12.5"
Datum: WGS 84
Surf. Elev: N/A
Datum: N/A

Fine Data Summary

Total Sample Weight 63.365 grams
Total Fines in Sample 0.086 grams
Total Percent Fines 0.14 %

Dry Sieving Summary

Total Sample Weight 63.276 grams
Total Digested Weight 23.011 grams
Total Carbonate Weight 40.265 grams
Total Silica % 36.37 %
Total Carbonate % 63.63 %
Carbonate/Silica Ratio 1.750

General Comments:

None

Description

Worked By: M. Ladle

Pre-Digestion Grain Size Distribution

Onshore Grab Sample

Sample: PB-44-BB

Total Sample Mass: 63.276 grams

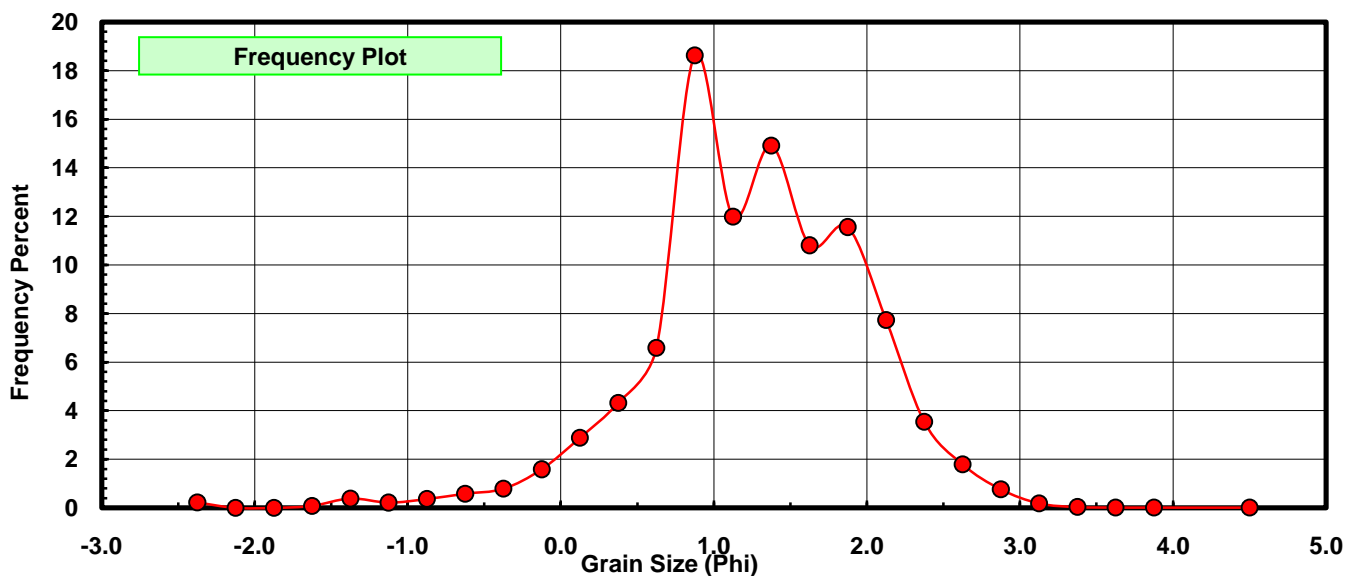
Sieve Size (phi)	Sieve Midpt (phi)	Weight (grams)	Freq Weight %	Cumulative Weight %
-2.25	-2.375	0.142	0.224	0.224
-2.00	-2.125	0.000	0.000	0.224
-1.75	-1.875	0.000	0.000	0.224
-1.50	-1.625	0.051	0.081	0.305
-1.25	-1.375	0.245	0.387	0.692
-1.00	-1.125	0.137	0.217	0.909
-0.75	-0.875	0.230	0.363	1.272
-0.50	-0.625	0.369	0.583	1.855
-0.25	-0.375	0.496	0.784	2.639
0.00	-0.125	1.004	1.587	4.226
0.25	0.125	1.825	2.884	7.110
0.50	0.375	2.737	4.325	11.436
0.75	0.625	4.165	6.582	18.018
1.00	0.875	11.791	18.634	36.652
1.25	1.125	7.583	11.984	48.636
1.50	1.375	9.439	14.917	63.553
1.75	1.625	6.840	10.810	74.363
2.00	1.875	7.315	11.560	85.924
2.25	2.125	4.896	7.738	93.661
2.50	2.375	2.239	3.538	97.200
2.75	2.625	1.132	1.789	98.989
3.00	2.875	0.482	0.762	99.750
3.25	3.125	0.116	0.183	99.934
3.50	3.375	0.021	0.033	99.967
3.75	3.625	0.008	0.013	99.979
4.00	3.875	0.007	0.011	99.991
5.00	4.50	0.006	0.009	100.000

Statistical Results			
Mean:	1.2557	phi	(0.4188 mm)
Standard Dev:	0.7249	phi-units	(0.6051 mm)
Skewness:	-0.6416	dimensionless	
Kurtosis:	4.9017	dimensionless	
5th Moment:	-12.1068	dimensionless	
6th Moment:	62.0746	dimensionless	
RARD *	0.5772	dimensionless	
Median	1.1479	phi	(0.4513 mm)

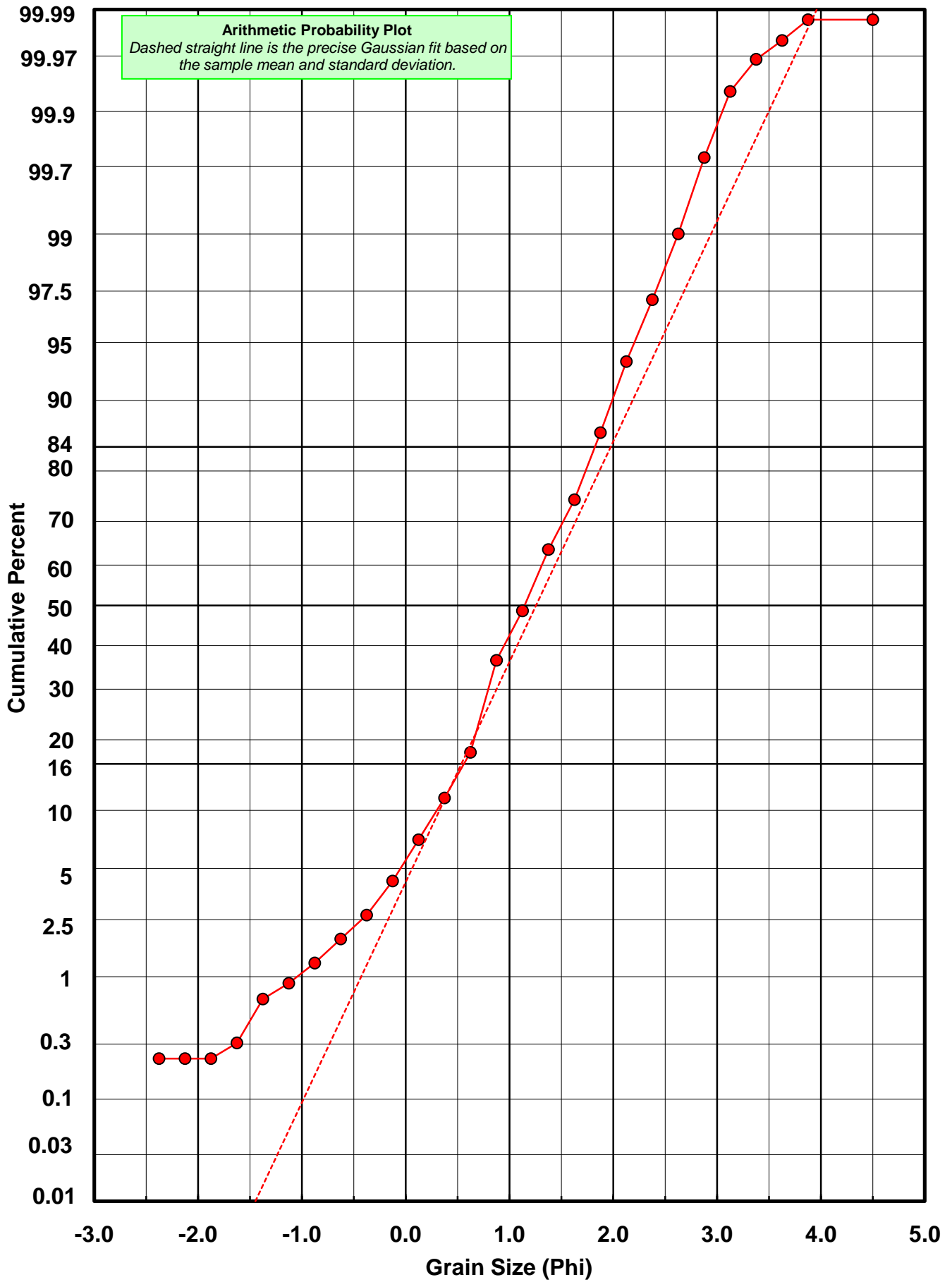
* RARD = reciprocal absolute relative dispersion (see below)

Statistical Explanation	
Calculations based on the Method of Moments	
Skewness: 3rd Stand. Moment; Exact Gaussian = 0.0	
Kurtosis: 4th Stand. Moment; Exact Gaussian = 3.0	
For Further Explanation, See Basille et al. 2002	
Millimeter data calculated by $mm = 2^{(-\phi)}$	

Reciprocal Absolute Relative Dispersion (RARD) Scale	
< 0.5	Excellent homogeneity (e.g., beaches)
0.5 to 1.0	Good homogeneity
1.0 to 1.33	Fair homogeneity
> 1.33	Poor homogeneity (e.g., glacial)



PB-44-BB



Carbonate Grain Size Distribution

Onshore Grab Sample

Sample: PB-44-BB

Total Carbonate Mass: 40.277 grams

% Carbonate: 63.6 %

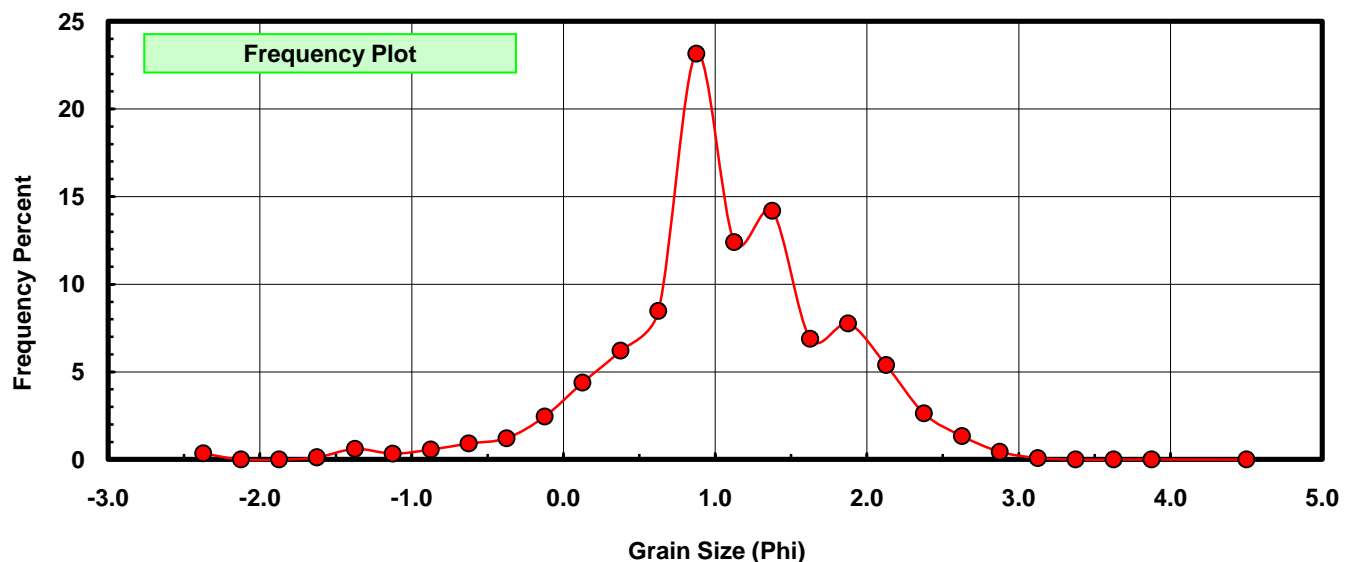
Sieve Size (phi)	Sieve Midpt (phi)	Weight (grams)	Freq Weight %	Cumulative Weight %
-2.25	-2.375	0.142	0.353	0.353
-2.00	-2.125	0.000	0.000	0.353
-1.75	-1.875	0.000	0.000	0.353
-1.50	-1.625	0.051	0.127	0.479
-1.25	-1.375	0.245	0.608	1.087
-1.00	-1.125	0.137	0.340	1.428
-0.75	-0.875	0.230	0.571	1.999
-0.50	-0.625	0.369	0.916	2.915
-0.25	-0.375	0.492	1.222	4.136
0.00	-0.125	0.988	2.453	6.589
0.25	0.125	1.766	4.385	10.974
0.50	0.375	2.501	6.209	17.184
0.75	0.625	3.413	8.474	25.657
1.00	0.875	9.329	23.162	48.819
1.25	1.125	4.995	12.402	61.221
1.50	1.375	5.716	14.192	75.413
1.75	1.625	2.779	6.900	82.312
2.00	1.875	3.126	7.761	90.074
2.25	2.125	2.175	5.400	95.474
2.50	2.375	1.061	2.634	98.108
2.75	2.625	0.542	1.346	99.454
3.00	2.875	0.181	0.449	99.903
3.25	3.125	0.036	0.089	99.993
3.50	3.375	0.000	0.000	99.993
3.75	3.625	0.000	0.000	99.993
4.00	3.875	0.003	0.007	100.000
5.00	4.500	0.000	0.000	100.000

Statistical Results			
Mean:	1.0643	phi	(0.4782 mm)
Standard Dev:	0.7500	phi-units	(0.5946 mm)
Skewness:	-0.6129	dimensionless	
Kurtosis:	4.8548	dimensionless	
5th Moment:	-11.0899	dimensionless	
6th Moment:	54.1197	dimensionless	
RARD *	0.7047	dimensionless	
Median	0.8988	phi	(0.5363 mm)

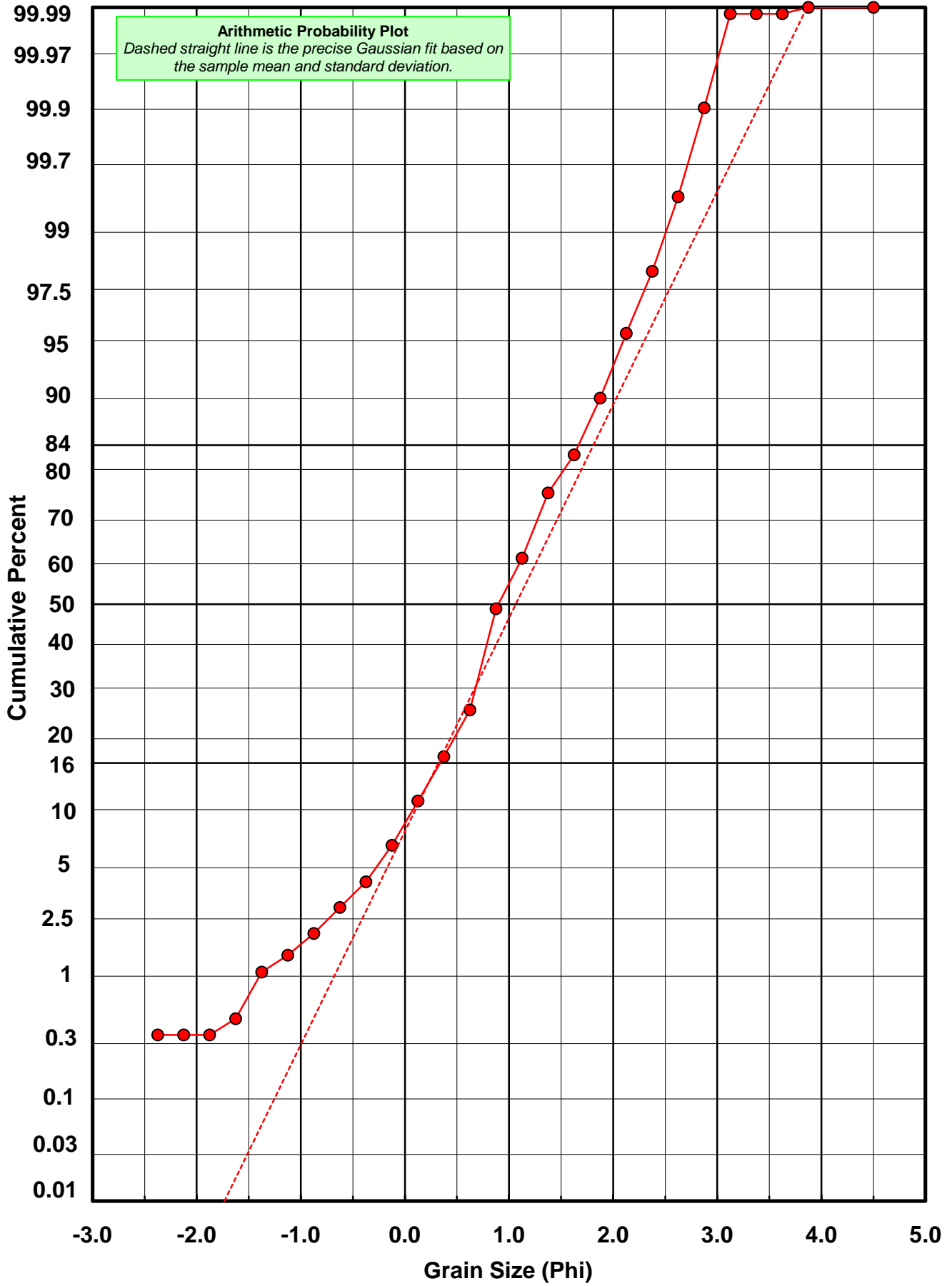
* RARD = reciprocal absolute relative dispersion (see below)

Statistical Explanation	
Calculations based on the Method of Moments	
Skewness: 3rd Stand. Moment; Exact Gaussian = 0.0	
Kurtosis: 4th Stand. Moment; Exact Gaussian = 3.0	
For Further Explanation, See Basille et al. 2002	
Millimeter data calculated by $mm = 2^{(-\phi)}$	

Reciprocal Absolute Relative Dispersion (RARD) Scale	
< 0.5	Excellent homogeneity (e.g., beaches)
0.5 to 1.0	Good homogeneity
1.0 to 1.33	Fair homogeneity
> 1.33	Poor homogeneity (e.g., glacial)



PB-44-BB



Post-Digestion Grain Size Distribution

Onshore Grab Sample

Sample: PB-44-BB

Total Digested Mass: 23.011 grams

% Silica: 36.4 %

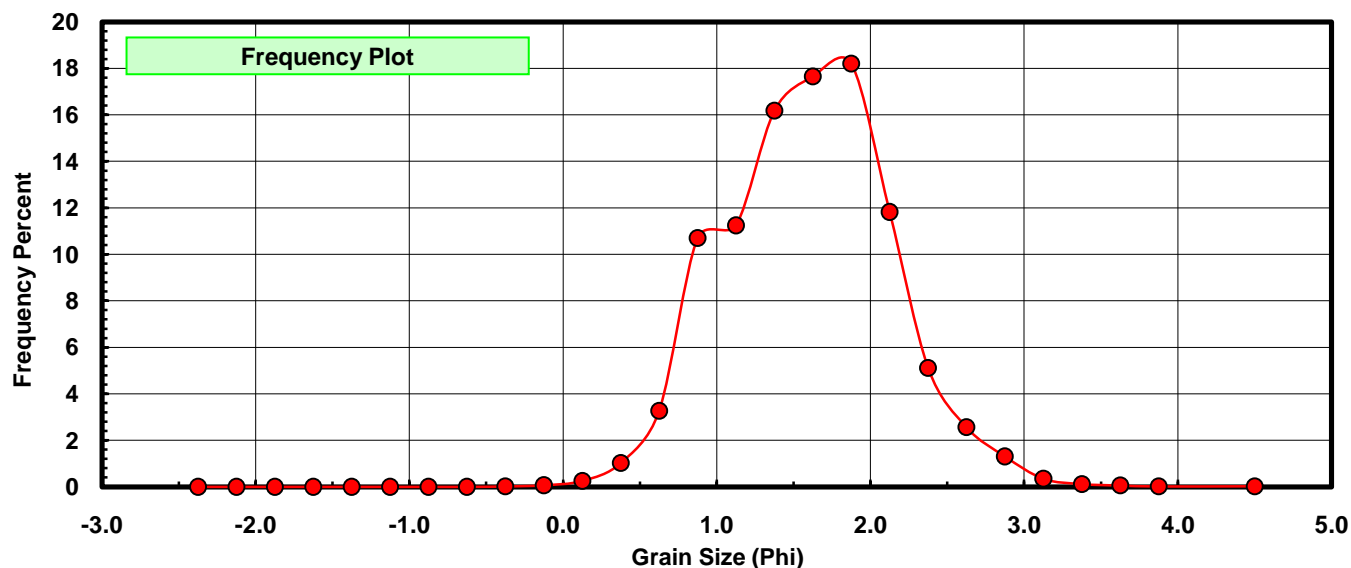
Sieve Size (phi)	Sieve Midpt (phi)	Weight (grams)	Freq Weight %	Cumulative Weight %
-2.25	-2.375	0.000	0.000	0.000
-2.00	-2.125	0.000	0.000	0.000
-1.75	-1.875	0.000	0.000	0.000
-1.50	-1.625	0.000	0.000	0.000
-1.25	-1.375	0.000	0.000	0.000
-1.00	-1.125	0.000	0.000	0.000
-0.75	-0.875	0.000	0.000	0.000
-0.50	-0.625	0.000	0.000	0.000
-0.25	-0.375	0.004	0.017	0.017
0.00	-0.125	0.016	0.070	0.087
0.25	0.125	0.059	0.256	0.343
0.50	0.375	0.236	1.026	1.369
0.75	0.625	0.752	3.268	4.637
1.00	0.875	2.462	10.699	15.336
1.25	1.125	2.588	11.247	26.583
1.50	1.375	3.723	16.179	42.762
1.75	1.625	4.061	17.648	60.410
2.00	1.875	4.189	18.204	78.615
2.25	2.125	2.721	11.825	90.439
2.50	2.375	1.178	5.119	95.559
2.75	2.625	0.590	2.564	98.123
3.00	2.875	0.301	1.308	99.431
3.25	3.125	0.080	0.348	99.778
3.50	3.375	0.028	0.122	99.900
3.75	3.625	0.013	0.056	99.957
4.00	3.875	0.004	0.017	99.974
5.00	4.500	0.006	0.026	100.000

Statistical Results			
Mean:	1.5918	phi	(0.3318 mm)
Standard Dev:	0.5480	phi-units	(0.684 mm)
Skewness:	0.1385	dimensionless	
Kurtosis:	3.0683	dimensionless	
5th Moment:	2.5719	dimensionless	
6th Moment:	20.8366	dimensionless	
RARD *	0.3443	dimensionless	
Median	1.4775	phi	(0.3591 mm)

* RARD = reciprocal absolute relative dispersion (see below)

Statistical Explanation	
Calculations based on the Method of Moments	
Skewness: 3rd Stand. Moment; Exact Gaussian = 0.0	
Kurtosis: 4th Stand. Moment; Exact Gaussian = 3.0	
For Further Explanation, See Basille et al. 2002	
Millimeter data calculated by $mm = 2^{(-\phi)}$	

Reciprocal Absolute Relative Dispersion (RARD) Scale	
< 0.5	Excellent homogeneity (e.g., beaches)
0.5 to 1.0	Good homogeneity
1.0 to 1.33	Fair homogeneity
> 1.33	Poor homogeneity (e.g., glacial)



PB-44-BB

