

**Onshore Grab Sample**

**Sample:** PB-42-BB  
**Sample Taken By:** D. Phelps  
**Sample Collected On:** 1/8/09  
**Splits?** N/A

**County:** Palm Beach  
**Latitude:** 26° 22' 27.4"  
**Longitude:** 80° 04' 2.9"  
**Datum:** WGS 84  
**Surf. Elev:** N/A  
**Datum:** N/A

**Fine Data Summary**

Total Sample Weight 54.855 grams  
Total Fines in Sample 0.071 grams  
Total Percent Fines 0.13 %

**Dry Sieving Summary**

Total Sample Weight 54.840 grams  
Total Digested Weight 25.937 grams  
Total Carbonate Weight 28.903 grams  
Total Silica % 47.30 %  
Total Carbonate % 52.70 %  
Carbonate/Silica Ratio 1.114

**General Comments:**

None

**Description**

Worked By: M. Ladle

# Pre-Digestion Grain Size Distribution

Onshore Grab Sample

Sample: PB-42-BB

Total Sample Mass: 54.840 grams

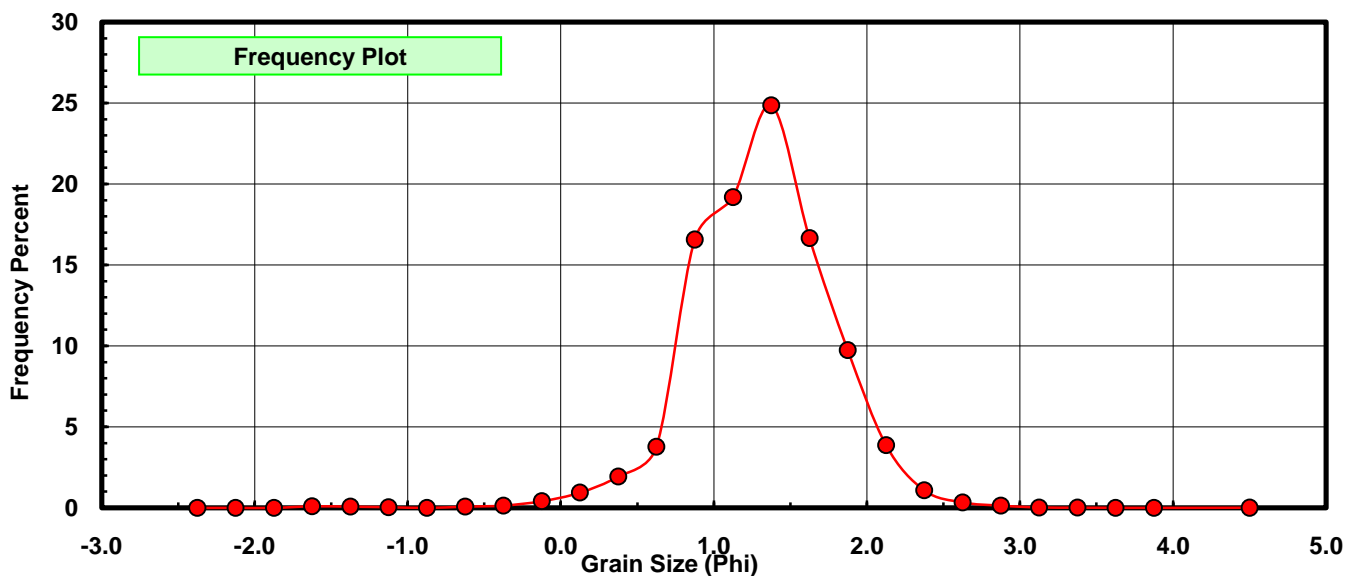
Sieve Size (phi)	Sieve Midpt (phi)	Weight (grams)	Freq Weight %	Cumulative Weight %
-2.25	-2.375	0.000	0.000	0.000
-2.00	-2.125	0.000	0.000	0.000
-1.75	-1.875	0.000	0.000	0.000
-1.50	-1.625	0.053	0.097	0.097
-1.25	-1.375	0.042	0.077	0.173
-1.00	-1.125	0.023	0.042	0.215
-0.75	-0.875	0.000	0.000	0.215
-0.50	-0.625	0.041	0.075	0.290
-0.25	-0.375	0.078	0.142	0.432
0.00	-0.125	0.224	0.408	0.841
0.25	0.125	0.515	0.939	1.780
0.50	0.375	1.064	1.940	3.720
0.75	0.625	2.065	3.765	7.485
1.00	0.875	9.087	16.570	24.055
1.25	1.125	10.527	19.196	43.251
1.50	1.375	13.634	24.861	68.113
1.75	1.625	9.133	16.654	84.767
2.00	1.875	5.342	9.741	94.508
2.25	2.125	2.125	3.875	98.383
2.50	2.375	0.593	1.081	99.464
2.75	2.625	0.186	0.339	99.803
3.00	2.875	0.076	0.139	99.942
3.25	3.125	0.015	0.027	99.969
3.50	3.375	0.008	0.015	99.984
3.75	3.625	0.003	0.005	99.989
4.00	3.875	0.001	0.002	99.991
5.00	4.50	0.005	0.009	100.000

Statistical Results			
Mean:	1.3064	phi	(0.4043 mm)
Standard Dev:	0.4692	phi-units	(0.7224 mm)
Skewness:	-0.4825	dimensionless	
Kurtosis:	6.1184	dimensionless	
5th Moment:	-15.6226	dimensionless	
6th Moment:	127.5018	dimensionless	
RARD *	0.3591	dimensionless	
Median	1.1929	phi	(0.4374 mm)

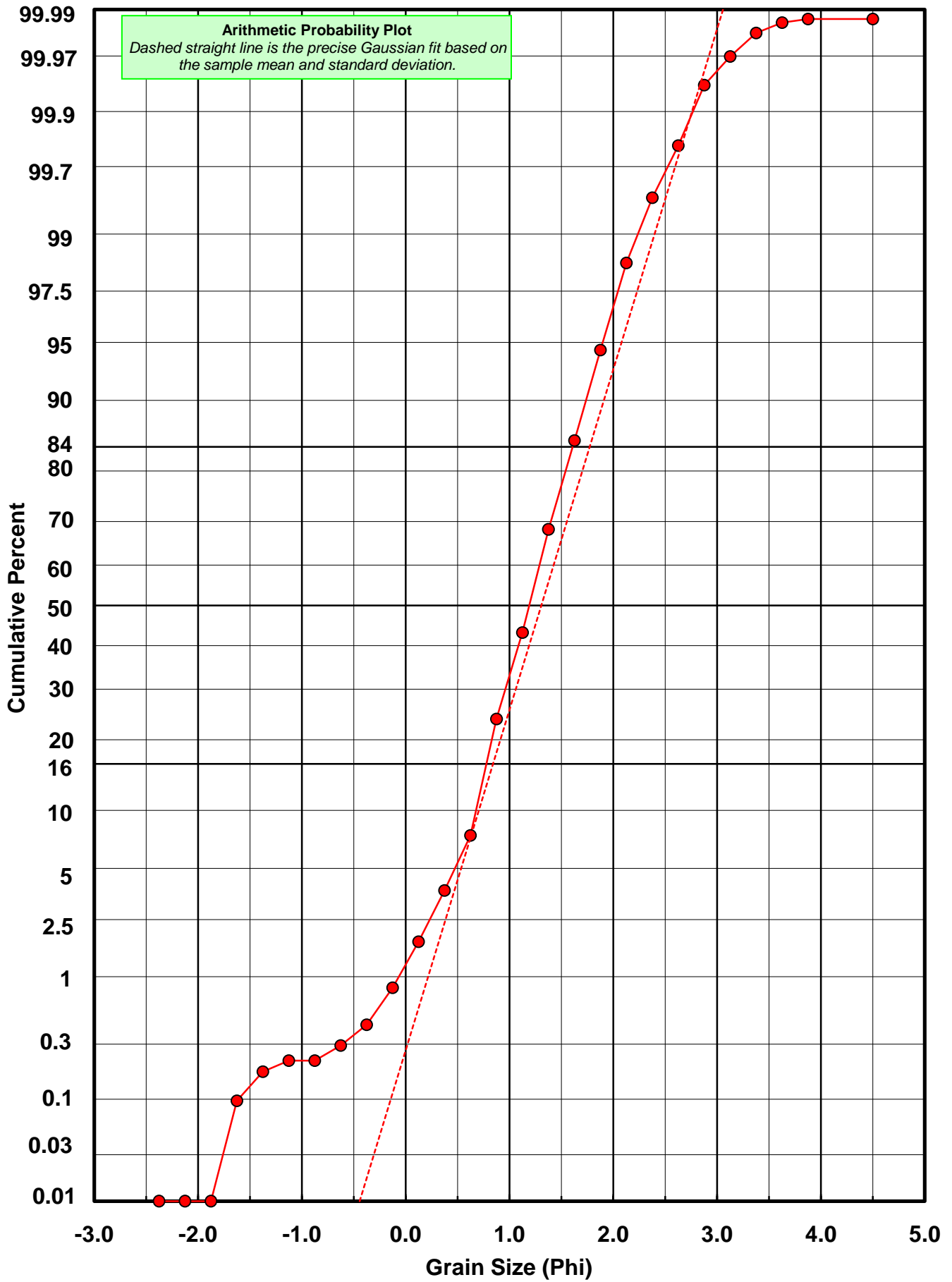
\* RARD = reciprocal absolute relative dispersion (see below)

Statistical Explanation	
Calculations based on the Method of Moments	
Skewness: 3rd Stand. Moment; Exact Gaussian = 0.0	
Kurtosis: 4th Stand. Moment; Exact Gaussian = 3.0	
For Further Explanation, See Basille et al. 2002	
Millimeter data calculated by $mm = 2^{(-\phi)}$	

Reciprocal Absolute Relative Dispersion (RARD) Scale	
< 0.5	Excellent homogeneity (e.g., beaches)
0.5 to 1.0	Good homogeneity
1.0 to 1.33	Fair homogeneity
> 1.33	Poor homogeneity (e.g., glacial)



# PB-42-BB



# Carbonate Grain Size Distribution

Onshore Grab Sample

Sample: PB-42-BB

Total Carbonate Mass: 28.940 grams

% Carbonate: 52.7 %

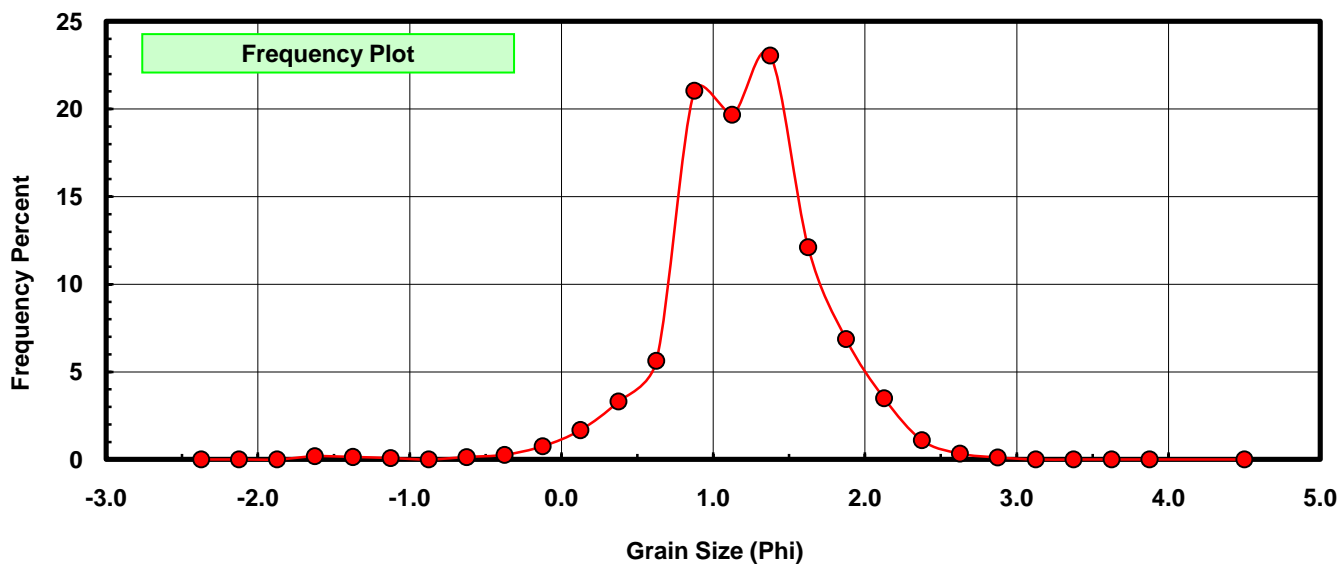
Sieve Size (phi)	Sieve Midpt (phi)	Weight (grams)	Freq Weight %	Cumulative Weight %
-2.25	-2.375	0.000	0.000	0.000
-2.00	-2.125	0.000	0.000	0.000
-1.75	-1.875	0.000	0.000	0.000
-1.50	-1.625	0.053	0.183	0.183
-1.25	-1.375	0.042	0.145	0.328
-1.00	-1.125	0.023	0.079	0.408
-0.75	-0.875	0.000	0.000	0.408
-0.50	-0.625	0.041	0.142	0.549
-0.25	-0.375	0.078	0.270	0.819
0.00	-0.125	0.218	0.753	1.572
0.25	0.125	0.486	1.679	3.252
0.50	0.375	0.957	3.307	6.558
0.75	0.625	1.629	5.629	12.187
1.00	0.875	6.090	21.044	33.231
1.25	1.125	5.694	19.675	52.906
1.50	1.375	6.672	23.055	75.961
1.75	1.625	3.508	12.122	88.082
2.00	1.875	1.989	6.873	94.955
2.25	2.125	1.013	3.500	98.455
2.50	2.375	0.317	1.095	99.551
2.75	2.625	0.097	0.335	99.886
3.00	2.875	0.033	0.114	100.000
3.25	3.125	0.000	0.000	100.000
3.50	3.375	0.000	0.000	100.000
3.75	3.625	0.000	0.000	100.000
4.00	3.875	0.000	0.000	100.000
5.00	4.500	0.000	0.000	100.000

Statistical Results			
Mean:	1.2018	phi	(0.4347 mm)
Standard Dev:	0.5113	phi-units	(0.7016 mm)
Skewness:	-0.6145	dimensionless	
Kurtosis:	5.9686	dimensionless	
5th Moment:	-17.3028	dimensionless	
6th Moment:	102.6293	dimensionless	
RARD *	0.4254	dimensionless	
Median	1.0881	phi	(0.4704 mm)

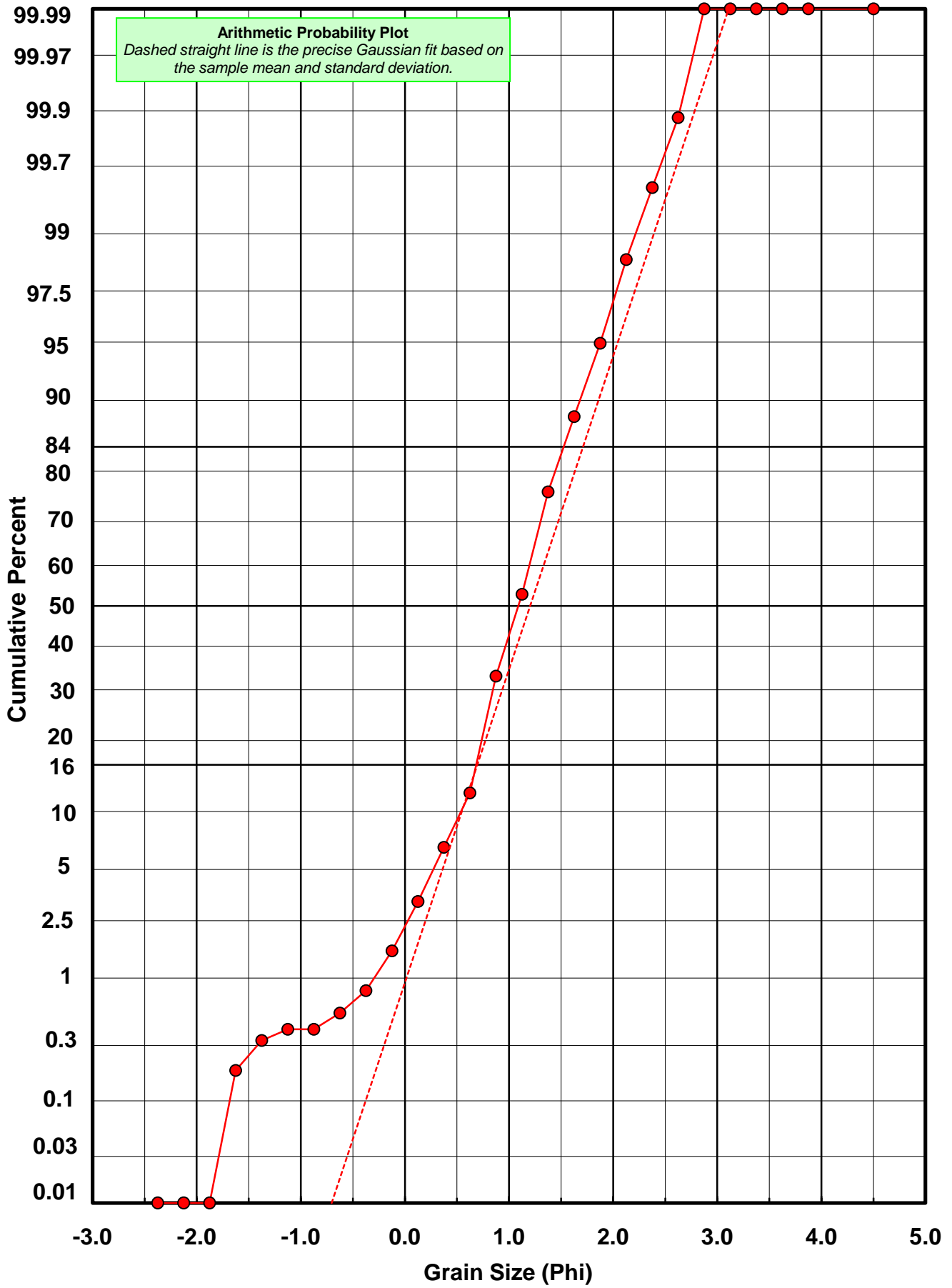
\* RARD = reciprocal absolute relative dispersion (see below)

Statistical Explanation	
Calculations based on the Method of Moments	
Skewness: 3rd Stand. Moment; Exact Gaussian = 0.0	
Kurtosis: 4th Stand. Moment; Exact Gaussian = 3.0	
For Further Explanation, See Basille et al. 2002	
Millimeter data calculated by $mm = 2^{(-\phi)}$	

Reciprocal Absolute Relative Dispersion (RARD) Scale	
< 0.5	Excellent homogeneity (e.g., beaches)
0.5 to 1.0	Good homogeneity
1.0 to 1.33	Fair homogeneity
> 1.33	Poor homogeneity (e.g., glacial)



# PB-42-BB



# Post-Digestion Grain Size Distribution

Onshore Grab Sample

Sample: PB-42-BB

Total Digested Mass: 25.937 grams

% Silica: 47.3 %

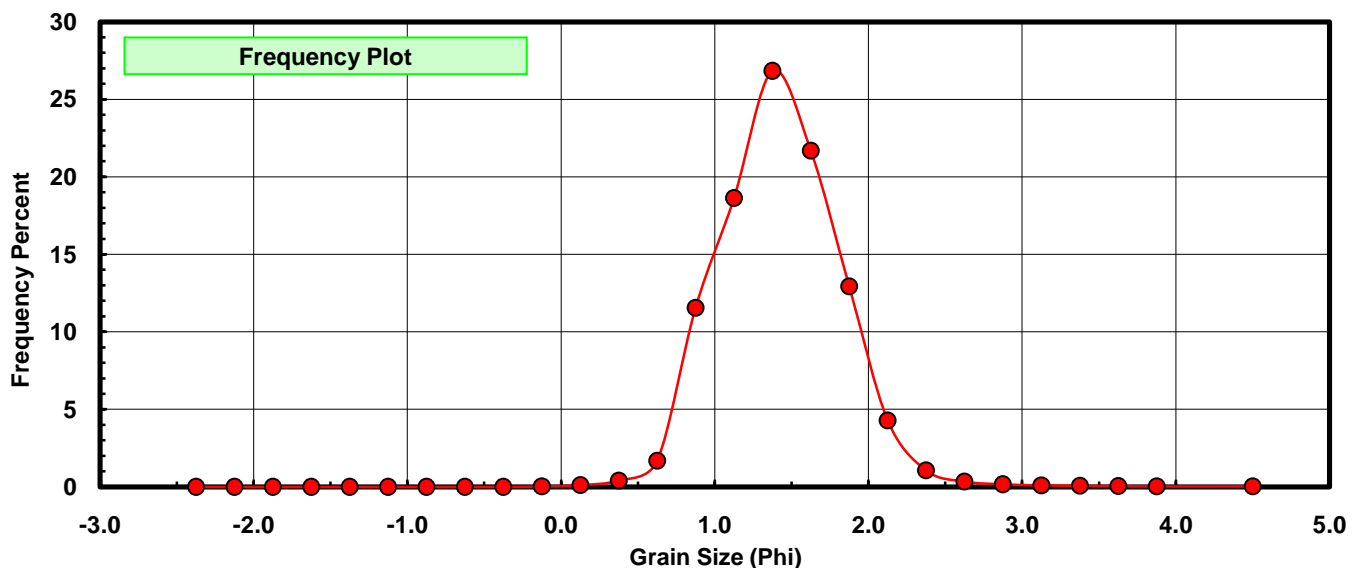
Sieve Size (phi)	Sieve Midpt (phi)	Weight (grams)	Freq Weight %	Cumulative Weight %
-2.25	-2.375	0.000	0.000	0.000
-2.00	-2.125	0.000	0.000	0.000
-1.75	-1.875	0.000	0.000	0.000
-1.50	-1.625	0.000	0.000	0.000
-1.25	-1.375	0.000	0.000	0.000
-1.00	-1.125	0.000	0.000	0.000
-0.75	-0.875	0.000	0.000	0.000
-0.50	-0.625	0.000	0.000	0.000
-0.25	-0.375	0.000	0.000	0.000
0.00	-0.125	0.006	0.023	0.023
0.25	0.125	0.029	0.112	0.135
0.50	0.375	0.107	0.413	0.547
0.75	0.625	0.436	1.681	2.228
1.00	0.875	2.997	11.555	13.783
1.25	1.125	4.833	18.634	32.417
1.50	1.375	6.962	26.842	59.259
1.75	1.625	5.625	21.687	80.946
2.00	1.875	3.353	12.927	93.874
2.25	2.125	1.112	4.287	98.161
2.50	2.375	0.276	1.064	99.225
2.75	2.625	0.089	0.343	99.568
3.00	2.875	0.043	0.166	99.734
3.25	3.125	0.025	0.096	99.830
3.50	3.375	0.018	0.069	99.900
3.75	3.625	0.012	0.046	99.946
4.00	3.875	0.007	0.027	99.973
5.00	4.500	0.007	0.027	100.000

Statistical Results			
Mean:	1.4262	phi	(0.3721 mm)
Standard Dev:	0.4026	phi-units	(0.7565 mm)
Skewness:	0.5320	dimensionless	
Kurtosis:	5.1514	dimensionless	
5th Moment:	16.5227	dimensionless	
6th Moment:	112.4387	dimensionless	
RARD *	0.2823	dimensionless	
Median	1.2888	phi	(0.4093 mm)

\* RARD = reciprocal absolute relative dispersion (see below)

Statistical Explanation	
Calculations based on the Method of Moments	
Skewness: 3rd Stand. Moment; Exact Gaussian = 0.0	
Kurtosis: 4th Stand. Moment; Exact Gaussian = 3.0	
For Further Explanation, See Basille et al. 2002	
Millimeter data calculated by $mm = 2^{(-phi)}$	

Reciprocal Absolute Relative Dispersion (RARD) Scale	
< 0.5	Excellent homogeneity (e.g., beaches)
0.5 to 1.0	Good homogeneity
1.0 to 1.33	Fair homogeneity
> 1.33	Poor homogeneity (e.g., glacial)



# PB-42-BB

