

Onshore Grab Sample

Sample: PB-39-BB
Sample Taken By: D. Phelps
Sample Collected On: 1/8/09
Splits? N/A

County: Palm Beach
Latitude: 26° 25' 7.6"
Longitude: 80° 03' 47.5"
Datum: WGS 84
Surf. Elev: N/A
Datum: N/A

Fine Data Summary

Total Sample Weight 53.761 grams
Total Fines in Sample 0.117 grams
Total Percent Fines 0.22 %

Dry Sieving Summary

Total Sample Weight 53.685 grams
Total Digested Weight 27.104 grams
Total Carbonate Weight 26.581 grams
Total Silica % 50.49 %
Total Carbonate % 49.51 %
Carbonate/Silica Ratio 0.981

General Comments:

None

Description

Worked By: M. Ladle

Pre-Digestion Grain Size Distribution

Onshore Grab Sample

Sample: PB-39-BB

Total Sample Mass: 53.685 grams

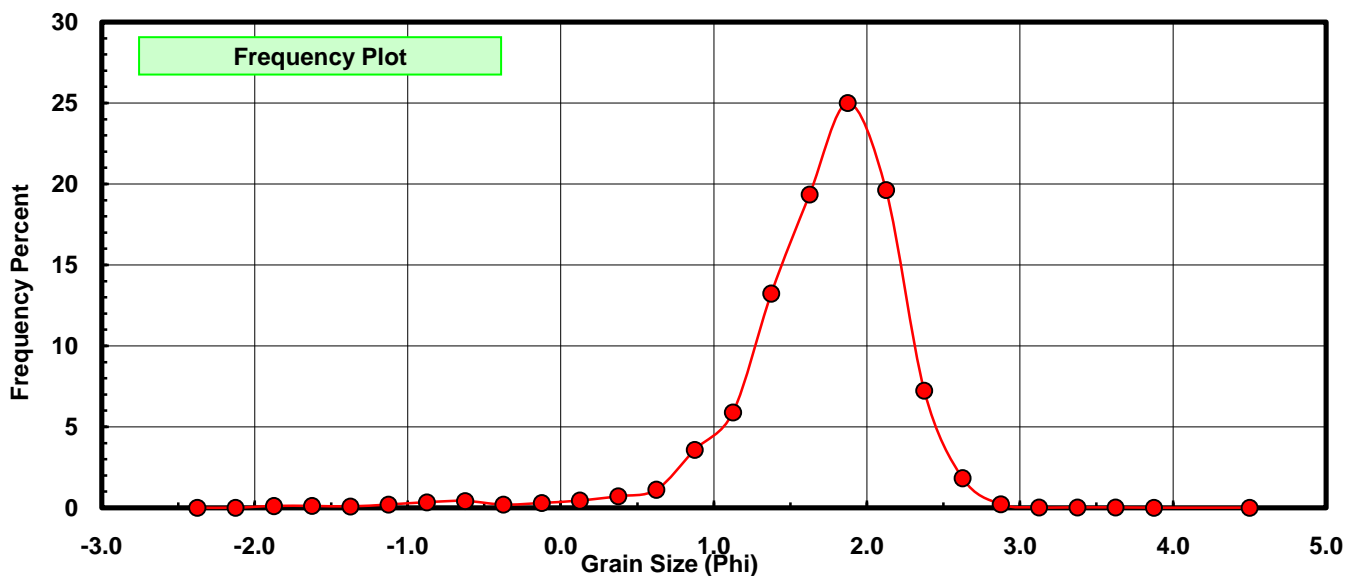
Sieve Size (phi)	Sieve Midpt (phi)	Weight (grams)	Freq Weight %	Cumulative Weight %
-2.25	-2.375	0.000	0.000	0.000
-2.00	-2.125	0.000	0.000	0.000
-1.75	-1.875	0.058	0.108	0.108
-1.50	-1.625	0.059	0.110	0.218
-1.25	-1.375	0.043	0.080	0.298
-1.00	-1.125	0.105	0.196	0.494
-0.75	-0.875	0.183	0.341	0.834
-0.50	-0.625	0.225	0.419	1.254
-0.25	-0.375	0.102	0.190	1.444
0.00	-0.125	0.157	0.292	1.736
0.25	0.125	0.238	0.443	2.179
0.50	0.375	0.382	0.712	2.891
0.75	0.625	0.599	1.116	4.007
1.00	0.875	1.921	3.578	7.585
1.25	1.125	3.164	5.894	13.479
1.50	1.375	7.103	13.231	26.710
1.75	1.625	10.382	19.339	46.048
2.00	1.875	13.421	25.000	71.048
2.25	2.125	10.535	19.624	90.672
2.50	2.375	3.879	7.225	97.897
2.75	2.625	0.981	1.827	99.724
3.00	2.875	0.114	0.212	99.937
3.25	3.125	0.011	0.020	99.957
3.50	3.375	0.010	0.019	99.976
3.75	3.625	0.011	0.020	99.996
4.00	3.875	0.001	0.002	99.998
5.00	4.50	0.001	0.002	100.000

Statistical Results			
Mean:	1.7038	phi	(0.307 mm)
Standard Dev:	0.5567	phi-units	(0.6799 mm)
Skewness:	-1.9482	dimensionless	
Kurtosis:	10.4659	dimensionless	
5th Moment:	-48.3006	dimensionless	
6th Moment:	259.3423	dimensionless	
RARD *	0.3267	dimensionless	
Median	1.6645	phi	(0.3154 mm)

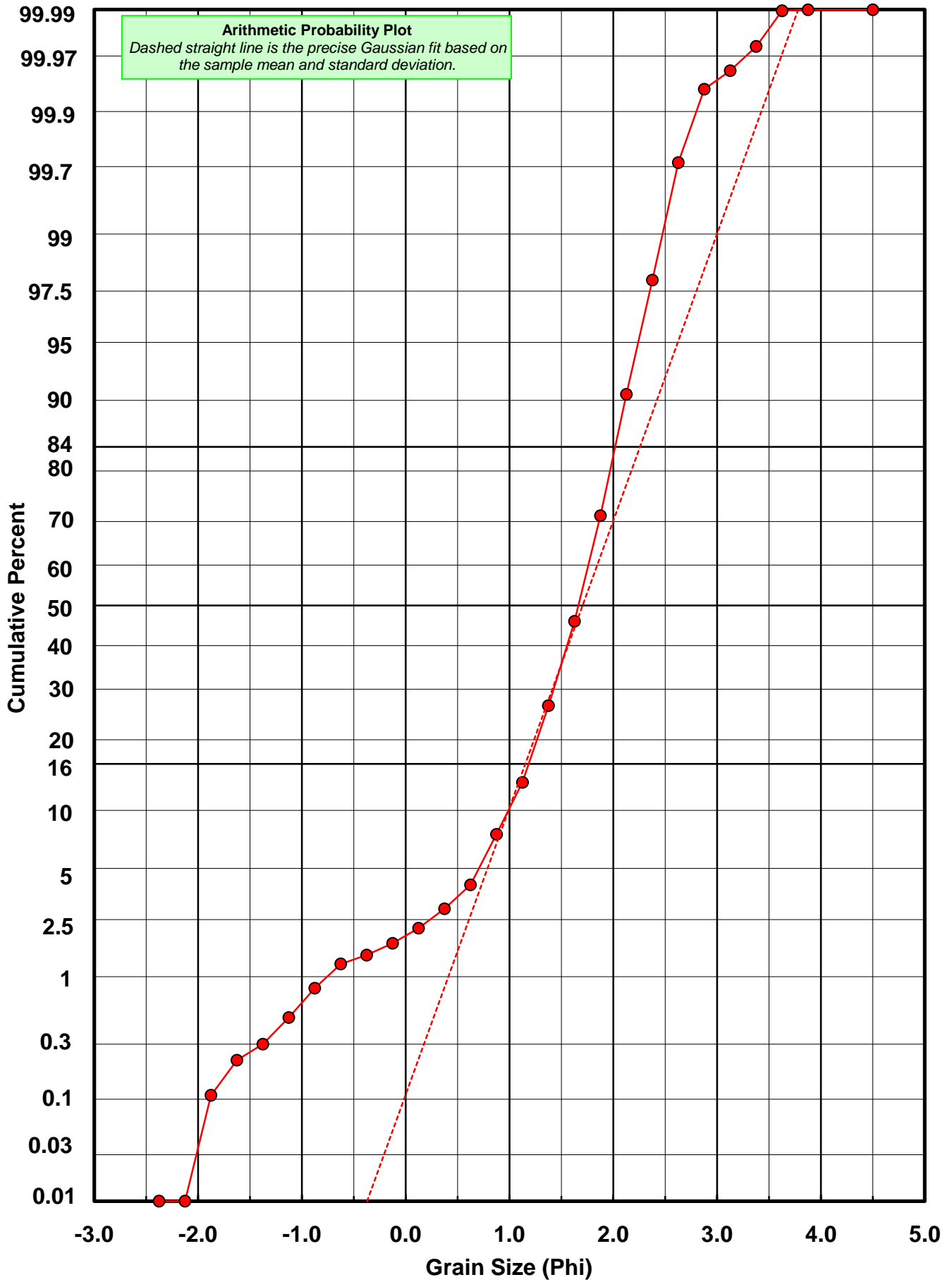
* RARD = reciprocal absolute relative dispersion (see below)

Statistical Explanation	
Calculations based on the Method of Moments	
Skewness: 3rd Stand. Moment; Exact Gaussian = 0.0	
Kurtosis: 4th Stand. Moment; Exact Gaussian = 3.0	
For Further Explanation, See Basille et al. 2002	
Millimeter data calculated by $mm = 2^{(-phi)}$	

Reciprocal Absolute Relative Dispersion (RARD) Scale	
< 0.5	Excellent homogeneity (e.g., beaches)
0.5 to 1.0	Good homogeneity
1.0 to 1.33	Fair homogeneity
> 1.33	Poor homogeneity (e.g., glacial)



PB-39-BB



Carbonate Grain Size Distribution

Onshore Grab Sample

Sample: PB-39-BB

Total Carbonate Mass: 26.596 grams

% Carbonate: 49.5 %

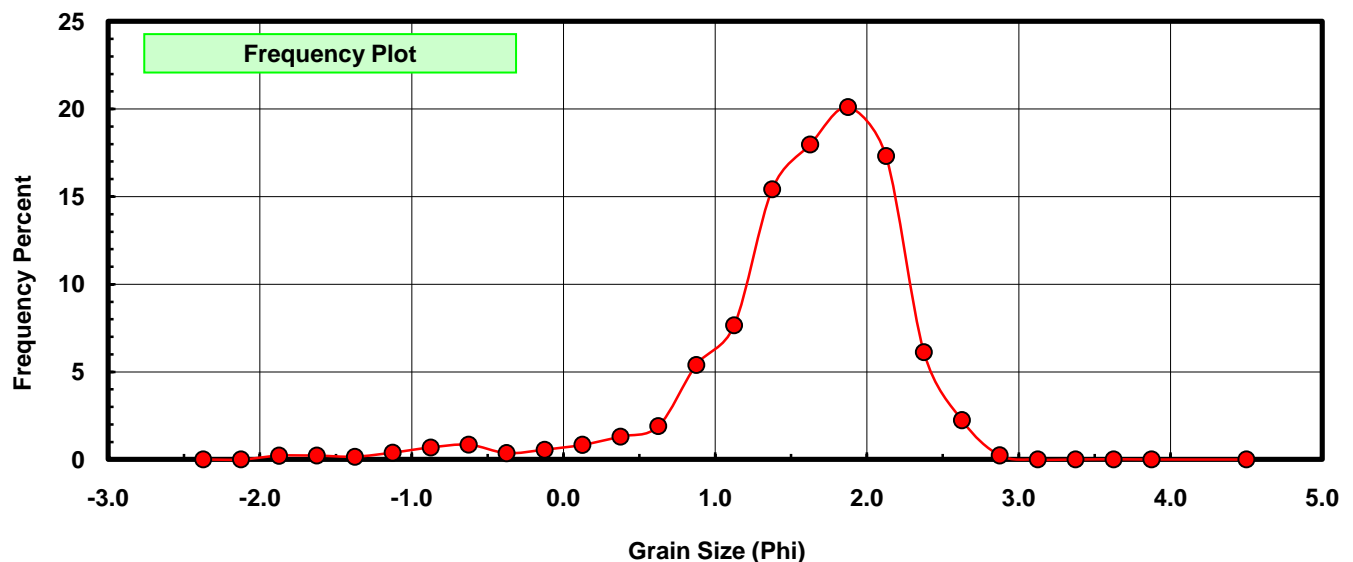
Sieve Size (phi)	Sieve Midpt (phi)	Weight (grams)	Freq Weight %	Cumulative Weight %
-2.25	-2.375	0.000	0.000	0.000
-2.00	-2.125	0.000	0.000	0.000
-1.75	-1.875	0.058	0.218	0.218
-1.50	-1.625	0.059	0.222	0.440
-1.25	-1.375	0.043	0.162	0.602
-1.00	-1.125	0.105	0.395	0.996
-0.75	-0.875	0.183	0.688	1.684
-0.50	-0.625	0.225	0.846	2.530
-0.25	-0.375	0.097	0.365	2.895
0.00	-0.125	0.150	0.564	3.459
0.25	0.125	0.223	0.838	4.298
0.50	0.375	0.349	1.312	5.610
0.75	0.625	0.506	1.903	7.512
1.00	0.875	1.437	5.403	12.915
1.25	1.125	2.037	7.659	20.575
1.50	1.375	4.101	15.420	35.994
1.75	1.625	4.780	17.973	53.967
2.00	1.875	5.348	20.108	74.075
2.25	2.125	4.604	17.311	91.386
2.50	2.375	1.627	6.117	97.503
2.75	2.625	0.597	2.245	99.748
3.00	2.875	0.063	0.237	99.985
3.25	3.125	0.000	0.000	99.985
3.50	3.375	0.000	0.000	99.985
3.75	3.625	0.004	0.015	100.000
4.00	3.875	0.000	0.000	100.000
5.00	4.500	0.000	0.000	100.000

Statistical Results			
Mean:	1.5841	phi	(0.3335 mm)
Standard Dev:	0.6801	phi-units	(0.6241 mm)
Skewness:	-1.7601	dimensionless	
Kurtosis:	7.8400	dimensionless	
5th Moment:	-29.1121	dimensionless	
6th Moment:	124.6393	dimensionless	
RARD *	0.4293	dimensionless	
Median	1.5698	phi	(0.3368 mm)

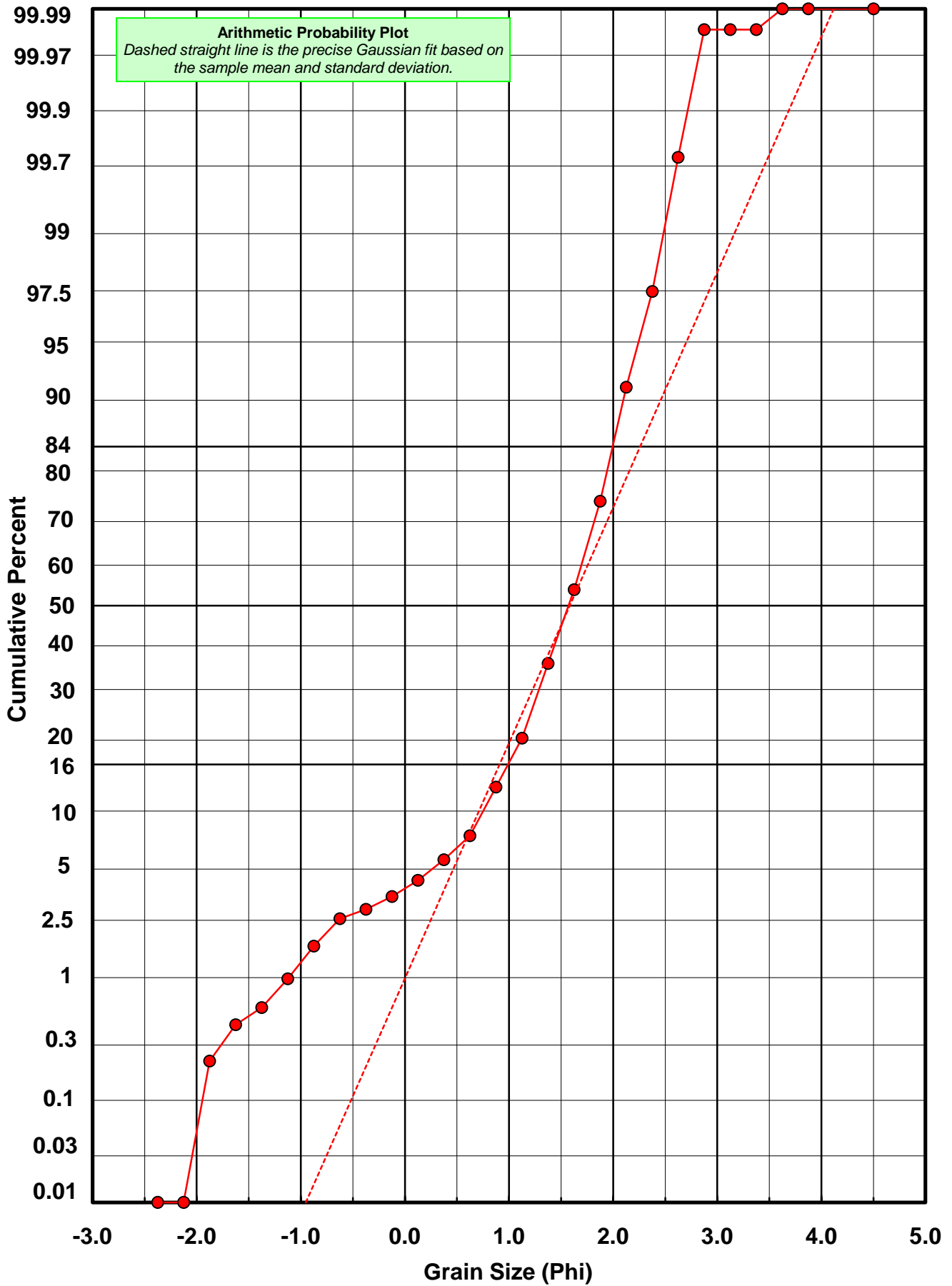
* RARD = reciprocal absolute relative dispersion (see below)

Statistical Explanation	
Calculations based on the Method of Moments	
Skewness: 3rd Stand. Moment; Exact Gaussian = 0.0	
Kurtosis: 4th Stand. Moment; Exact Gaussian = 3.0	
For Further Explanation, See Basille et al. 2002	
Millimeter data calculated by $mm = 2^{(-\phi)}$	

Reciprocal Absolute Relative Dispersion (RARD) Scale	
< 0.5	Excellent homogeneity (e.g., beaches)
0.5 to 1.0	Good homogeneity
1.0 to 1.33	Fair homogeneity
> 1.33	Poor homogeneity (e.g., glacial)



PB-39-BB



Post-Digestion Grain Size Distribution

Onshore Grab Sample

Sample: PB-39-BB

Total Digested Mass: 27.104 grams

% Silica: 50.5 %

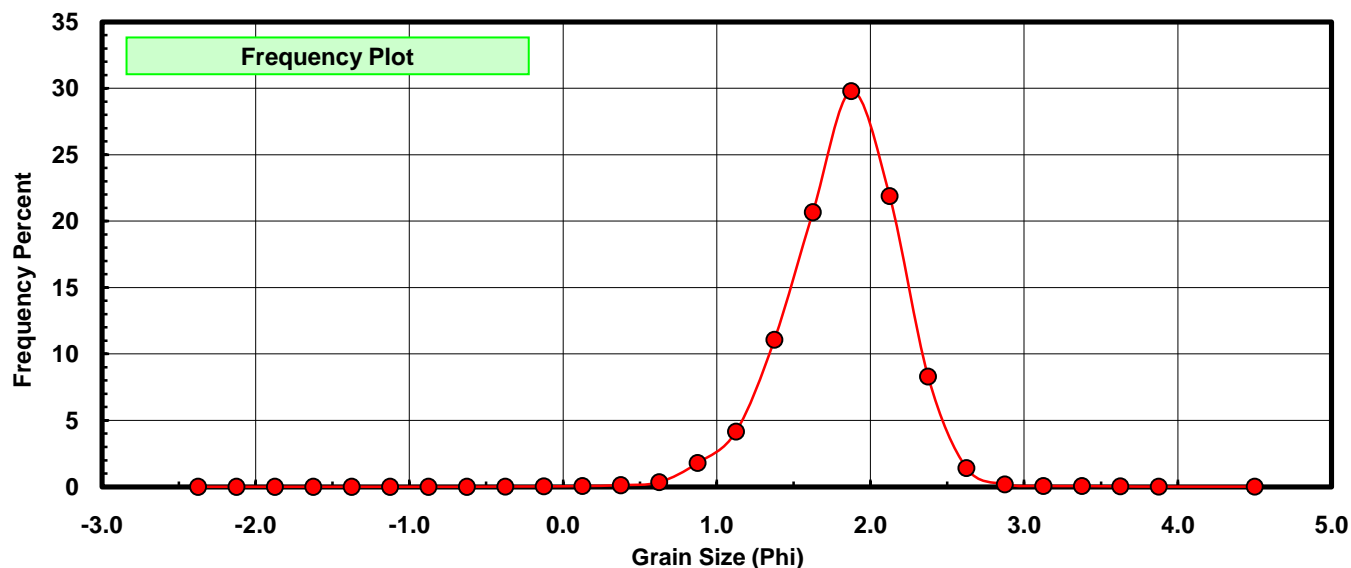
Sieve Size (phi)	Sieve Midpt (phi)	Weight (grams)	Freq Weight %	Cumulative Weight %
-2.25	-2.375	0.000	0.000	0.000
-2.00	-2.125	0.000	0.000	0.000
-1.75	-1.875	0.000	0.000	0.000
-1.50	-1.625	0.000	0.000	0.000
-1.25	-1.375	0.000	0.000	0.000
-1.00	-1.125	0.000	0.000	0.000
-0.75	-0.875	0.000	0.000	0.000
-0.50	-0.625	0.000	0.000	0.000
-0.25	-0.375	0.005	0.018	0.018
0.00	-0.125	0.007	0.026	0.044
0.25	0.125	0.015	0.055	0.100
0.50	0.375	0.033	0.122	0.221
0.75	0.625	0.093	0.343	0.564
1.00	0.875	0.484	1.786	2.350
1.25	1.125	1.127	4.158	6.508
1.50	1.375	3.002	11.076	17.584
1.75	1.625	5.602	20.669	38.253
2.00	1.875	8.073	29.785	68.038
2.25	2.125	5.931	21.882	89.920
2.50	2.375	2.252	8.309	98.229
2.75	2.625	0.384	1.417	99.646
3.00	2.875	0.051	0.188	99.834
3.25	3.125	0.017	0.063	99.897
3.50	3.375	0.015	0.055	99.952
3.75	3.625	0.007	0.026	99.978
4.00	3.875	0.003	0.011	99.989
5.00	4.500	0.003	0.011	100.000

Statistical Results			
Mean:	1.8222	phi	(0.2828 mm)
Standard Dev:	0.3804	phi-units	(0.7682 mm)
Skewness:	-0.3618	dimensionless	
Kurtosis:	4.3220	dimensionless	
5th Moment:	-2.5568	dimensionless	
6th Moment:	56.7632	dimensionless	
RARD *	0.2087	dimensionless	
Median	1.7236	phi	(0.3028 mm)

* RARD = reciprocal absolute relative dispersion (see below)

Statistical Explanation	
Calculations based on the Method of Moments	
Skewness: 3rd Stand. Moment; Exact Gaussian = 0.0	
Kurtosis: 4th Stand. Moment; Exact Gaussian = 3.0	
For Further Explanation, See Basille et al. 2002	
Millimeter data calculated by $mm = 2^{(-phi)}$	

Reciprocal Absolute Relative Dispersion (RARD) Scale	
< 0.5	Excellent homogeneity (e.g., beaches)
0.5 to 1.0	Good homogeneity
1.0 to 1.33	Fair homogeneity
> 1.33	Poor homogeneity (e.g., glacial)



PB-39-BB

